



US00D514866S

(12) **United States Design Patent**  
**Brady**

(10) **Patent No.:** **US D514,866 S**

(45) **Date of Patent:** **\*\* Feb. 14, 2006**

(54) **COFFEE MAKER**

(75) **Inventor:** **Martin P. Brady**, Richmond, VA (US)

(73) **Assignee:** **Hamilton Beach/Proctor-Silex**, Glen Allen, VA (US)

(\*\*) **Term:** **14 Years**

(21) **Appl. No.:** **29/201,311**

(22) **Filed:** **Mar. 12, 2004**

(51) **LOC (8) Cl.** ..... **07-01**

(52) **U.S. Cl.** ..... **D7/309; D7/310; D7/311**

(58) **Field of Classification Search** ..... D7/300,  
D7/309, 310, 311, 305, 306; 368/47; 222/189.1,  
222/144, 129.1-129; 219/481, 433, 432;  
62/342; 426/524; 99/281, 300, 307, 305,  
99/287, 323.3, 280, 279, 295, 289 R

See application file for complete search history.

(56) **References Cited**

**U.S. PATENT DOCUMENTS**

D350,667 S	*	9/1994	Saltet	.....	D7/309
5,463,932 A		11/1995	Olson		
D366,385 S		1/1996	Anghii et al.		
D376,950 S		12/1996	Saltet		
D377,290 S		1/1997	Saltet		
5,634,395 A		6/1997	Jouatel et al.		
D382,438 S		8/1997	Figur et al.		
D407,593 S		4/1999	Hu et al.		
D408,680 S		4/1999	Lin		
D417,358 S	*	12/1999	Dutrueil	.....	D7/309
D419,821 S	*	2/2000	Powell et al.	.....	D7/309

D432,850 S	*	10/2000	Saltet	.....	D7/309
D446,990 S	*	8/2001	Prat	.....	D7/309
D447,903 S		9/2001	Lin		
D447,904 S		9/2001	Kling		
D449,197 S	*	10/2001	Byler	.....	D7/309
D449,954 S		11/2001	Warfel et al.		
D450,520 S		11/2001	Saltet		
D453,656 S	*	2/2002	Byler et al.	.....	D7/309
D478,461 S	*	8/2003	Hoard	.....	D7/309
D483,214 S	*	12/2003	Holderfield et al.	.....	D7/309
D484,733 S	*	1/2004	Kling et al.	.....	D7/309
D491,763 S	*	6/2004	Picozza et al.	.....	D7/309
D495,190 S	*	8/2004	Picozza et al.	.....	D7/309
D502,628 S	*	3/2005	Ledingham	.....	D7/309

\* cited by examiner

*Primary Examiner*—M. N. Pandozzi

(74) *Attorney, Agent, or Firm*—John H. Thomas, P.C.


(57) **CLAIM**


I claim the ornamental design for a coffee maker, as shown and described.

**DESCRIPTION**


FIG. 1 is a perspective view as seen from the top, front and right side of a coffee maker showing the new design; FIG. 2 is a front elevational view thereof; FIG. 3 is a rear elevational view thereof; FIG. 4 is a left side elevational view thereof; FIG. 5 is a right side elevational thereof; FIG. 6 is a top plan view thereof; and, FIG. 7 is a bottom view thereof.

**1 Claim, 7 Drawing Sheets**

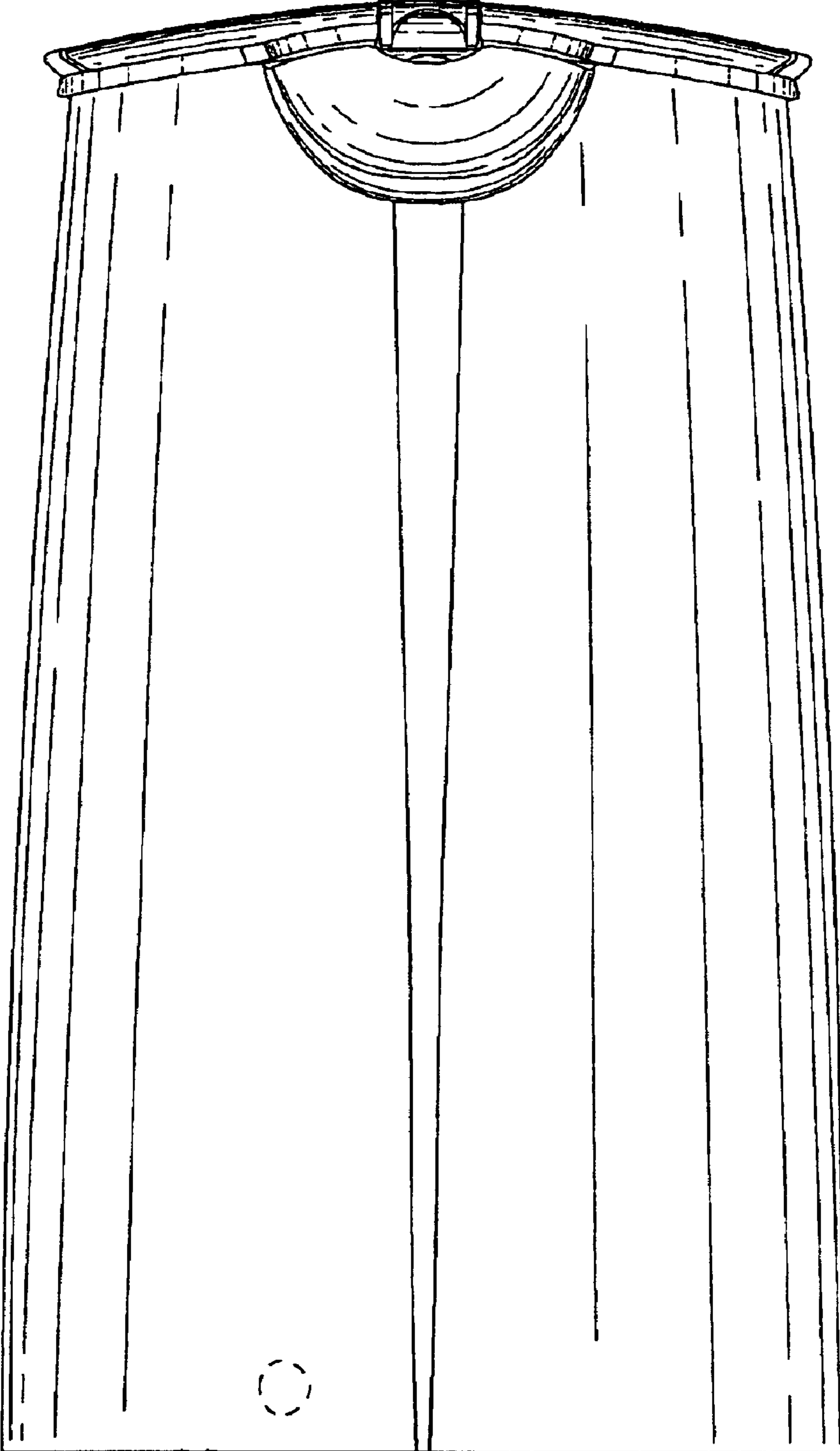




**FIG. 1**

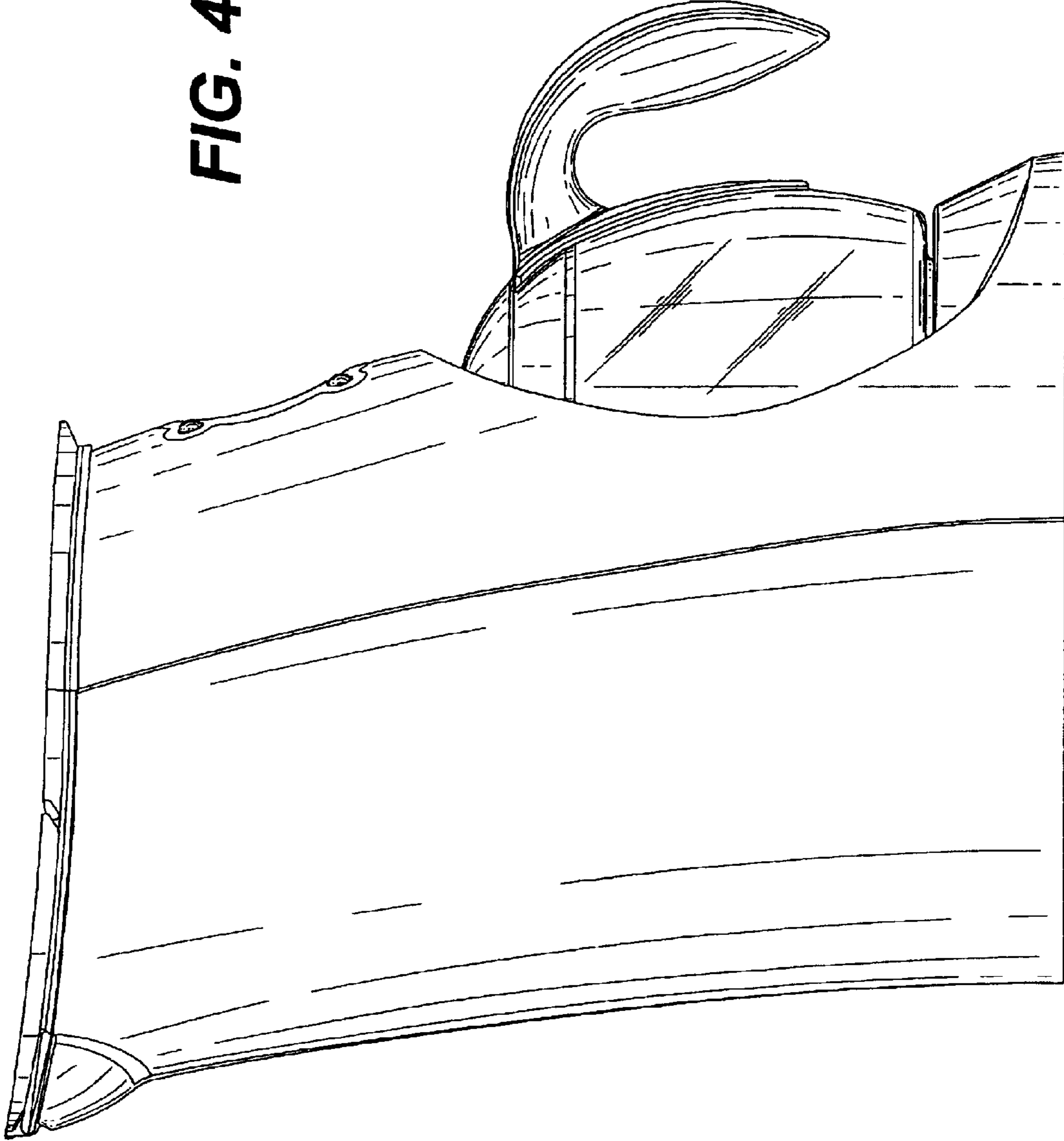


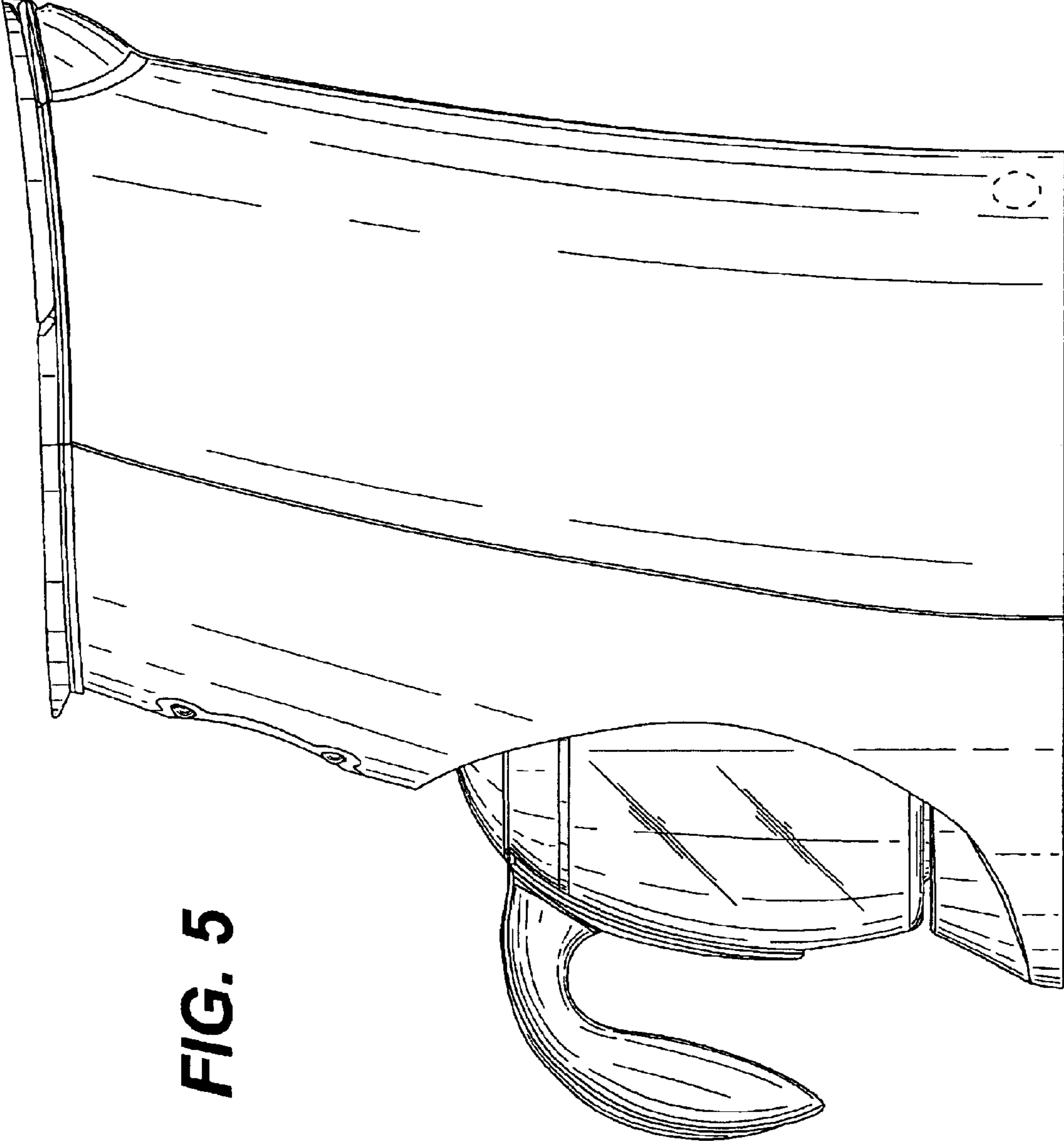
**FIG. 2**



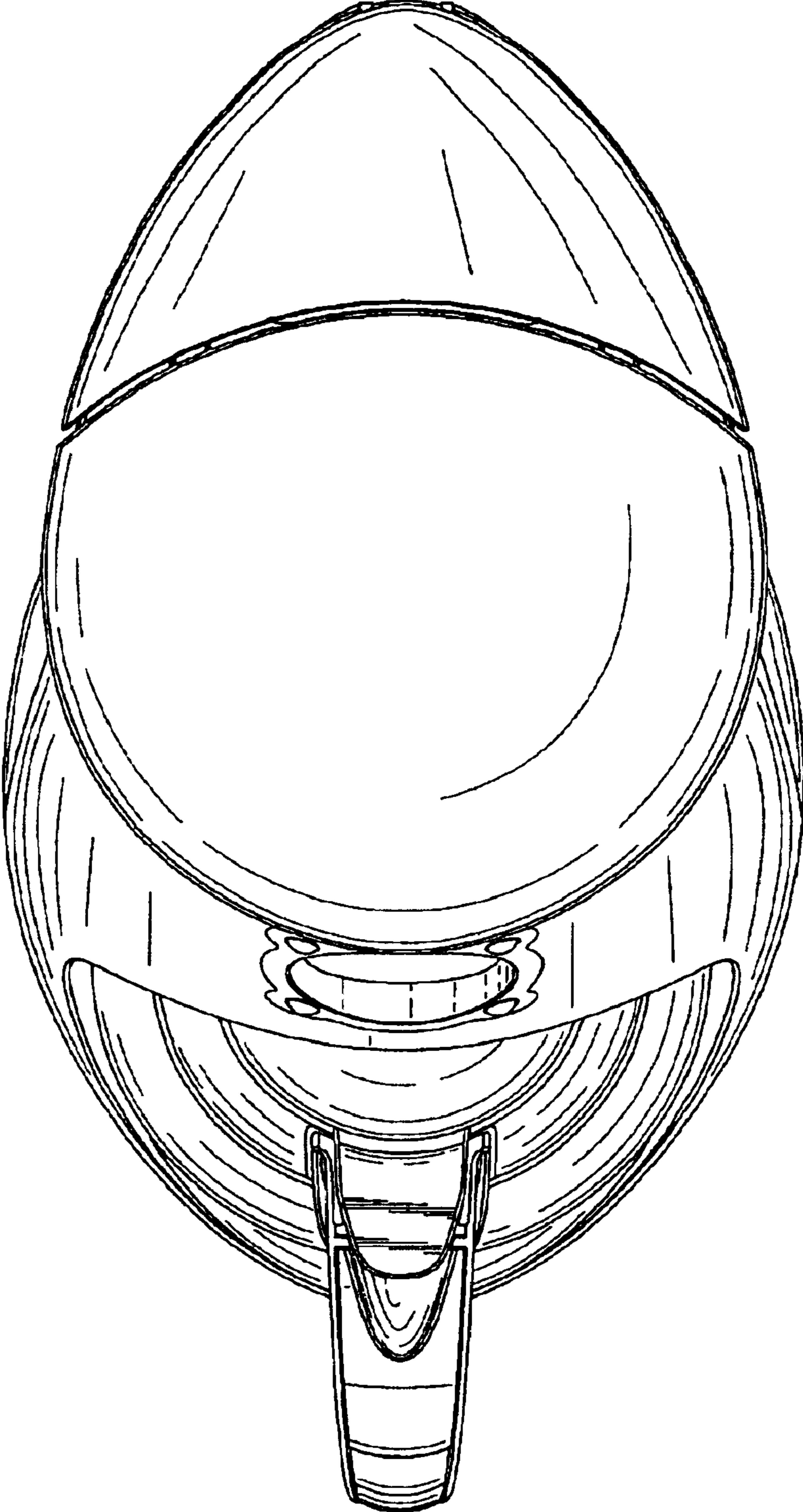
**FIG. 3**

**FIG. 4**

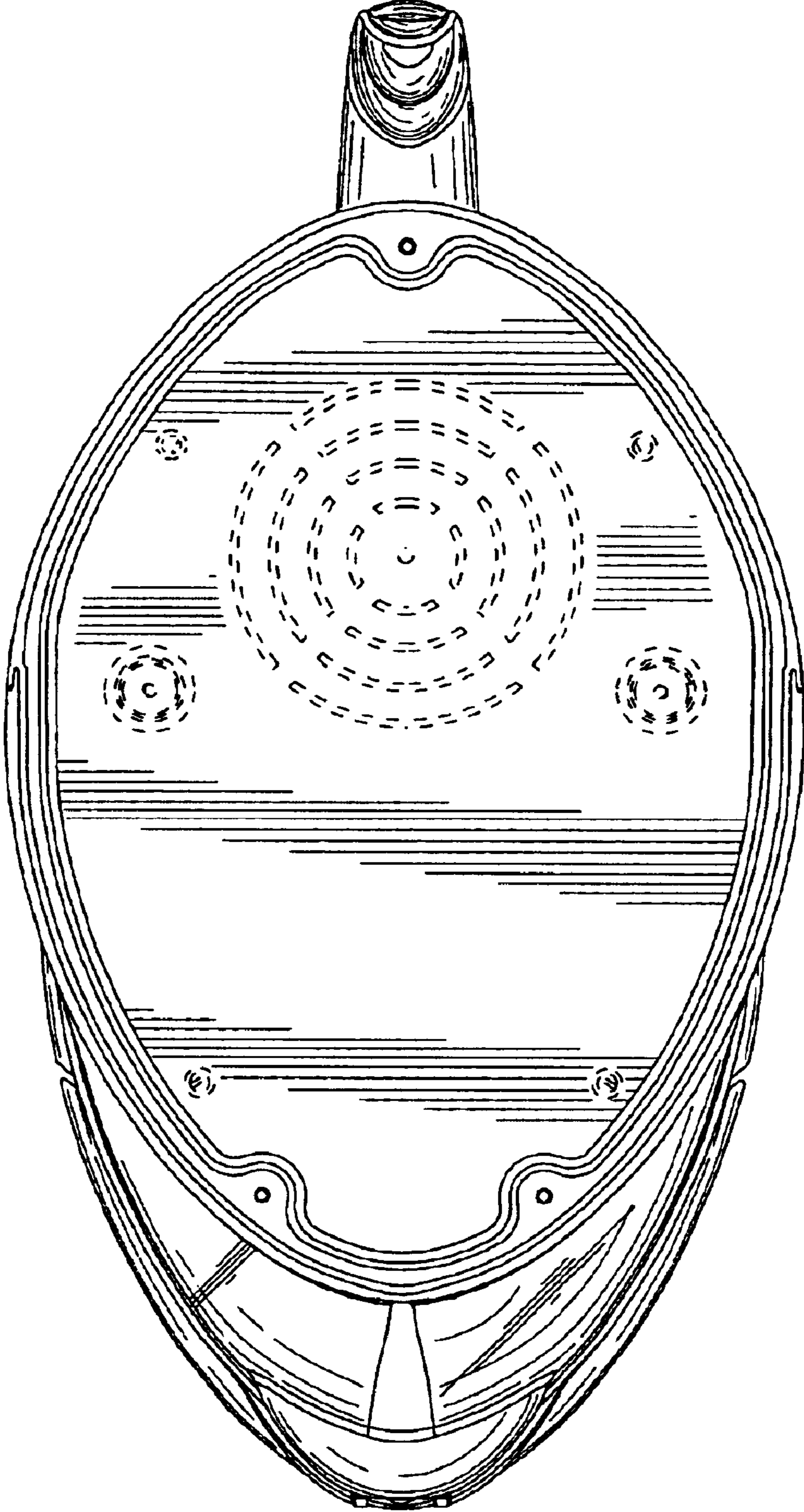




**FIG. 5**



**FIG. 6**



**FIG. 7**