



US00D514865S

(12) **United States Design Patent**
Steiner

(10) **Patent No.:** **US D514,865 S**
(45) **Date of Patent:** **** Feb. 14, 2006**

(54) **COFFEE MAKER**
(75) **Inventor:** **Mark C. Steiner**, Richmond, VA (US)
(73) **Assignee:** **Hamilton Beach/Proctor-Silex**, Glen Allen, VA (US)
(**) **Term:** **14 Years**
(21) **Appl. No.:** **29/201,297**
(22) **Filed:** **Mar. 12, 2004**

(51) **LOC (8) Cl.** **07-01**
(52) **U.S. Cl.** **D7/309; D7/310; D7/311**
(58) **Field of Classification Search** **D7/300, D7/309, 310, 311, 305, 306; 368/47; 222/189.1, 222/144, 129.1-129; 219/481, 433, 432; 62/342; 426/524; 99/281, 300, 307, 305, 99/287, 323.3, 280, 279, 295, 289 R**
See application file for complete search history.

(56) **References Cited**
U.S. PATENT DOCUMENTS
D241,178 S 8/1976 Haythomthwaite
D255,120 S 5/1980 Bardeau
D267,032 S 11/1982 Lafontaine
D267,325 S * 12/1982 Zimmerman et al. D7/309
4,805,523 A * 2/1989 Stuckey et al. 99/281
D320,138 S * 9/1991 Steinkamp D7/309
D377,290 S 1/1997 Saltet
D400,045 S 10/1998 Schade


D407,593 S 4/1999 Hu et al.
D408,680 S 4/1999 Lin
D419,821 S * 2/2000 Powell et al. D7/309
D421,360 S * 3/2000 Lin D7/309
D449,197 S 10/2001 Byler
D454,466 S * 3/2002 Hong D7/309
D474,366 S 5/2003 Hodges et al.
D478,461 S 8/2003 Hoard
D481,902 S * 11/2003 OaConnor et al. D7/309
D495,190 S * 8/2004 Picozza et al. D7/309
D502,628 S * 3/2005 Ledingham D7/309

* cited by examiner
Primary Examiner—M. N. Pandozzi
(74) *Attorney, Agent, or Firm*—John H. Thomas, P.C.

(57) **CLAIM**
I claim the ornamental design for a coffee maker, as shown and described.

DESCRIPTION
FIG. 1 is a perspective view as seen from the top, front and right side of a coffee maker showing the new design; FIG. 2 is a front elevational view thereof; FIG. 3 is a rear elevational view thereof; FIG. 4 is a left side elevational view thereof; FIG. 5 is a right side elevational view thereof; FIG. 6 is a top plan view thereof; and, FIG. 7 is a bottom view thereof.

1 Claim, 6 Drawing Sheets



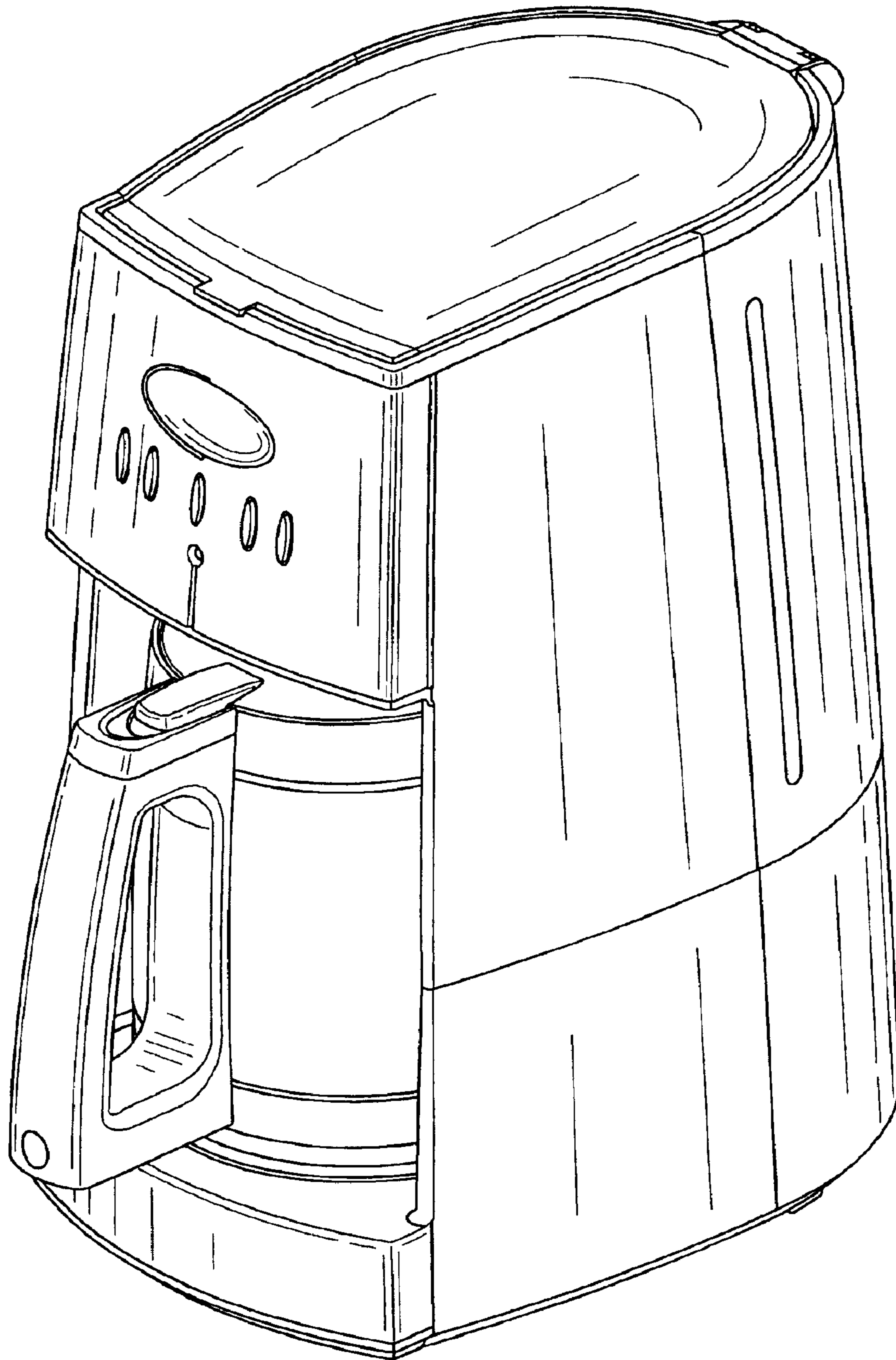


FIG. 1




FIG. 2

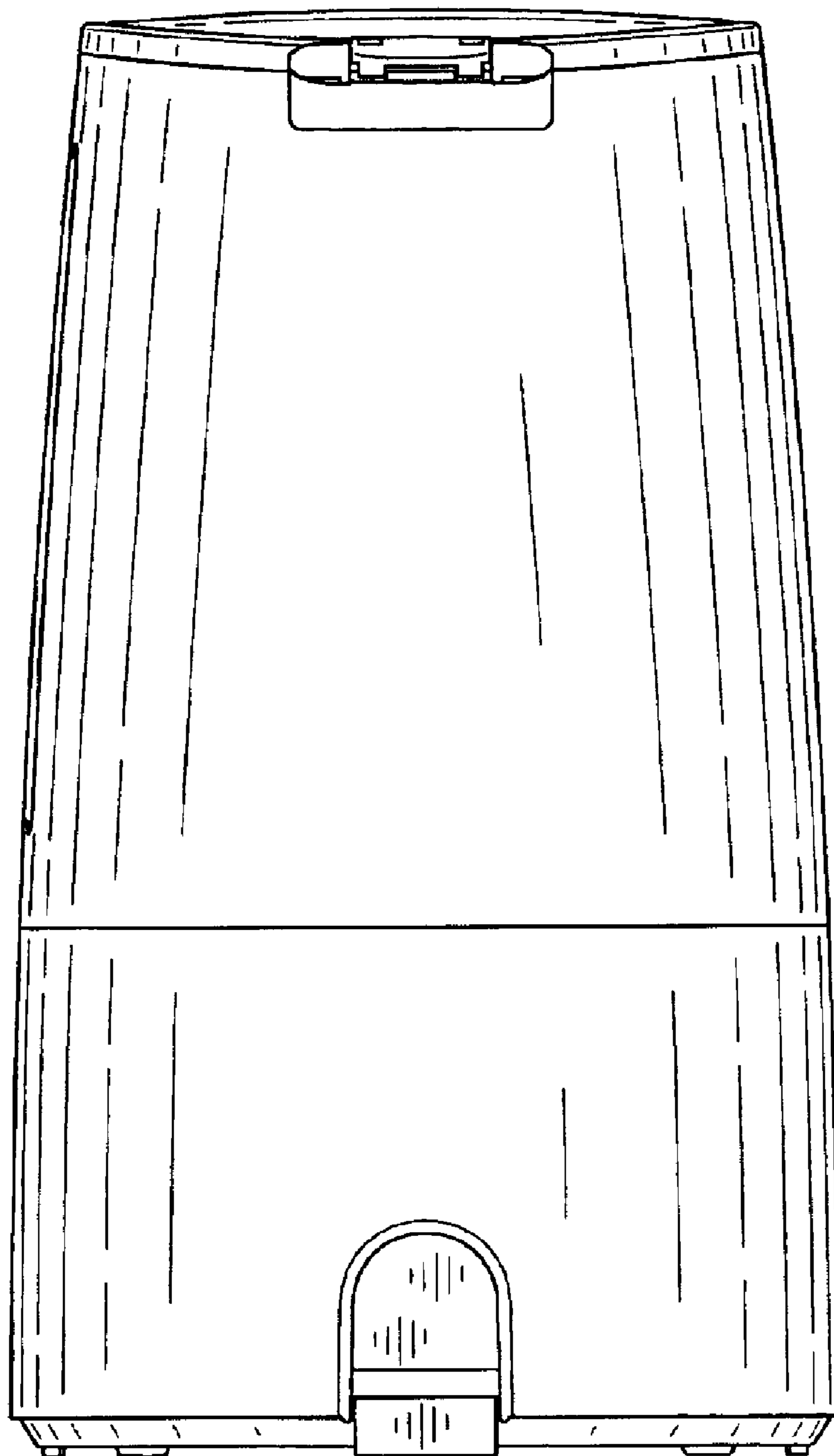


FIG. 3




FIG. 4

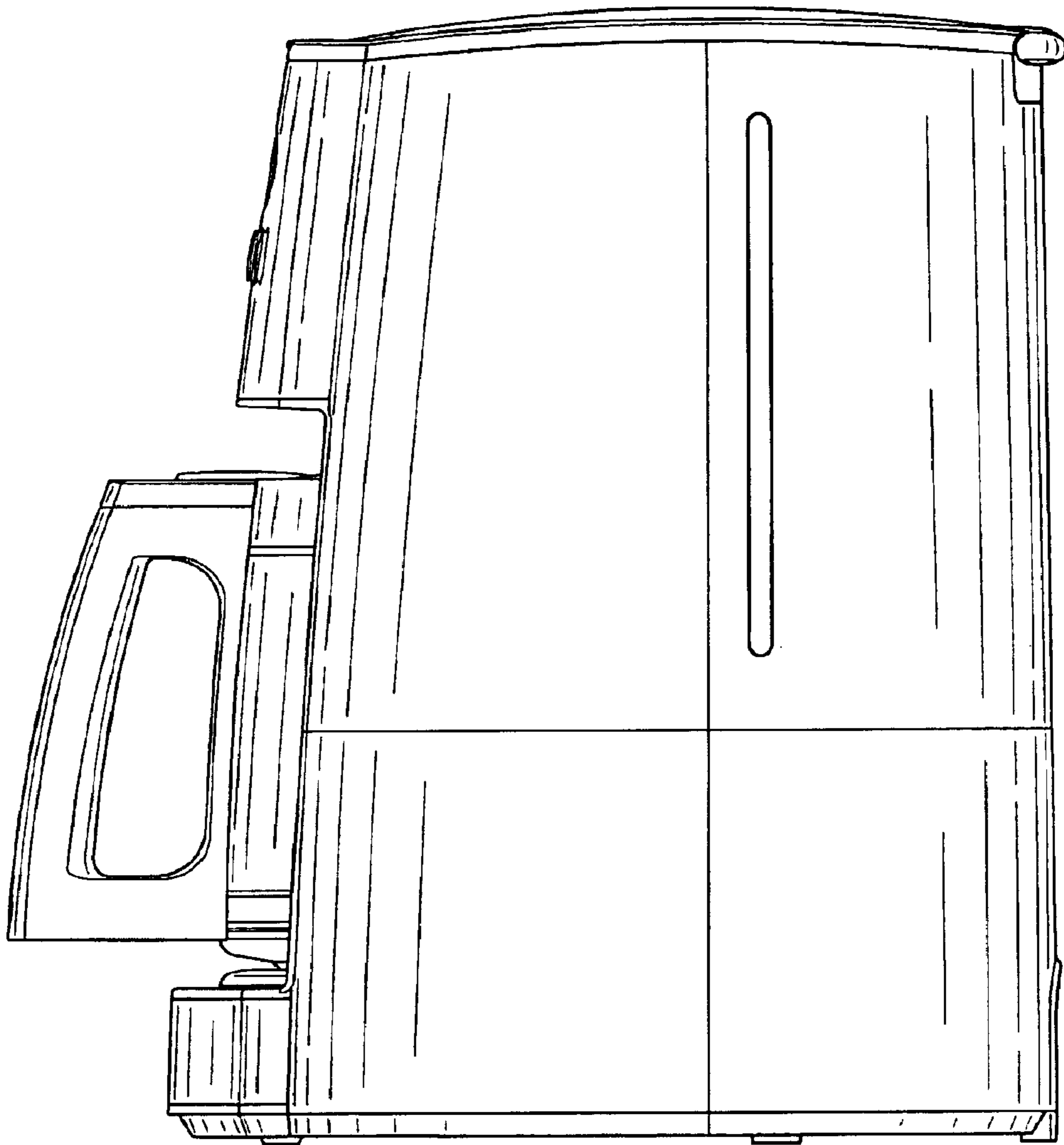


FIG. 5

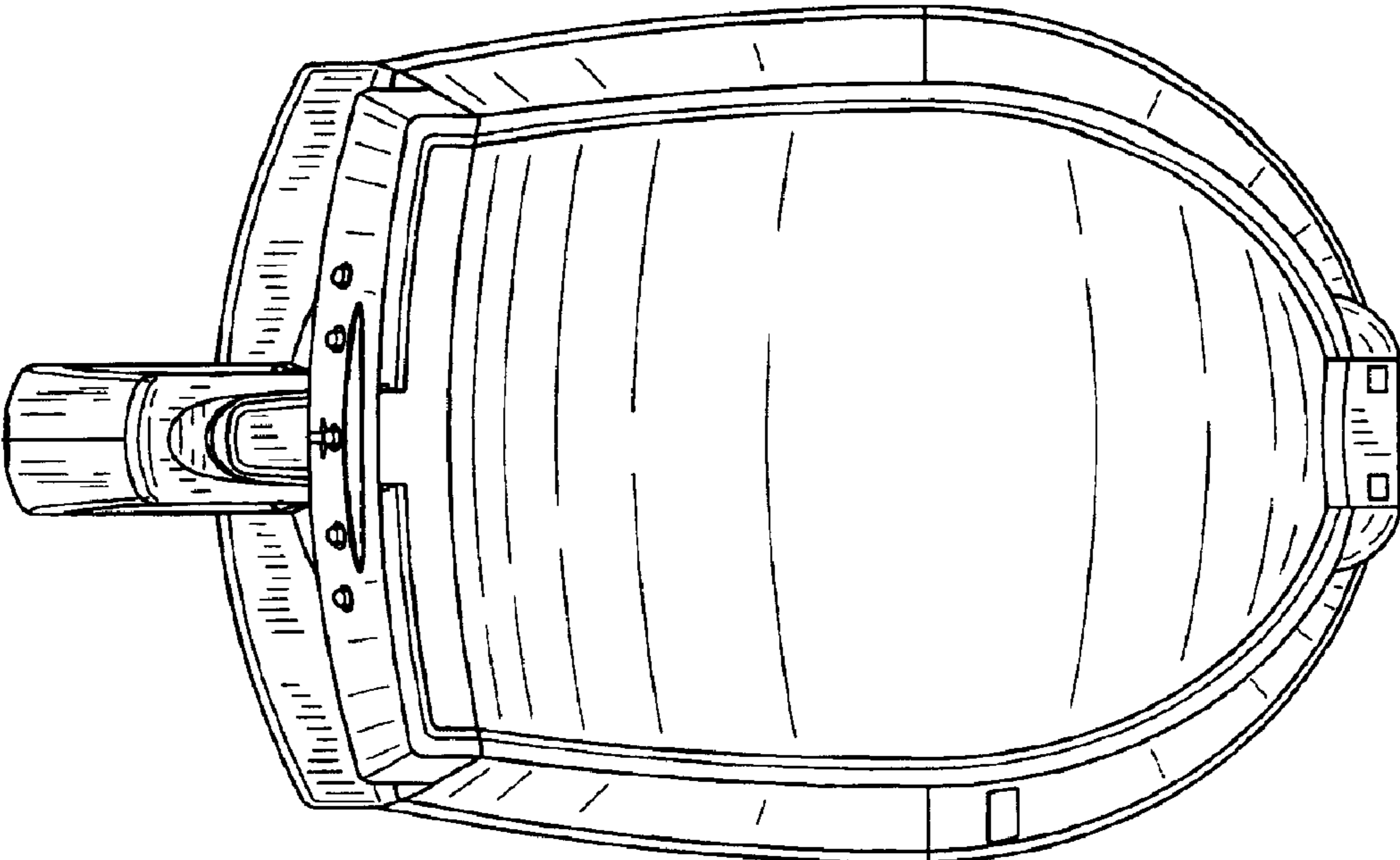


FIG. 6

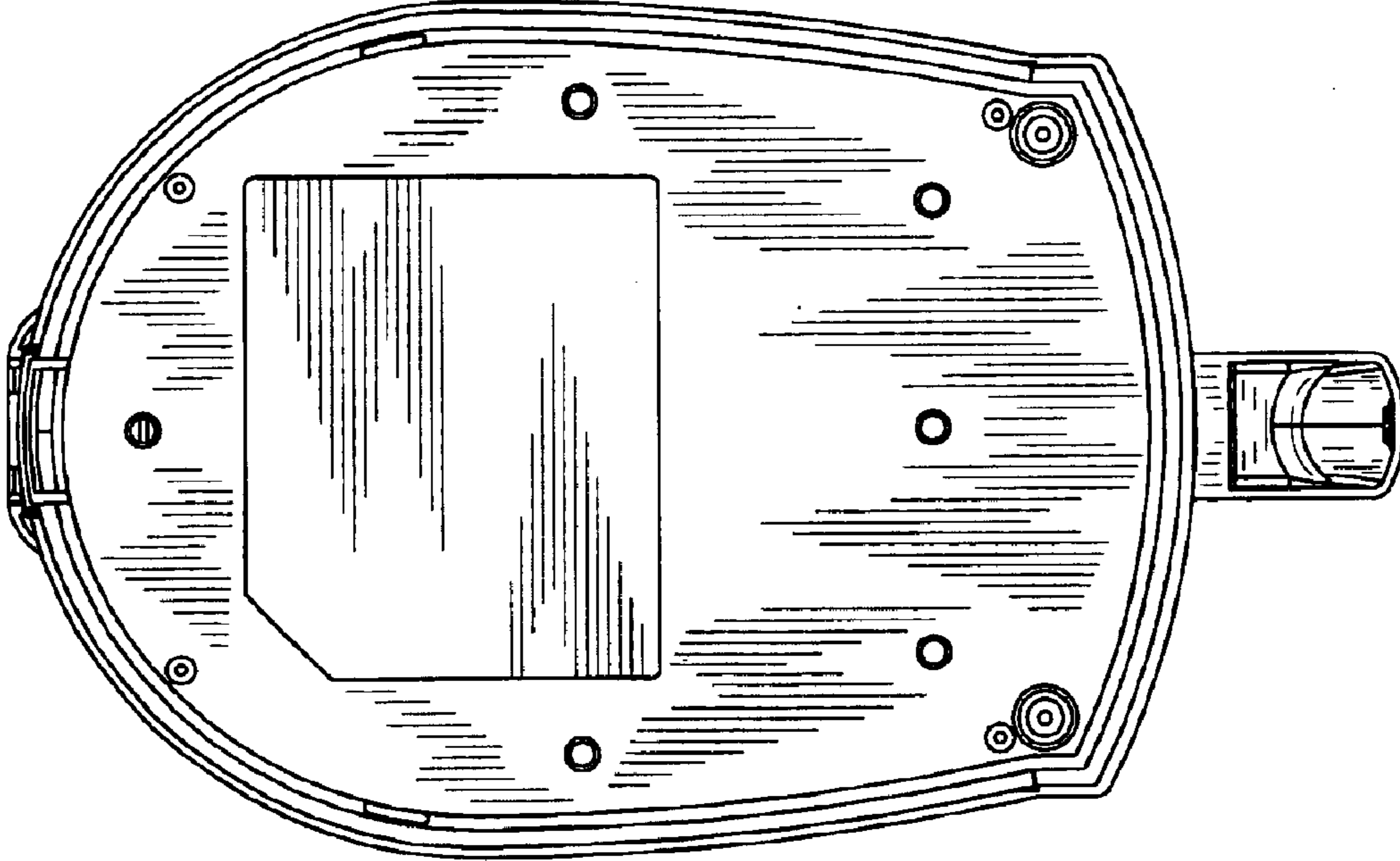


FIG. 7