



US00D514861S

(12) **United States Design Patent**
Mundy et al.

(10) **Patent No.: US D514,861 S**

(45) **Date of Patent: ** Feb. 14, 2006**

(54) **STORAGE WALLET FOR COMPACT DISCS
WITH EXTERNAL STORAGE CAPACITY**

D489,212 S 5/2004 Bergh D6/632
D502,802 S * 3/2005 Fair D3/218
2004/0065568 A1 * 4/2004 Kim 206/308.1

(75) Inventors: **Cache Mundy**, Boulder, CO (US); **Eric S. Hassett**, Golden, CO (US)

OTHER PUBLICATIONS

Case Logic Spring 2000 Catalog, pp. 6, 8 and 9.
Fellows, Home & Office Solutions Catalog, pp. 114 and 115.
Case It Brochure, 1998, Compact Disc Wallet, Album, and Organizer.

(73) Assignee: **Case Logic, Inc.**, Longmont, CO (US)

1999 cdProjects Catalog, pp. 4, 7 and 15.

(**) Term: **14 Years**

cdProjects 2000 Catalog, p. 8.

(21) Appl. No.: **29/208,629**

* cited by examiner

(22) Filed: **Jun. 30, 2004**

(51) **LOC (8) Cl. 03-01**

(52) **U.S. Cl. D6/632; D6/407; D6/629**

(58) **Field of Classification Search** D3/218,
D3/270, 298, 301; D6/407, 626-635; 206/18,
206/307.1, 308.1, 308.2, 308.3, 309, 310,
206/311, 312, 313, 445, 749; 312/9.1, 902,
312/9.9, 9.48, 9.55, 9.64, 9.47, 9.53, 328

See application file for complete search history.

Primary Examiner—Celia A. Murphy

(74) *Attorney, Agent, or Firm*—Sheridan Ross P.C.

(57) **CLAIM**

The ornamental design for a storage wallet for compact discs with external storage capacity, shown and described.

DESCRIPTION

(56) **References Cited**

U.S. PATENT DOCUMENTS

D189,809 S	*	2/1961	Cole et al.	D19/27
D303,042 S	*	8/1989	Mackey	D6/630
D352,604 S	*	11/1994	Johnson	D3/303
D362,159 S	*	9/1995	Singh	D6/629
D369,777 S	*	5/1996	Singh et al.	D12/417
D389,001 S	*	1/1998	Alves	D6/634
D401,406 S	*	11/1998	Alves et al.	D3/215
D403,915 S	*	1/1999	Temple et al.	D6/631
D407,432 S	*	3/1999	Tell	D19/26
D412,936 S	*	8/1999	Hodes	D19/26
D419,186 S	*	1/2000	Moor	D19/27
D424,105 S	*	5/2000	Platte, III	D19/27
D427,766 S	*	7/2000	Hillman	D3/218
D433,444 S	*	11/2000	Eskandry	D19/27
D437,172 S		2/2001	Hillman	D6/633
D459,887 S	*	7/2002	Johnson	D3/303
D460,255 S	*	7/2002	Hillman	D3/218
D460,261 S	*	7/2002	Fair	D3/301
D483,199 S	*	12/2003	Hassett	D6/407
D483,597 S	*	12/2003	Hassett	D6/629
6,672,452 B1	*	1/2004	Alves et al.	206/232
D486,030 S		2/2004	Bergh	D6/632

FIG. 1 is a front perspective view of a storage wallet for compact discs with external storage capacity, showing our new design; the broken lines showing discs, and a fastener-pull throughout the views representing portions of the design that form no part of the claim;

FIG. 2 is a top plan view of the invention illustrated in FIG. 1.

FIG. 3 is a front elevation view of the invention shown in FIG. 1;

FIG. 4 is a left elevation view of the invention illustrated in FIG. 1;

FIG. 5 is a rear elevation view of the invention illustrated in FIG. 1;

FIG. 6 is a left elevation view of the invention illustrated in FIG. 1;

FIG. 7 is a bottom plan view of the invention illustrated in FIG. 1; and,

FIG. 8 is a front perspective view thereof shown in an open position. The broken lines depicting interior leaves representing portions of the design that form no part of the claim.

1 Claim, 3 Drawing Sheets

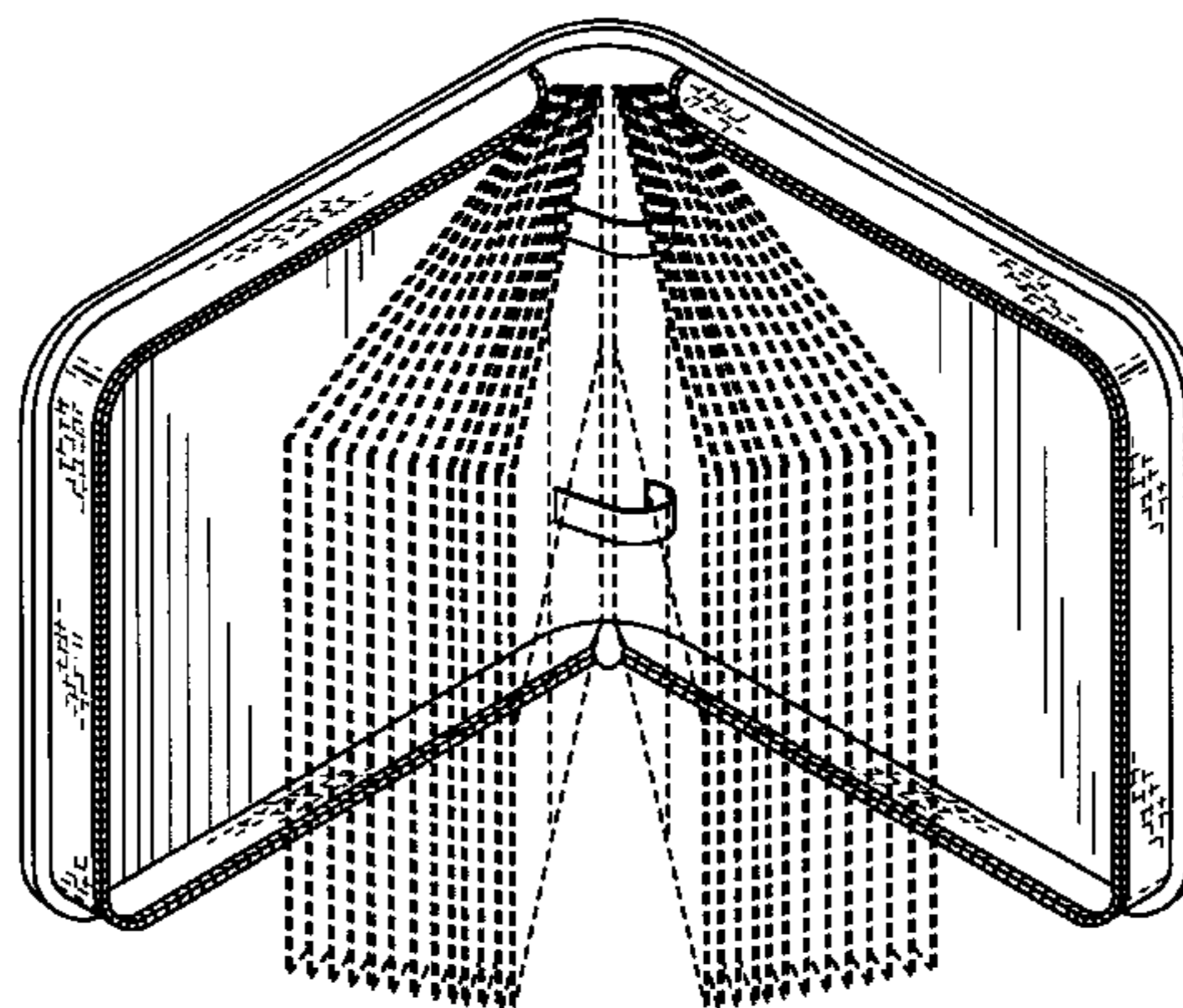
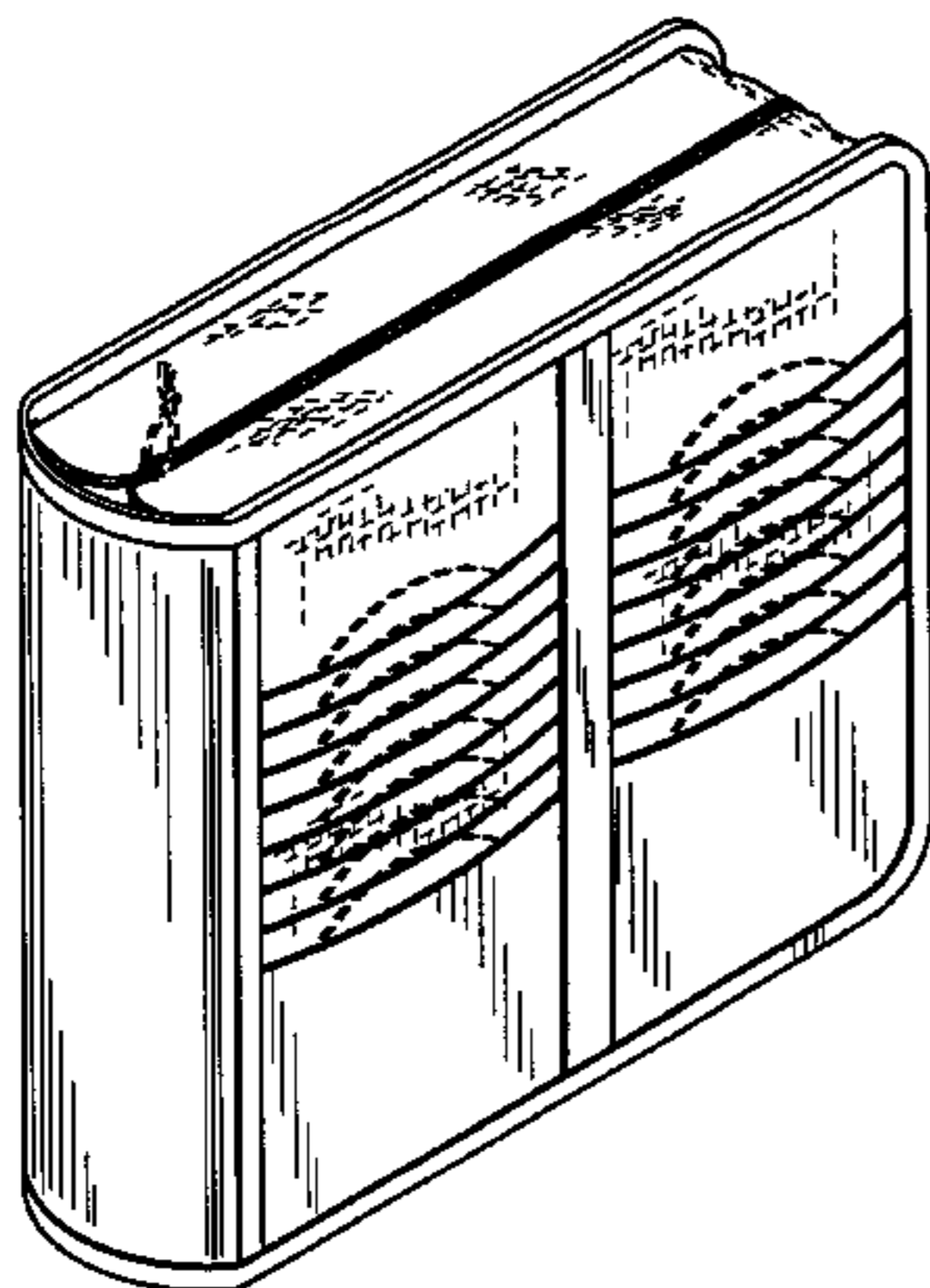


Fig. 1

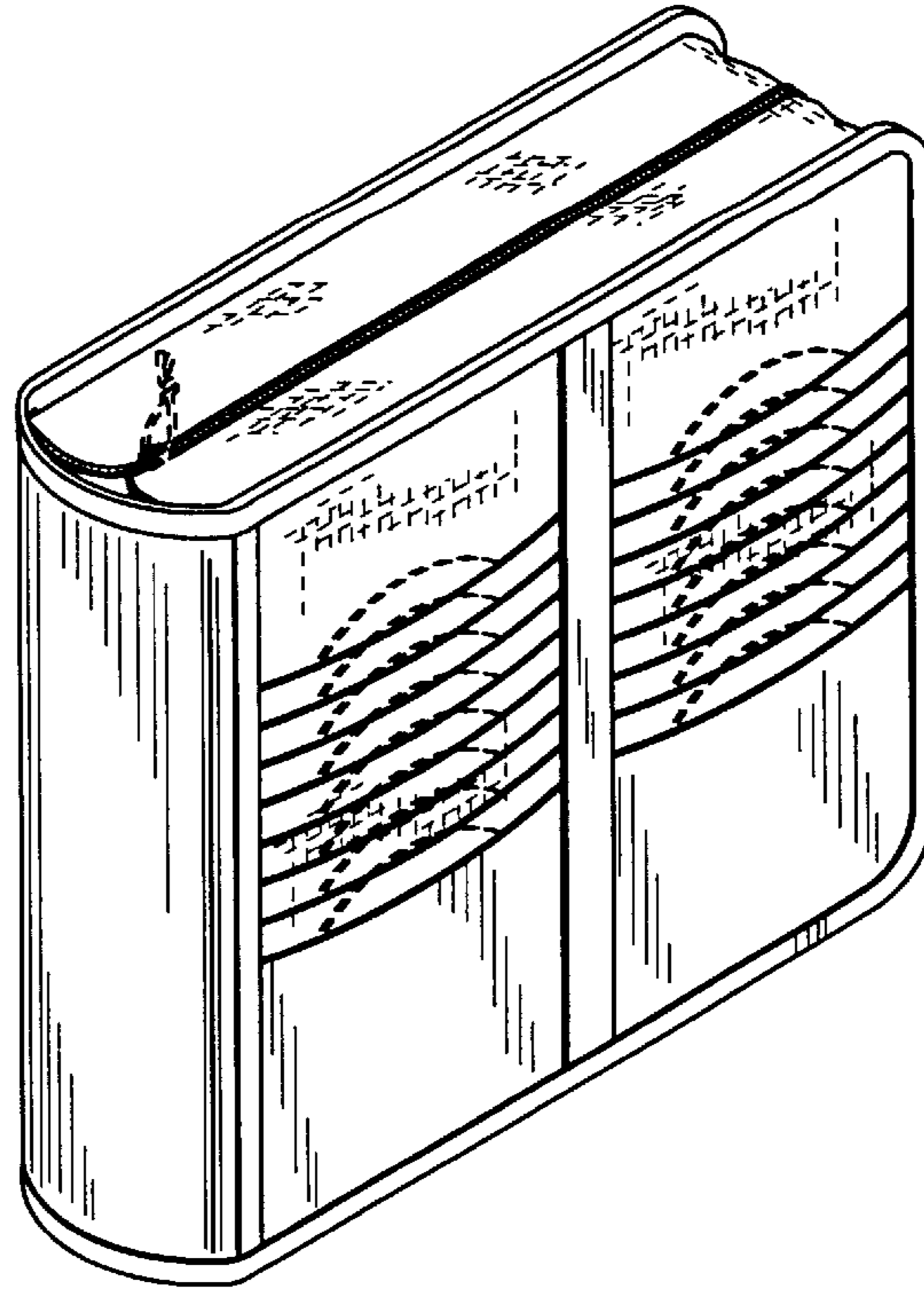


Fig. 2

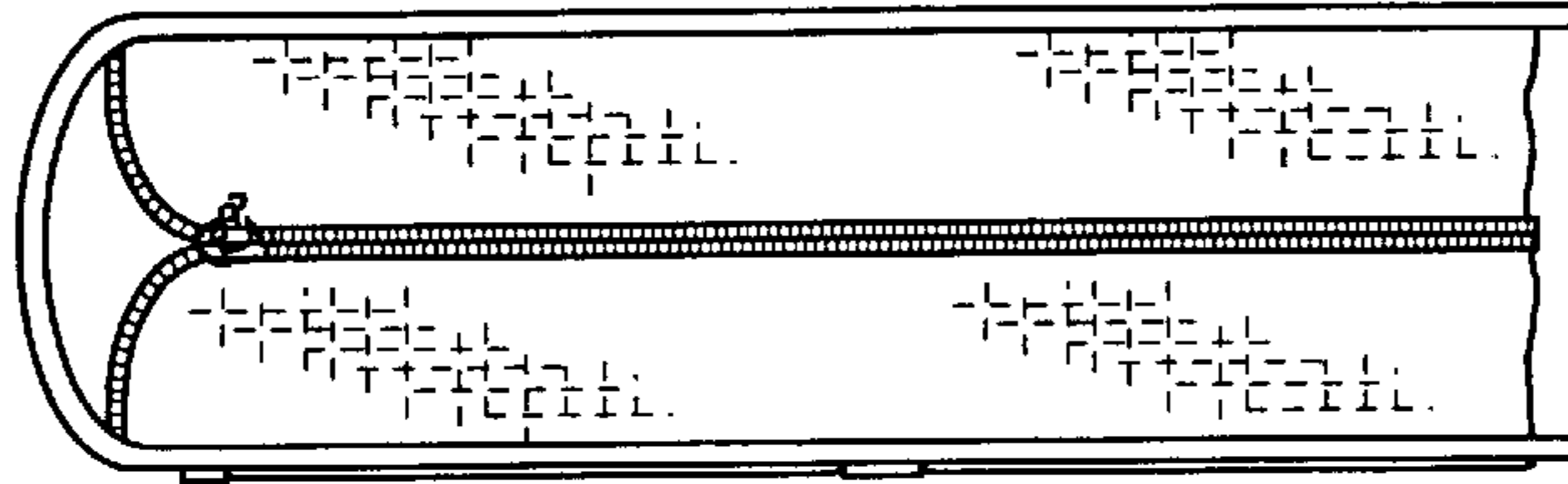


Fig. 3

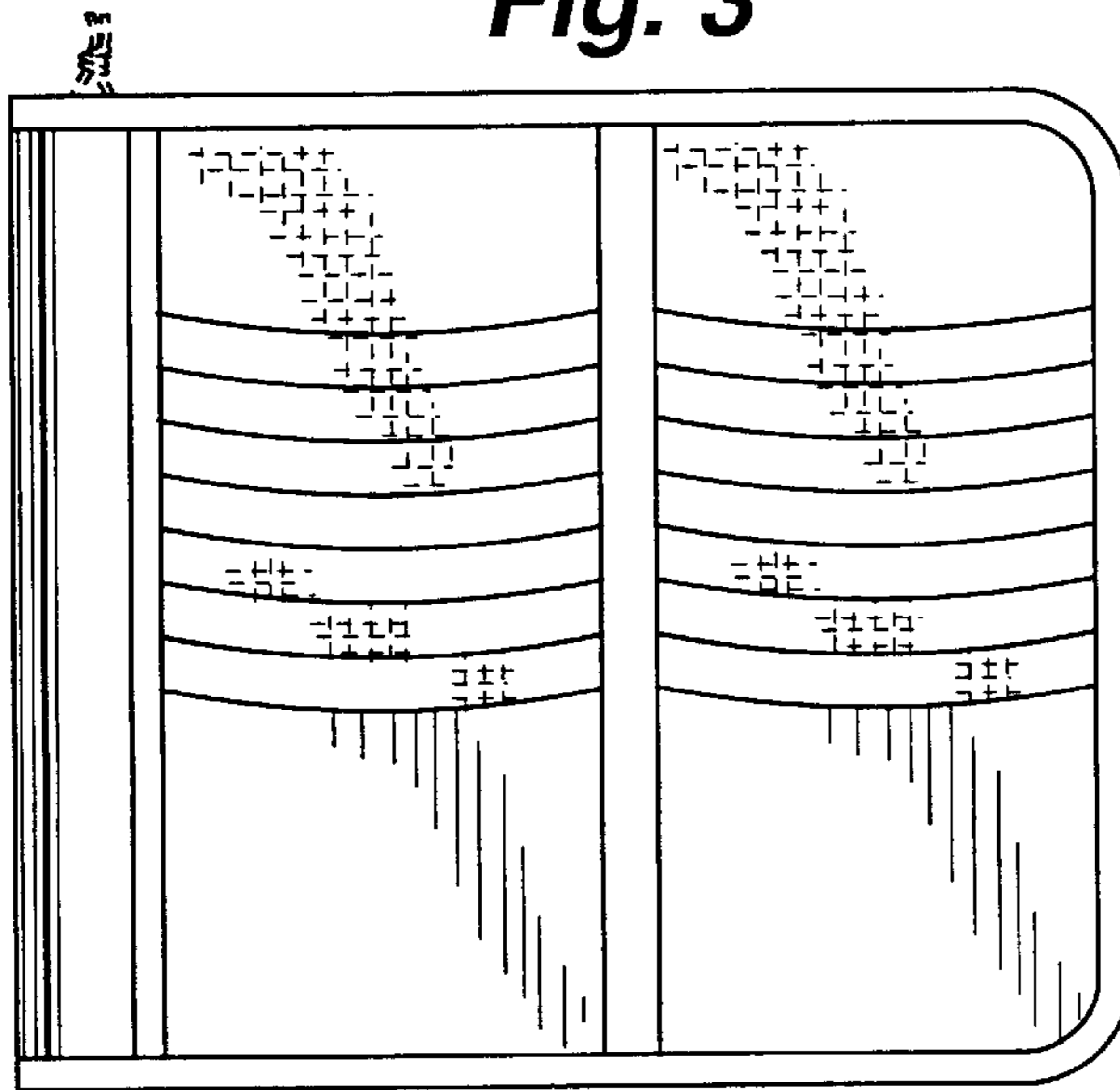


Fig. 4

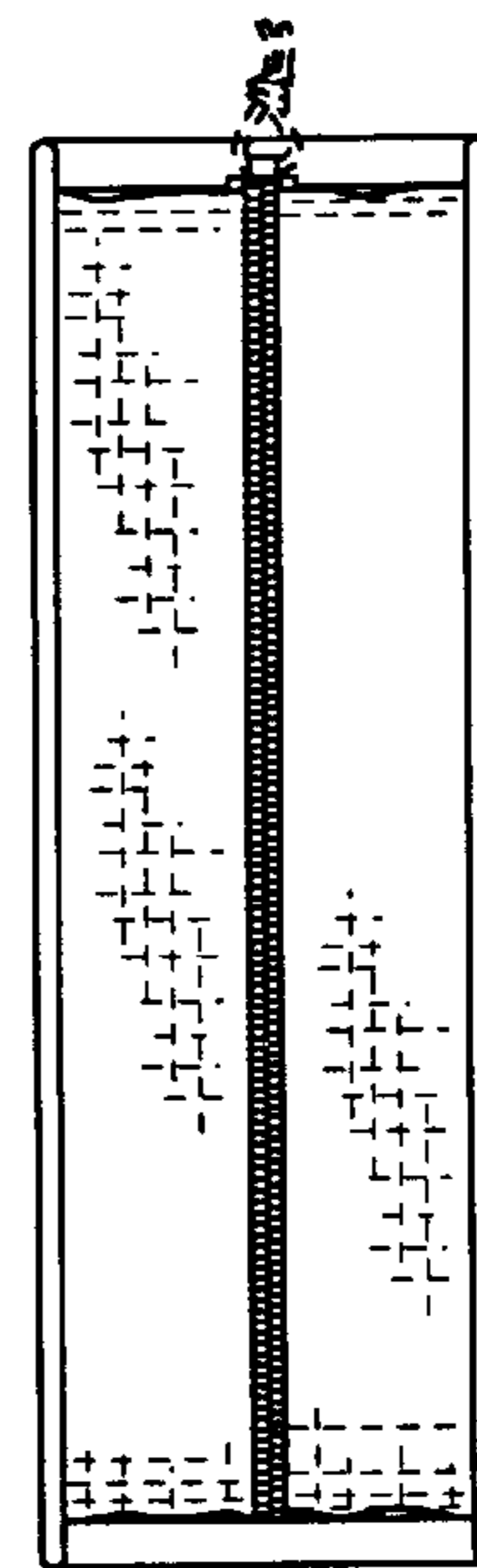


Fig. 5

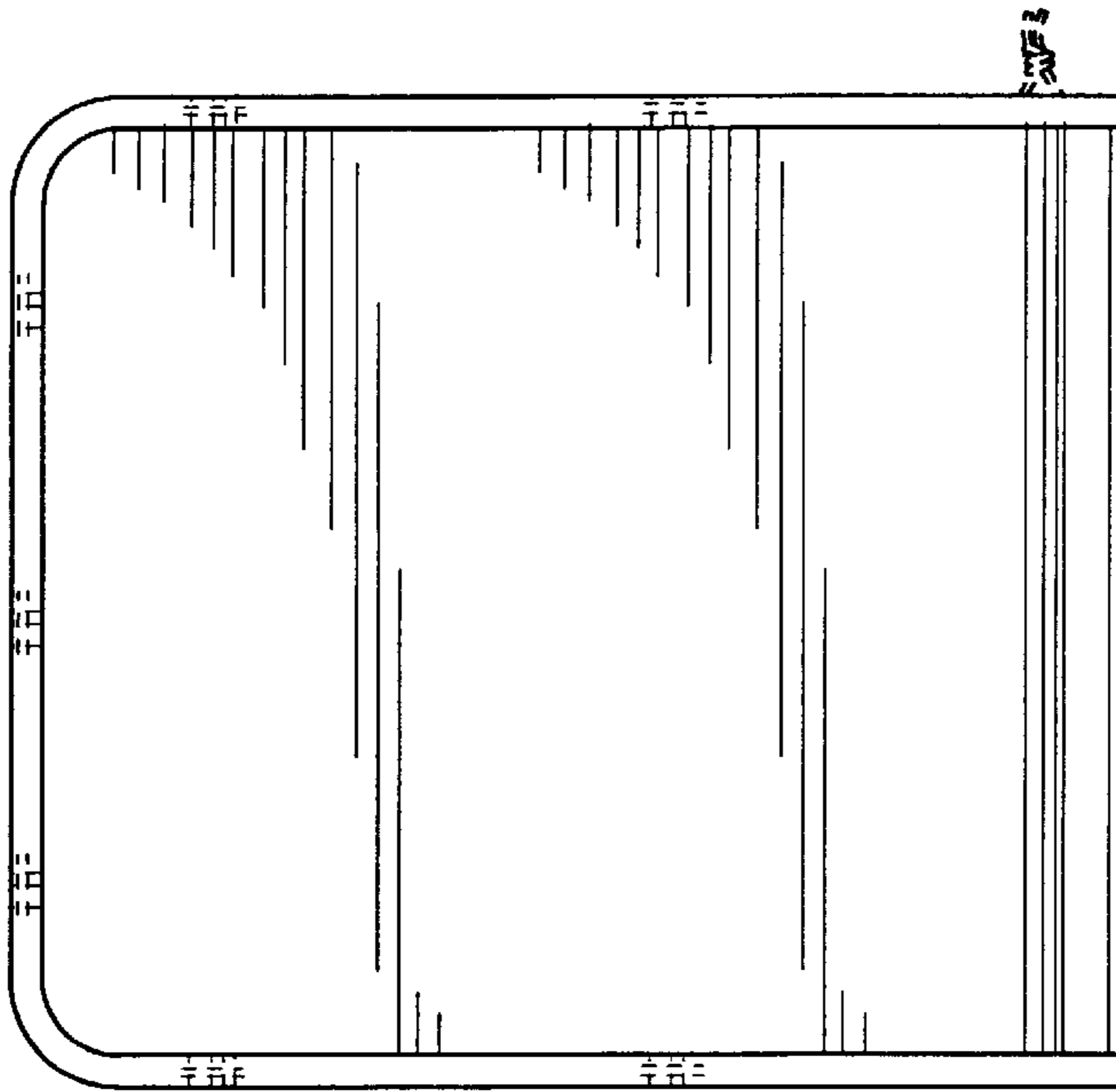


Fig. 6

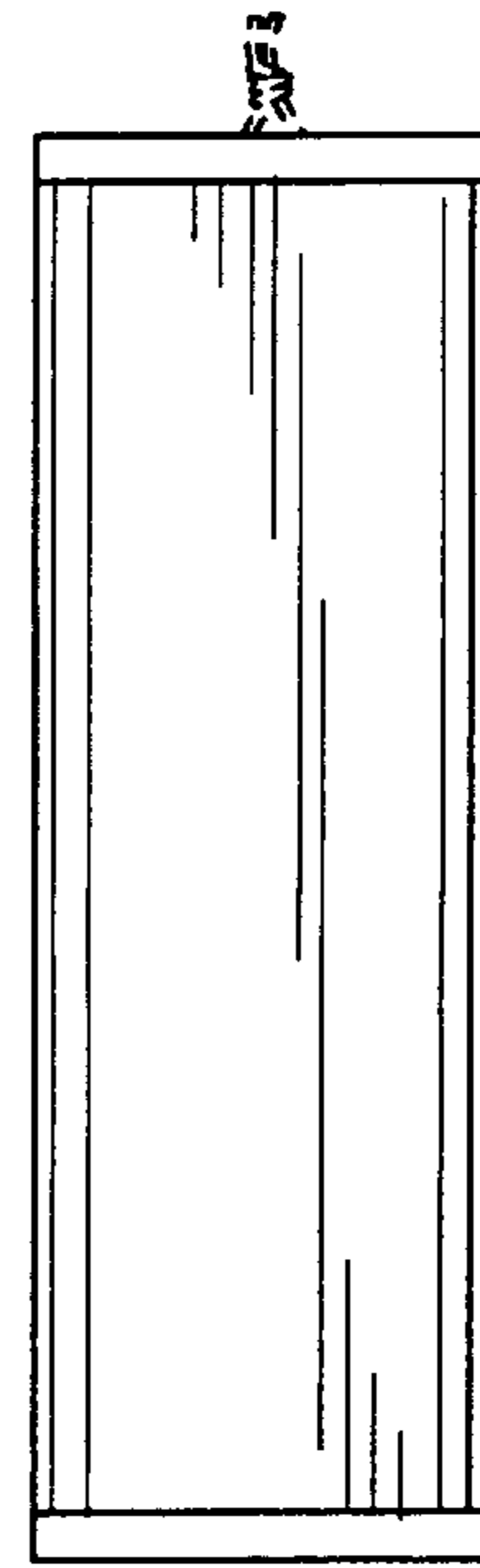


Fig. 7

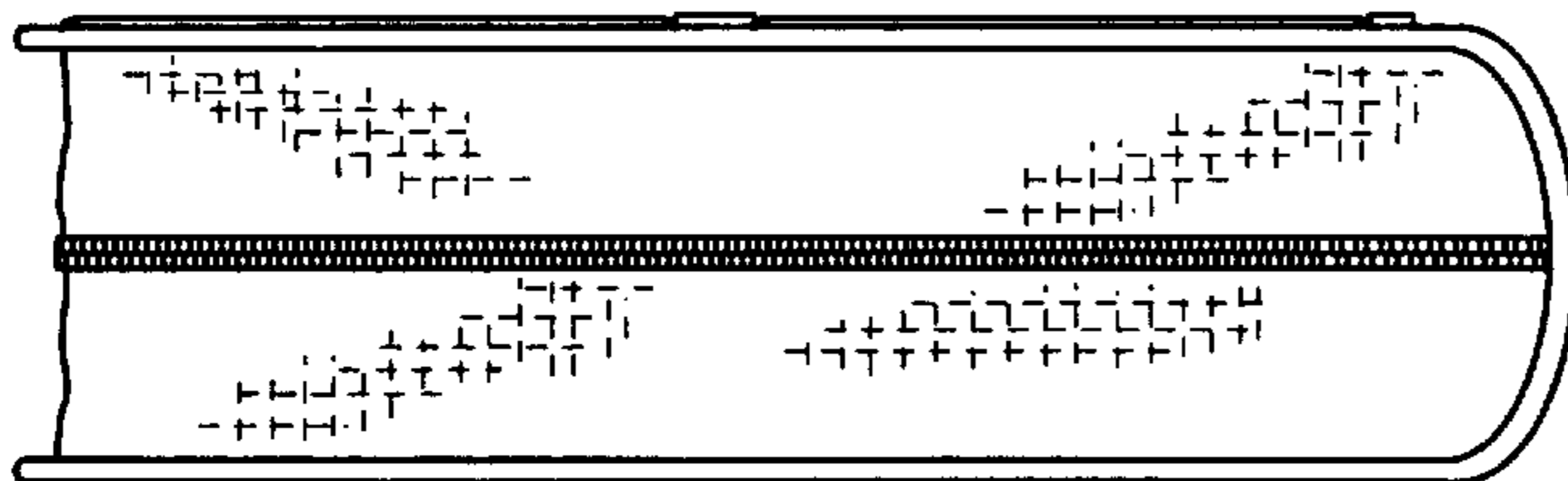


Fig. 8

