



US00D514859S

(12) **United States Design Patent** (10) **Patent No.:** **US D514,859 S**
Herhold et al. (45) **Date of Patent:** **** Feb. 14, 2006**

(54) **PEARLESCENT HONEYCOMB BLIND**

2004/0076788 A1 4/2004 Steinhardt et al. 428/57

(75) Inventors: **Karen S. Herhold**, Longmont, CO (US); **Leo Warner**, Longmont, CO (US)

* cited by examiner

Primary Examiner—Holly H. Baynham
(74) *Attorney, Agent, or Firm*—Dorsey & Whitney LLP

(73) Assignee: **Hunter Douglas Inc.**, Upper Saddle River, NJ (US)

(57) **CLAIM**

(**) Term: **14 Years**

We claim the ornamental design for a pearlescent honeycomb blind, as shown and described.

(21) Appl. No.: **29/178,124**

DESCRIPTION

(22) Filed: **Mar. 21, 2003**

(Under 37 CFR 1.47)

FIG. 1 is a perspective view of a portion of a pearlescent honeycomb blind according to the present invention; FIG. 2 is a front view of the pearlescent honeycomb blind of FIG. 1;

(51) **LOC (8) Cl.** **06-10**

(52) **U.S. Cl.** **D6/575**

(58) **Field of Classification Search** D6/575;
160/84.01, 84.04, 84.05, 89

See application file for complete search history.

FIG. 3 is a rear view of the pearlescent honeycomb blind of FIG. 1;

FIG. 4 is a right view of the pearlescent honeycomb blind of FIG. 1, the left view being a mirror image thereof;

FIG. 5 is a top view of the pearlescent honeycomb blind of FIG. 1; and,

FIG. 6 is a bottom view of the pearlescent honeycomb blind of FIG. 1.

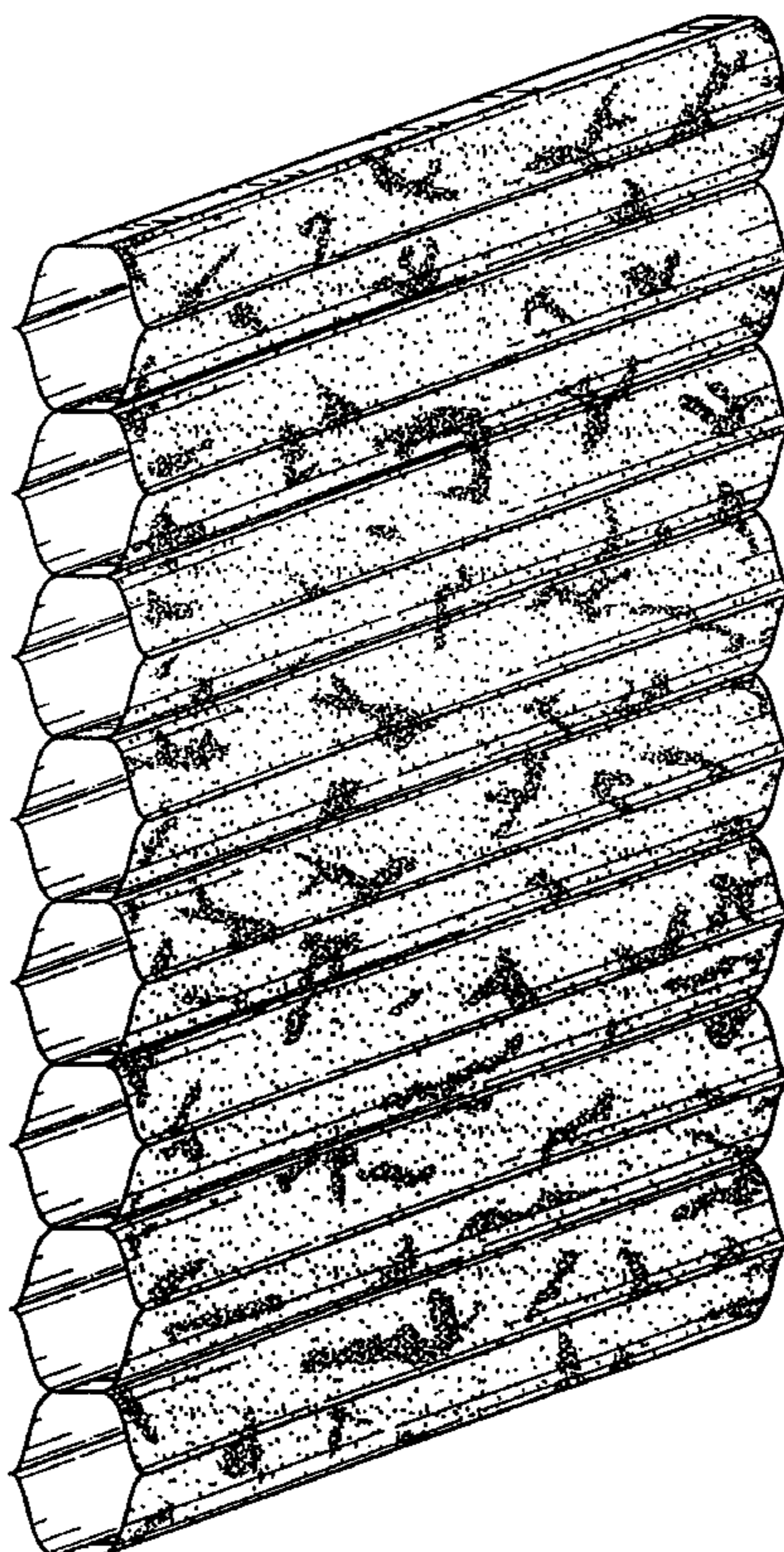
(56) **References Cited**

U.S. PATENT DOCUMENTS

4,126,727	A	11/1978	Kaminski	428/172
4,763,985	A	8/1988	Bingham	350/105
5,118,532	A	6/1992	Batson et al.	427/278
6,095,222	A *	8/2000	Voss	160/84.05
6,412,537	B1 *	7/2002	Voss et al.	160/84.05
6,568,453	B2 *	5/2003	Zorbas	160/84.05
6,622,769	B2 *	9/2003	Judkins	160/84.05

The stippling shown in the figures indicates areas of lighter or darker patterning, and is generally provided as an example of a possible pearlescent pattern. The pearlescence of each blind may differ slightly, due to manufacturing variances.

1 Claim, 4 Drawing Sheets



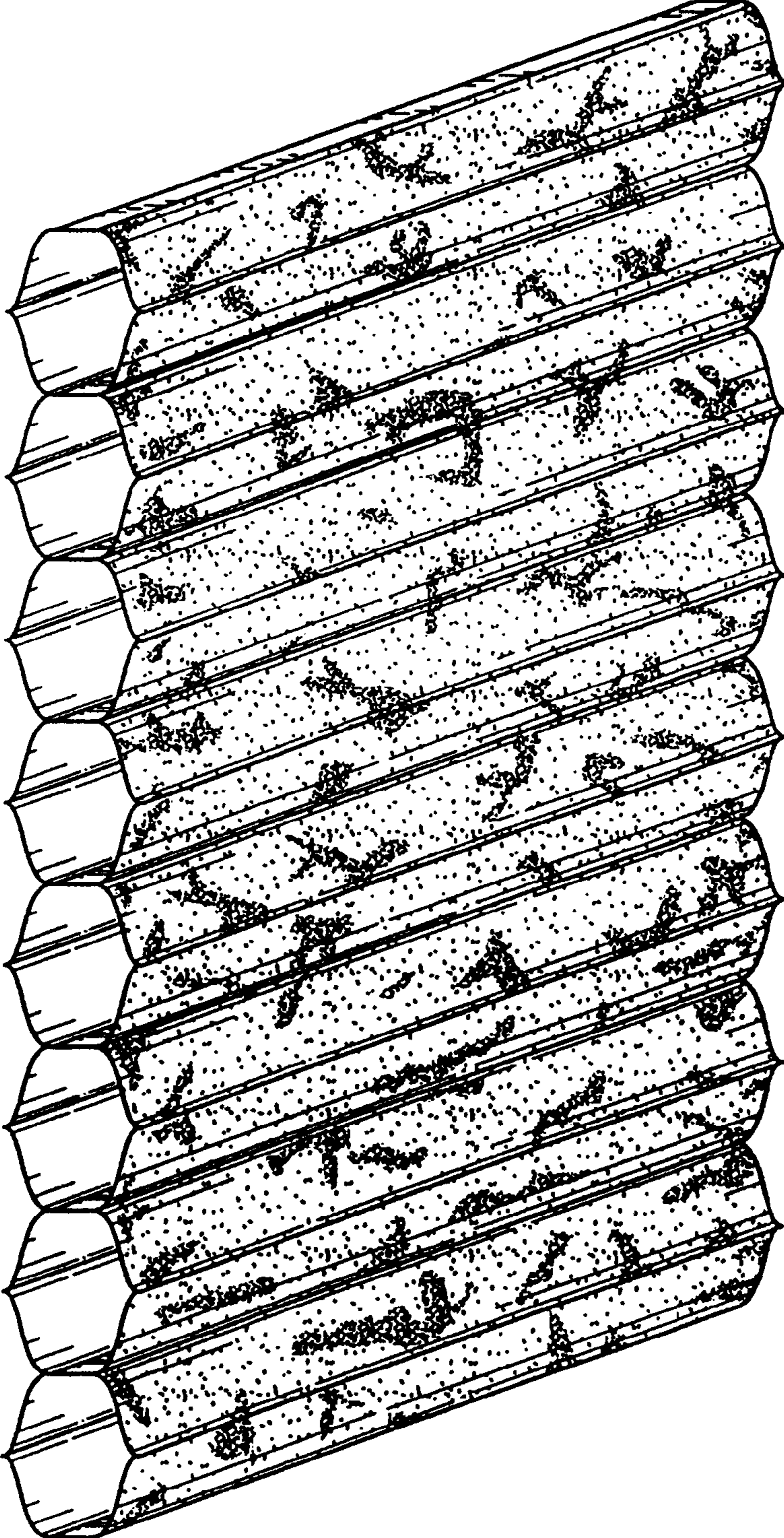


FIG. 1




FIG. 2




FIG. 3

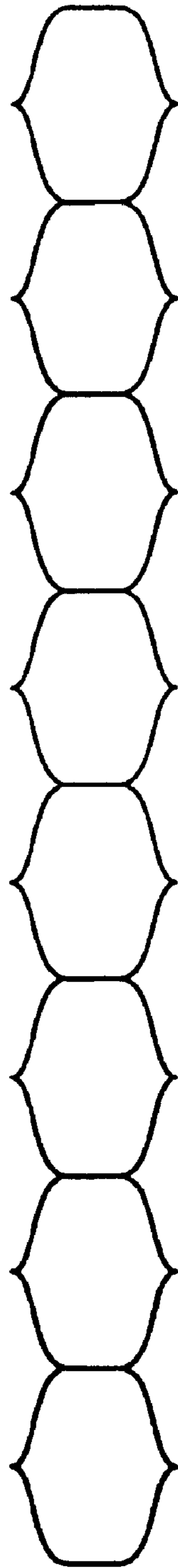


FIG.4




FIG. 5




FIG. 6