



US00D514856S

(12) **United States Design Patent**  
**Ferrer Beltran**

(10) **Patent No.: US D514,856 S**  
(45) **Date of Patent: \*\* Feb. 14, 2006**

(54) **ROLLHOLDER FOR BATHROOM**

(75) **Inventor: Jose M. Ferrer Beltran, Valencia (ES)**

(73) **Assignee: Ibergesfer, S.L. (ES)**

(\*\*) **Term: 14 Years**

(21) **Appl. No.: 29/185,334**

(22) **Filed: Jun. 26, 2003**

(30) **Foreign Application Priority Data**

Feb. 20, 2003 (ES) ..... 156282

(51) **LOC (8) Cl. .... 23-02**

(52) **U.S. Cl. .... D6/523**

(58) **Field of Classification Search** ..... D6/546-550,  
D6/518-519, 522-524; D8/300, 303, 315-321,  
D8/354, 363, 373, 380; 108/28-29; 211/13.1,  
211/16, 60.1, 86.01, 87.01, 88.01, 88.04,  
211/100, 105.1-105.2, 123, 126.1, 133.6,  
211/134, 181.1, 182; 248/175, 176.1, 200,  
248/251, 302, 309.1; 16/110.1, 412, 415;  
242/570, 590, 595-598; 206/389, 557

See application file for complete search history.

(56) **References Cited**

**U.S. PATENT DOCUMENTS**

D361,006 S \* 8/1995 Sharpe ..... D6/524

D362,361 S \* 9/1995 Lehn et al. .... D6/523  
D392,139 S \* 3/1998 Wu ..... D6/549  
D436,477 S \* 1/2001 Ming-Hsiao ..... D6/523  
D452,100 S \* 12/2001 Gilbert ..... D6/549  
D455,592 S \* 4/2002 Ou-Young ..... D6/549  
D466,735 S \* 12/2002 Moore ..... D6/523  
D472,417 S \* 4/2003 Hunt ..... D6/549  
D478,439 S \* 8/2003 Hoernig ..... D6/523  
D478,441 S \* 8/2003 Marks et al. .... D6/523  
D483,585 S \* 12/2003 Chen ..... D6/524  
D503,061 S \* 3/2005 Fuchs ..... D6/549

\* cited by examiner

*Primary Examiner*—Brian N Vinson

(74) *Attorney, Agent, or Firm*—Lackenbach Siegel, LLP

(57) **CLAIM**

The ornamental design for the rollholder for bathroom, as shown and described.

**DESCRIPTION**

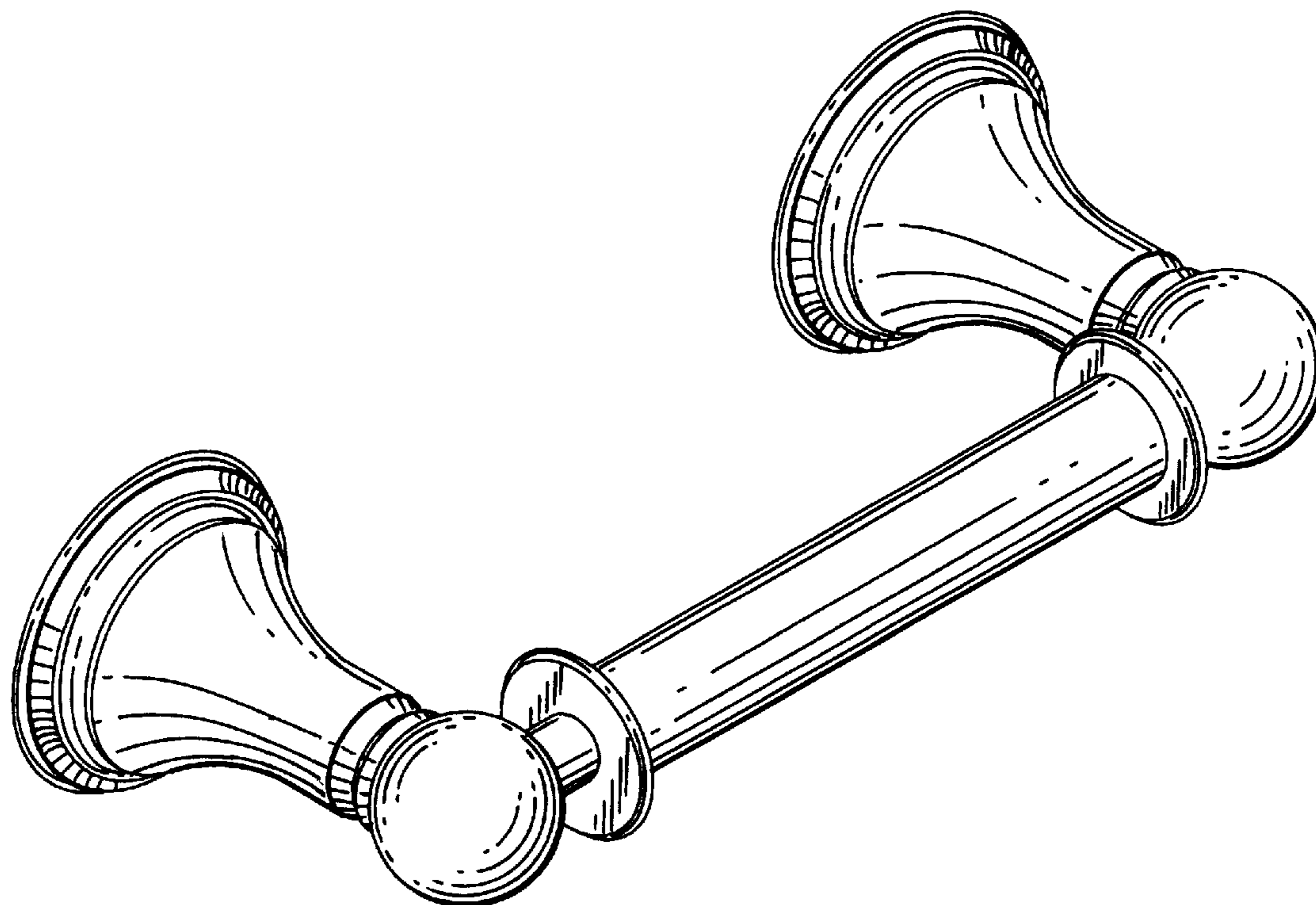
FIG. 1 is a right or left side elevational view of the rollholder;

FIG. 2 is a front elevational view of the rollholder of FIG. 1;

FIG. 3 is a top or bottom view of the rollholder of FIG. 1; and,

FIG. 4 is a front perspective exploded view of the rollholder of FIG. 1.

**1 Claim, 2 Drawing Sheets**






FIG. 1

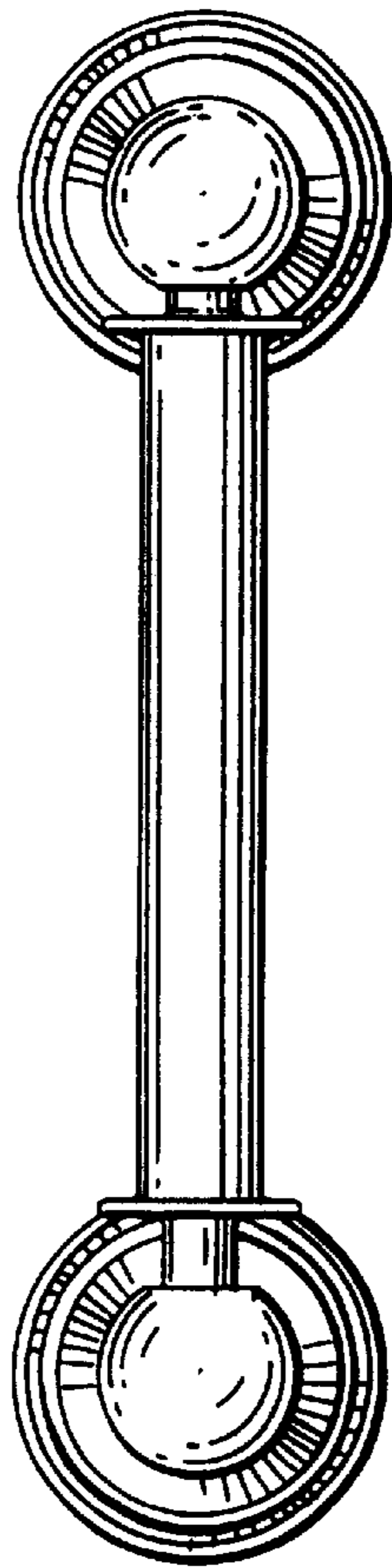


FIG. 2

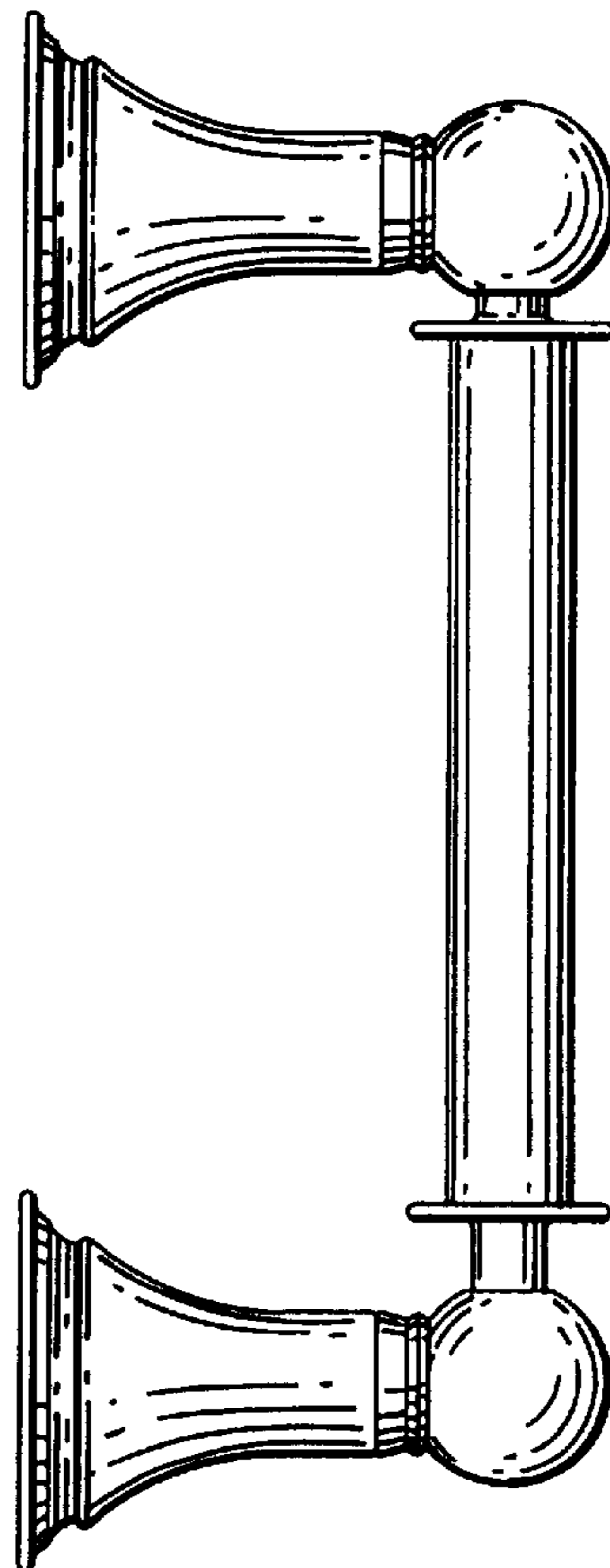


FIG. 3

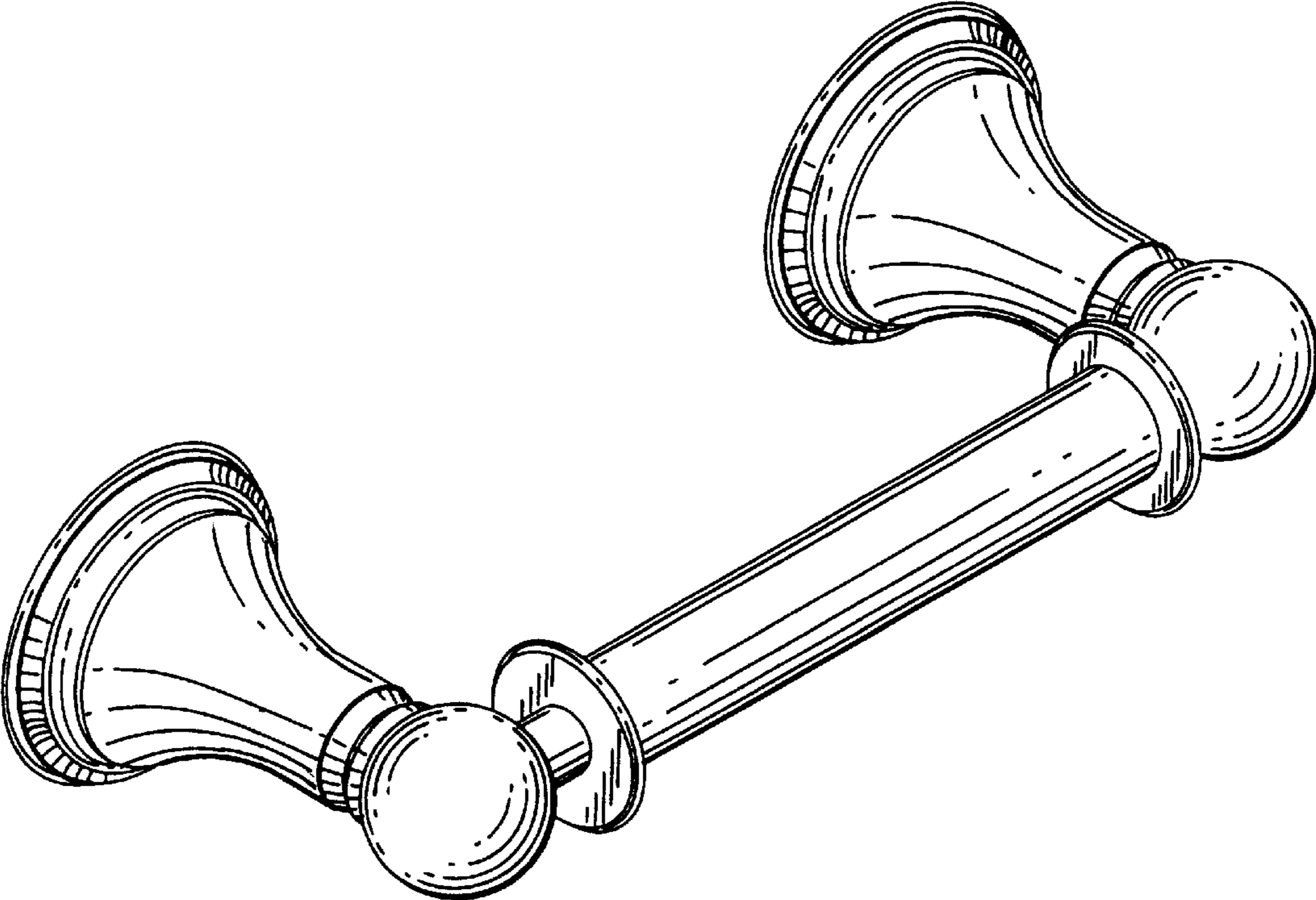


FIG.4