



US00D514855S

(12) **United States Design Patent**
DeBoth

(10) **Patent No.:** **US D514,855 S**

(45) **Date of Patent:** **** Feb. 14, 2006**

(54) **TABLE TOP**

(76) **Inventor:** **James R. DeBoth**, 275 N. Ridgeland Ave., Elmhurst, IL (US) 60126

(**) **Term:** **14 Years**

(21) **Appl. No.:** **29/227,192**

(22) **Filed:** **Apr. 7, 2005**

Related U.S. Application Data

(62) Division of application No. 29/193,272, filed on Nov. 6, 2003, now Pat. No. Des. 507,916.

(51) **LOC (8) Cl.** **06-06**

(52) **U.S. Cl.** **D6/511; D6/482**

(58) **Field of Classification Search** D6/480-489, D6/495-499, 511, 429-431; 108/150, 153.1, 108/155, 156, 157.1, 161; 248/188, 188.1, 248/188.8

See application file for complete search history.

(56) **References Cited**

U.S. PATENT DOCUMENTS

D175,651 S	9/1955	Schwartz	D33/14
D245,465 S	* 8/1977	Hindle	D6/337
D290,203 S	* 6/1987	Berry, Jr.	D6/479
5,673,631 A	10/1997	Guns et al.	108/64
5,676,068 A	10/1997	Kallander	108/64
D444,968 S	7/2001	Brown et al.	D6/482

* cited by examiner

Primary Examiner—Janice E. Seeger

(74) *Attorney, Agent, or Firm*—Keith B. Willhelm

(57) **CLAIM**

I claim the ornamental design for table top, as shown and described.

DESCRIPTION

FIG. 1 is a front perspective view of a preferred embodiment of the novel design for table top, wherein table legs, which form no part of the subject invention, are shown in broken lines to illustrate the environment related to the claimed design;

FIG. 2 is a top view of the preferred embodiment of FIG. 1, wherein table legs, which form no part of the subject invention, are shown in broken lines to illustrate the environment related to the claimed design;

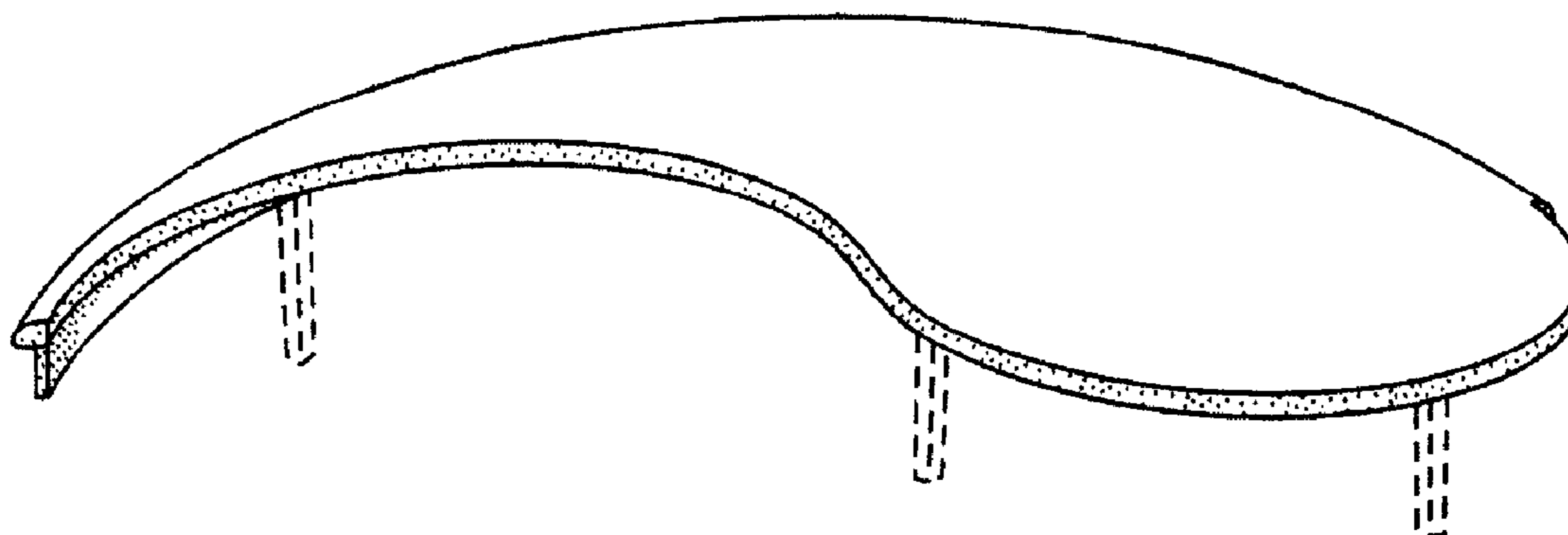
FIG. 3 is a front elevation view of said preferred embodiment, wherein table legs which form no part of the subject invention, are shown in broken lines to illustrate the environment related to the claimed design;

FIG. 4 is a rear elevation view of said preferred embodiment, wherein table legs, which form no part of the subject invention, are shown in broken lines to illustrate the environment related to the claimed design;

FIG. 5 is right-side elevation view of said preferred embodiment, wherein table legs, which form no part of the subject invention, are shown in broken lines to illustrate the environment related to the claimed design; and,

FIG. 6 is a left-side elevation view of said preferred embodiment, wherein table legs, which form no part of the subject invention, are shown in broken lines to illustrate the environment related to the claimed design.

1 Claim, 2 Drawing Sheets



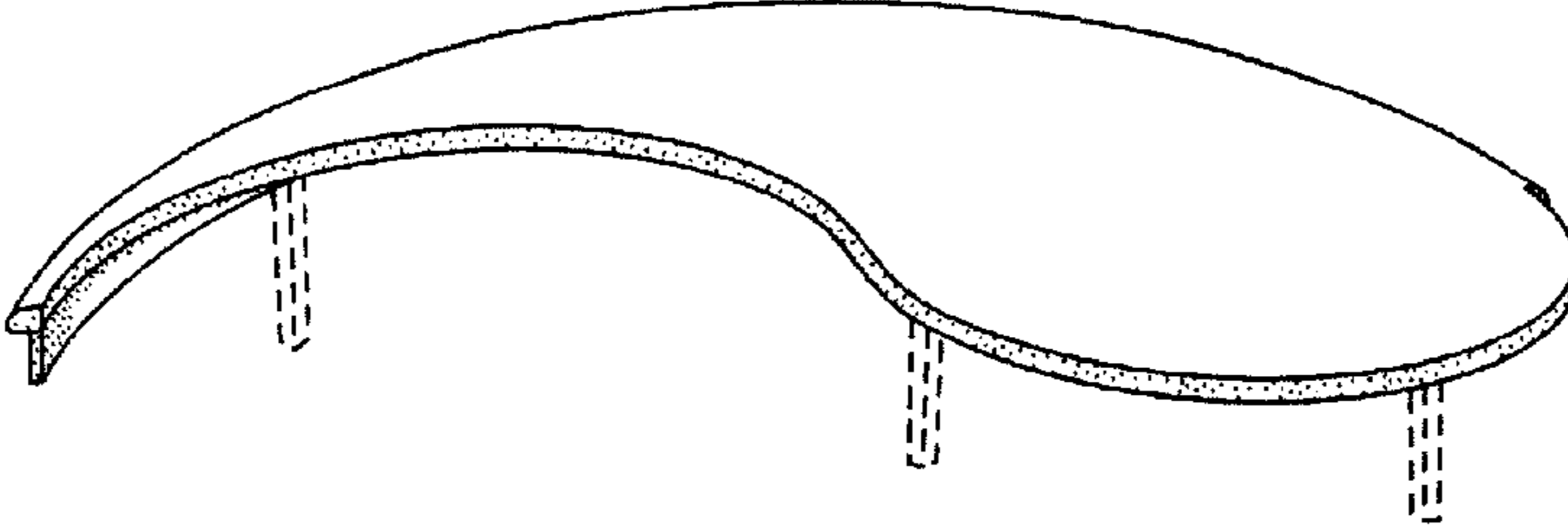


FIG. 1

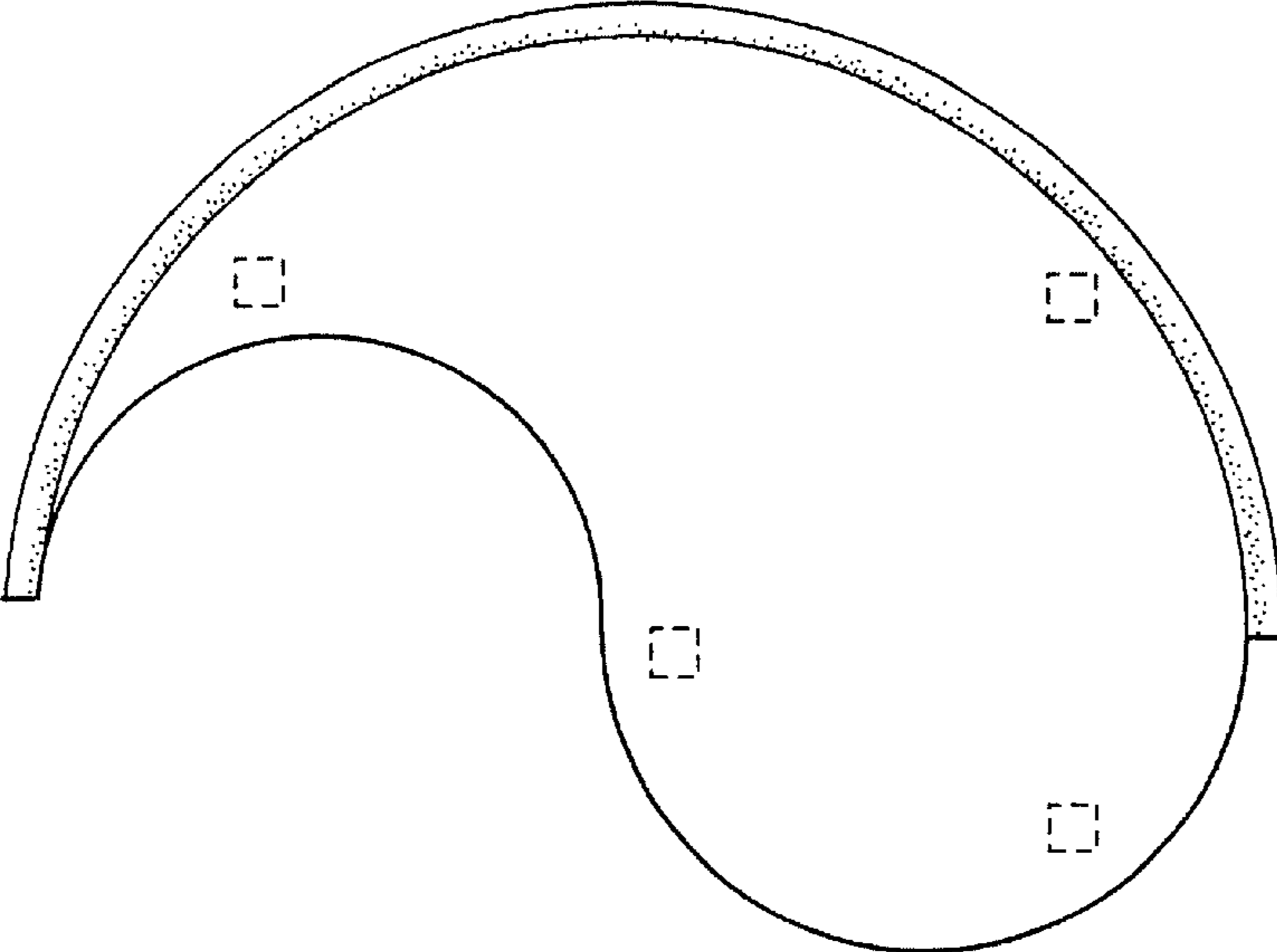


FIG. 2




FIG. 3

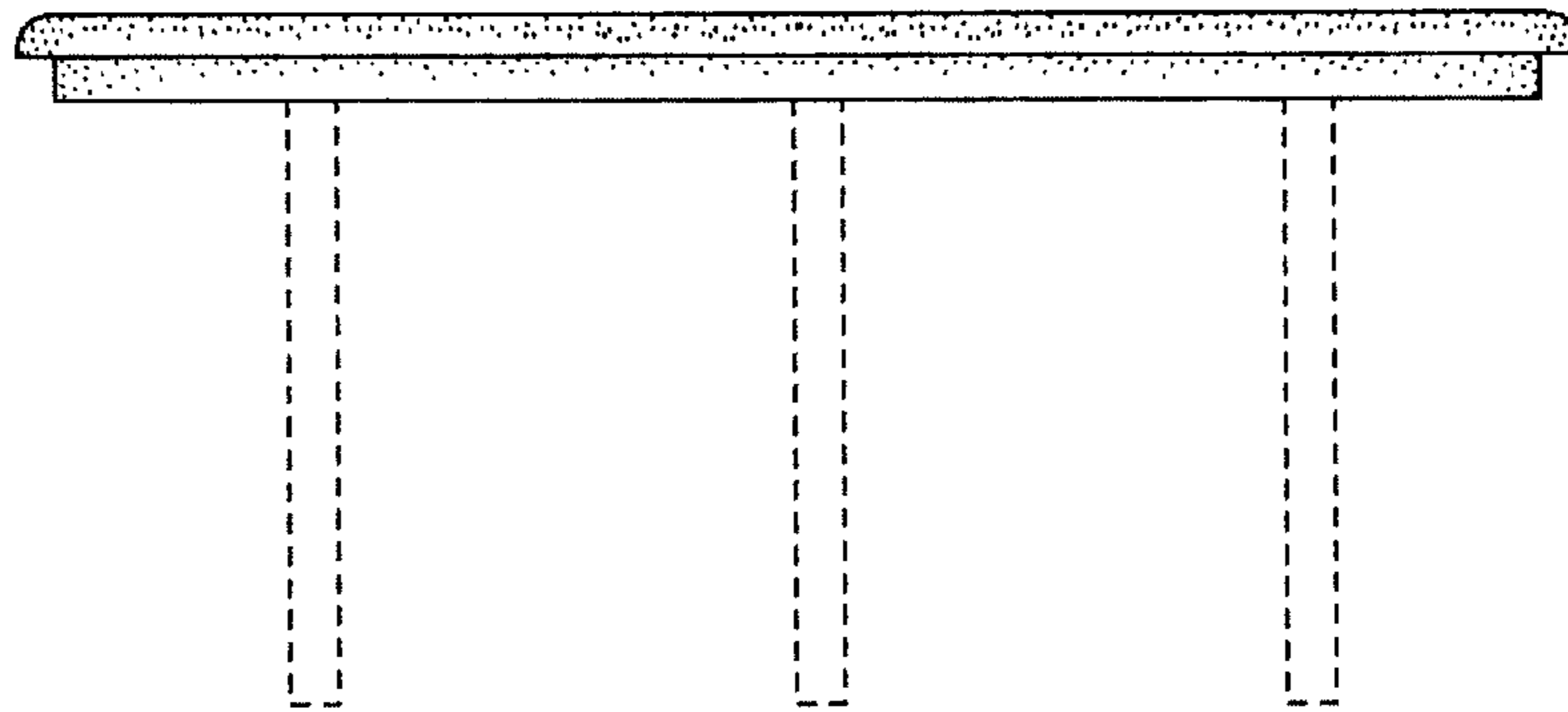


FIG. 4

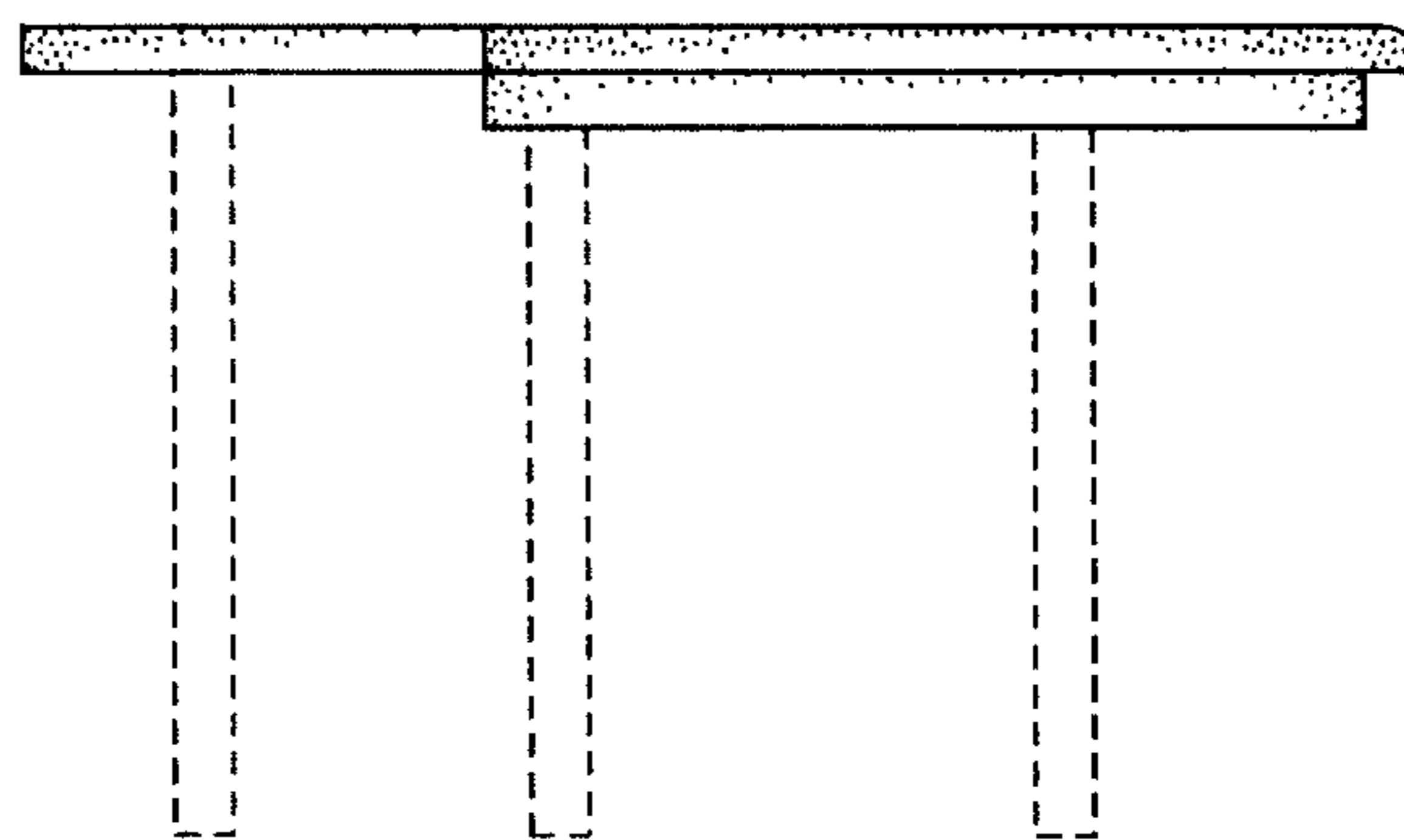


FIG. 5

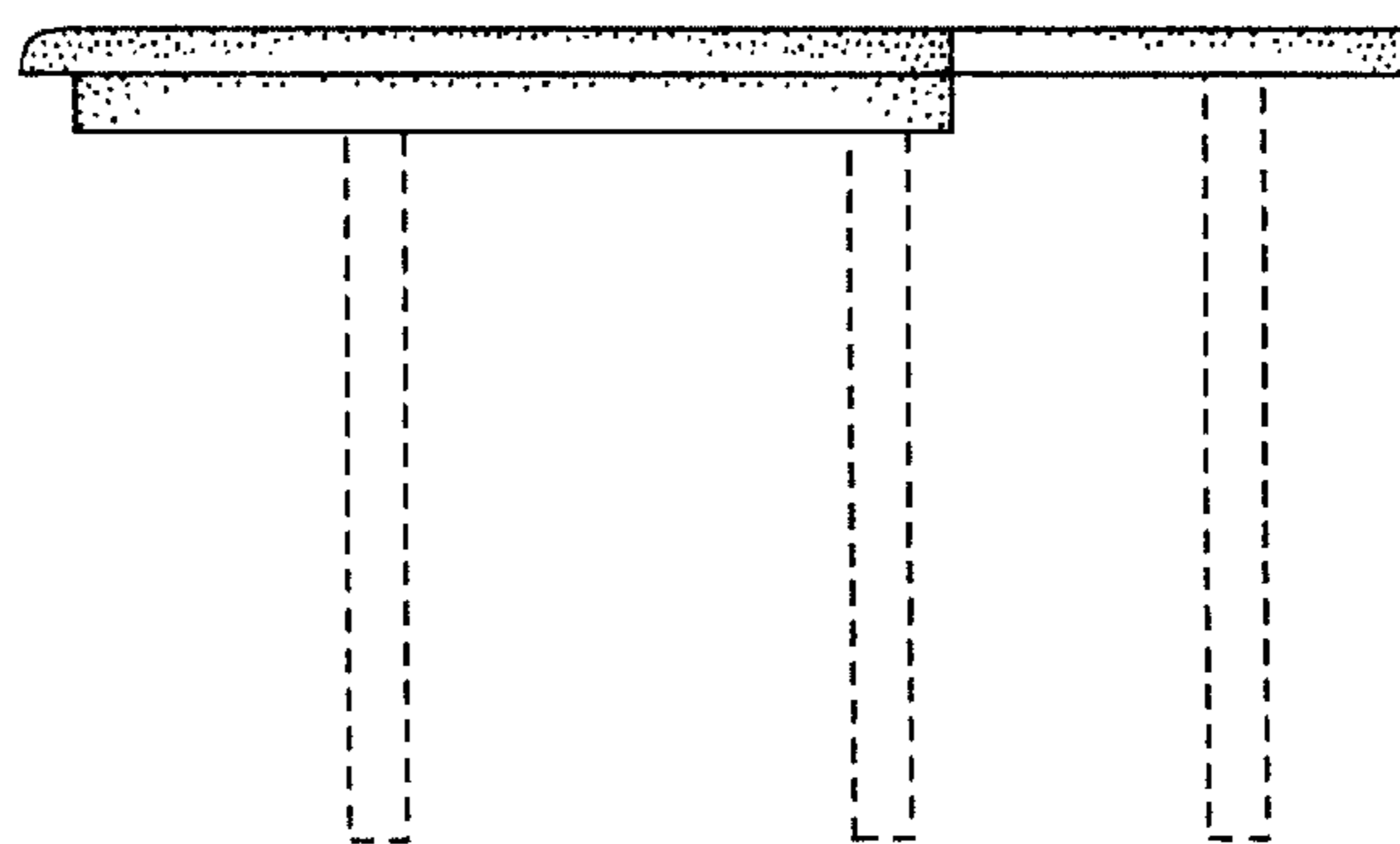


FIG. 6