



US00D514851S

(12) **United States Design Patent** (10) **Patent No.:** **US D514,851 S**
Stanton (45) **Date of Patent:** **** Feb. 14, 2006**

(54) **SEAT BACK**

(75) Inventor: **Shawn C. Stanton**, High Point, NC (US)

(73) Assignee: **Thomasville Furniture Industries, In.**, Thomasville, NC (US)

(**) Term: **14 Years**

(21) Appl. No.: **29/194,009**

(22) Filed: **Nov. 18, 2003**

(51) **LOC (8) Cl.** **06-01**

(52) **U.S. Cl.** **D6/502**

(58) **Field of Classification Search** D6/334,
D6/335, 369, 374, 376, 379, 380, 500–502;
297/445.1, 446.1, 452.63, 452.64
See application file for complete search history.

(56) **References Cited**

U.S. PATENT DOCUMENTS

D80,085 S	*	12/1929	Nevin	D6/369
D244,897 S	*	7/1977	Rocchia	D6/369
D259,841 S	*	7/1981	Mioni	D6/380
D364,751 S	*	12/1995	Keller	D6/379
D380,308 S	*	7/1997	Diaz-Azcuy	D6/369
D380,310 S	*	7/1997	Diaz-Azcuy	D6/369
D399,352 S	*	10/1998	Frinier	D6/369
D430,418 S	*	9/2000	O'Hare	D6/379
D445,584 S	*	7/2001	O'Hare et al.	D6/379
D461,078 S	*	8/2002	Swy et al.	D6/502
D469,266 S	*	1/2003	Stanton	D6/379
D479,658 S	*	9/2003	Warren et al.	D6/379
D480,576 S	*	10/2003	Schmitt	D6/379
D486,319 S	*	2/2004	Stanton	D6/379
D487,991 S	*	4/2004	O'Hare	D6/379
D497,792 S	*	11/2004	Haas	D8/338

OTHER PUBLICATIONS

Thomasville Furniture Industries, Inc., Hemingway Catalog p. 11, La Rotonde Chair, Jan. 2001.

Thomasville Furniture Industries, Inc., Occasional Collections brochure, p. 34, Simplicity chair, Feb. 2003.

Thomasville Furniture Industries, Inc., Renaissance brochure p. 18, side chair and arm chair, Apr. 1996.

Thomasville Furniture Industries, Inc., Renaissance brochure p. 22, Monte Carlo upholstered Side Chair, Apr. 1996.

Thomasville Furniture Industries, Inc., Bellasera brochure p. 26, Splendido Oval Back Side Chair and Arm Chair, Nov. 2001.

Thomasville Furniture Industries, Inc., Bogart brochure p. 67, Bel Air Side and Arm Chairs, Nov. 2002.

* cited by examiner

Primary Examiner—Mimosa De

(74) *Attorney, Agent, or Firm*—Womble Carlyle Sandrige & Rice PLLC

(57) **CLAIM**

The ornamental design for a seat back, as shown and described.

DESCRIPTION

FIG. 1 is a left front perspective view of a first embodiment of a seat back showing my new design and including broken lines indicating representative environmental elements;

FIG. 2 is an enlarged front elevational view thereof;

FIG. 3 is an enlarged side elevational view, the opposite side being a mirror image thereof;

FIG. 4 is an enlarged rear elevational view thereof;

FIG. 5 is a left front perspective view of a second embodiment of a seat back showing my new design with the front portion of the seat back covered and including broken lines indicating representative environmental elements;

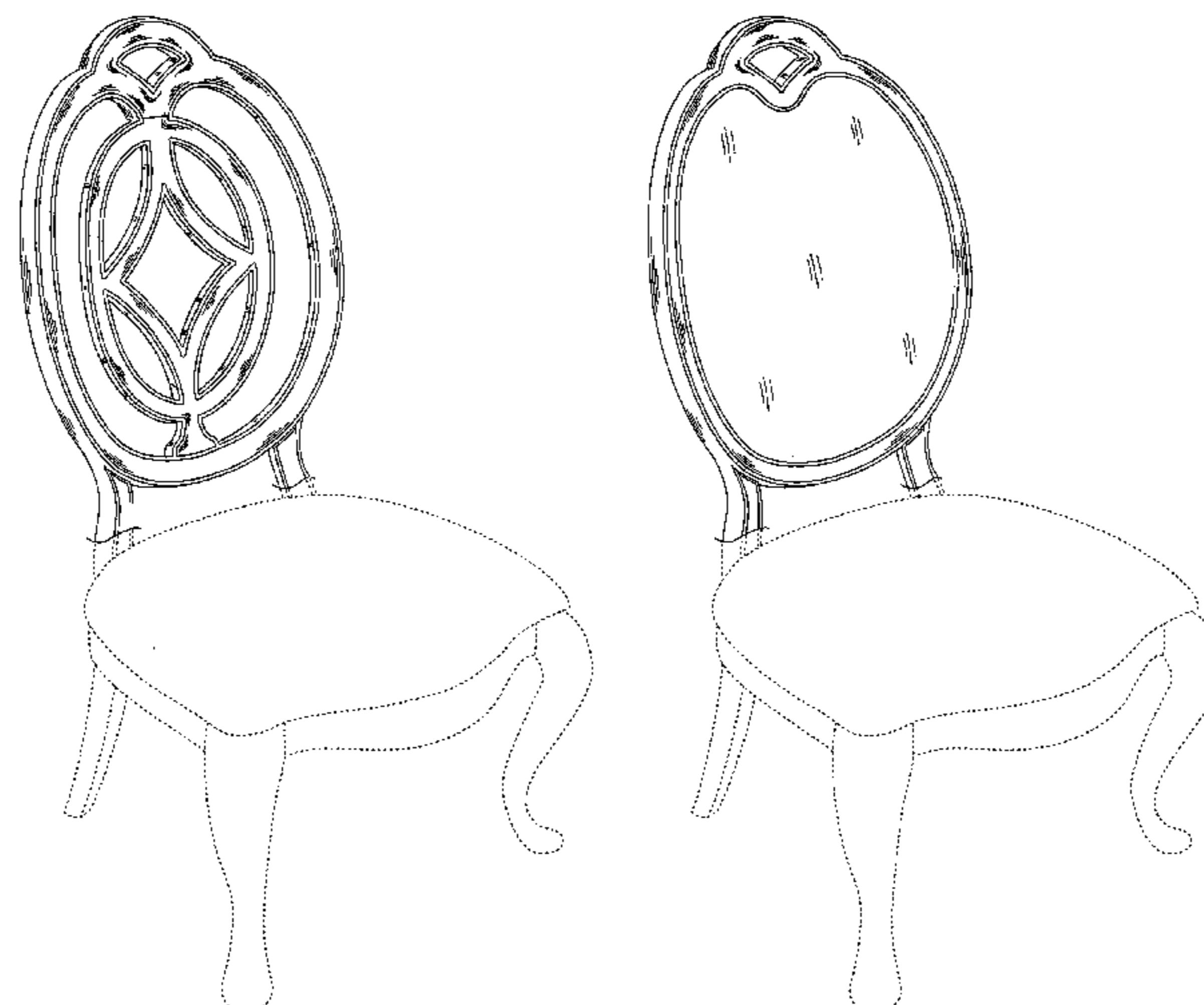
FIG. 6 is an enlarged front elevational view thereof;

FIG. 7 is an enlarged side elevational view, the opposite side being a mirror image thereof; and,

FIG. 8 is an enlarged rear elevational view thereof.

The views of the seat back not shown form no part of the claimed design. The broken lines depicting a seat and legs in FIGS. 1 and 8 represent environmental elements only and form no part of the claimed design.

1 Claim, 8 Drawing Sheets






FIG. 1

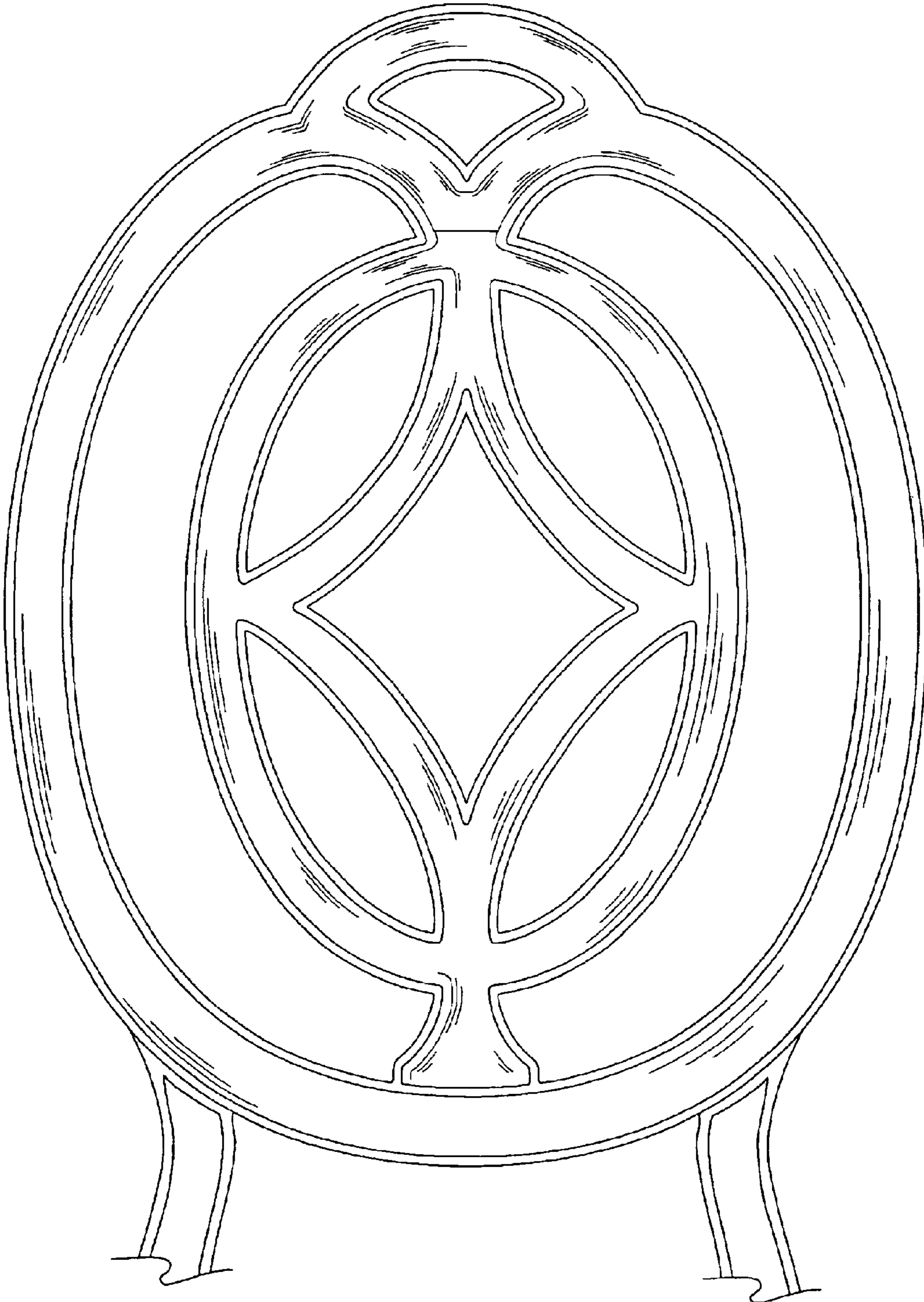


FIG. 2

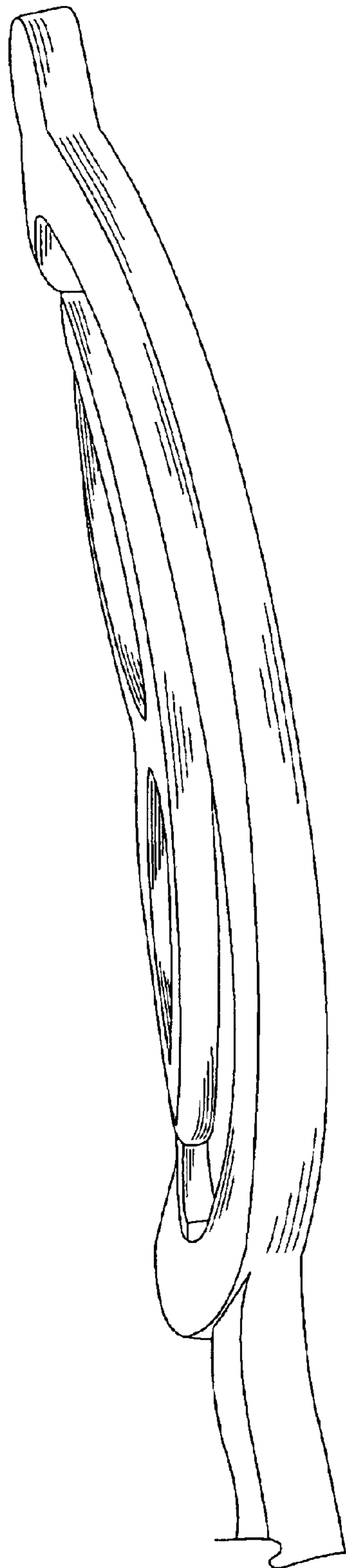


FIG. 3




FIG. 4

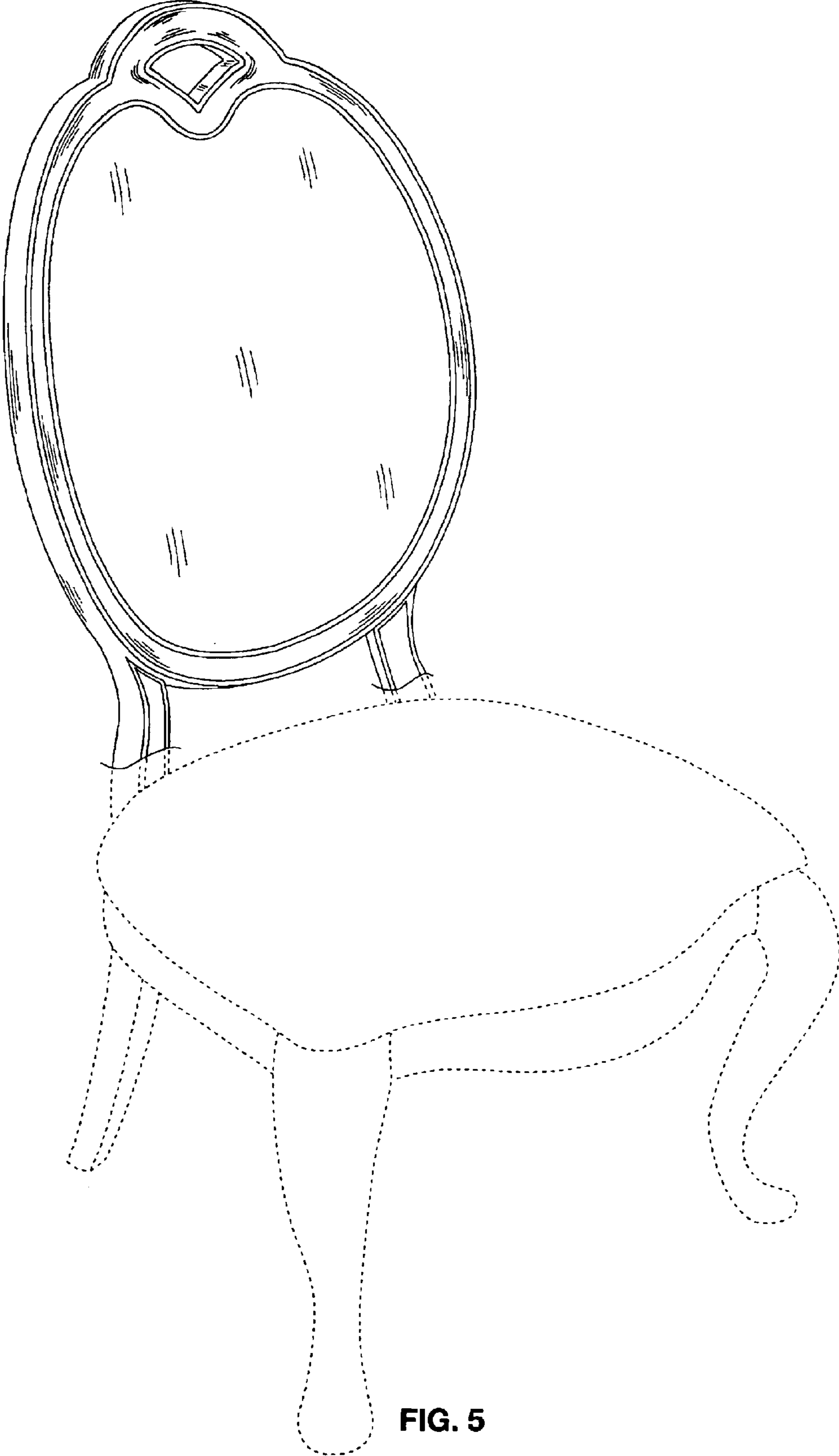


FIG. 5

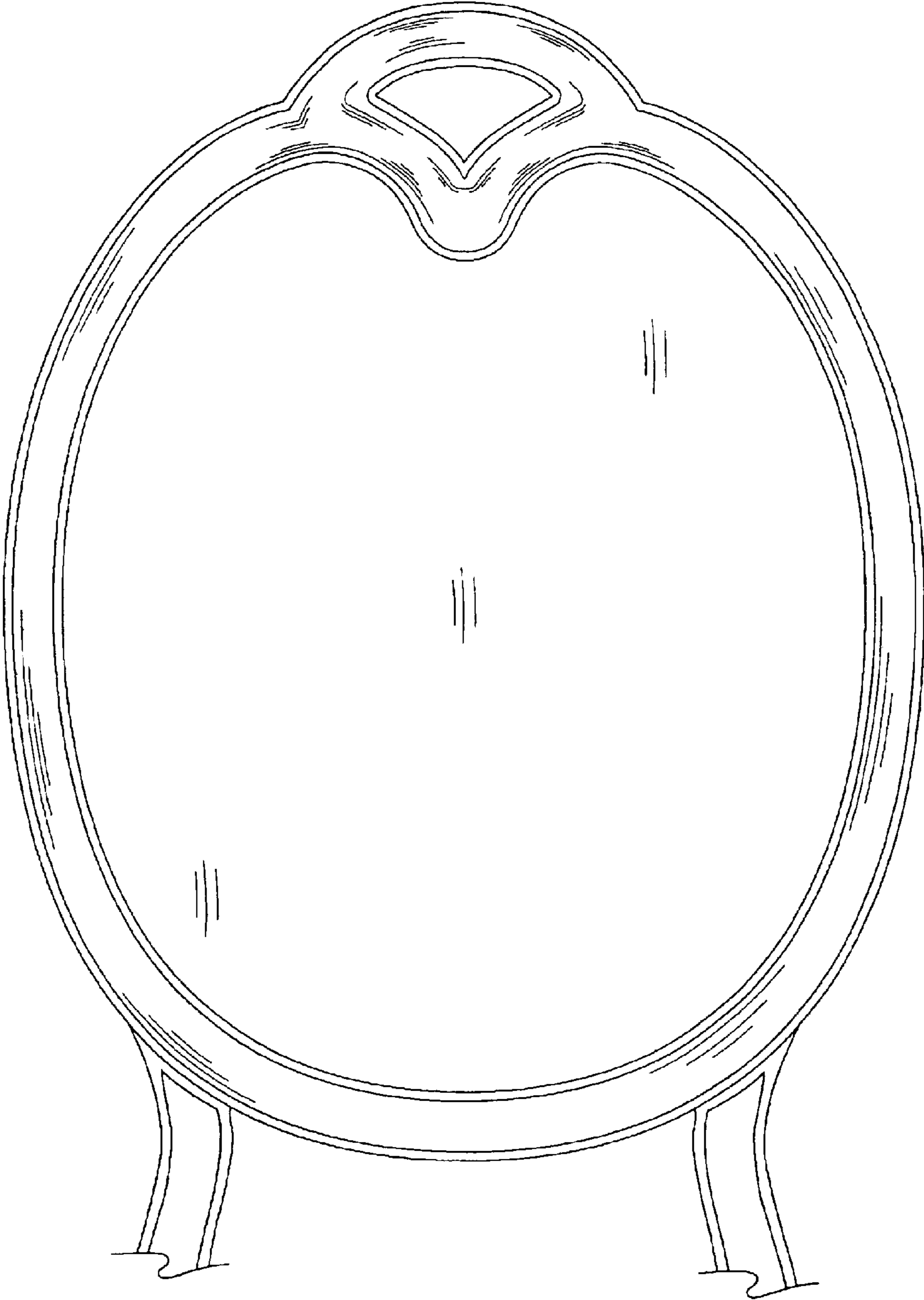


FIG. 6

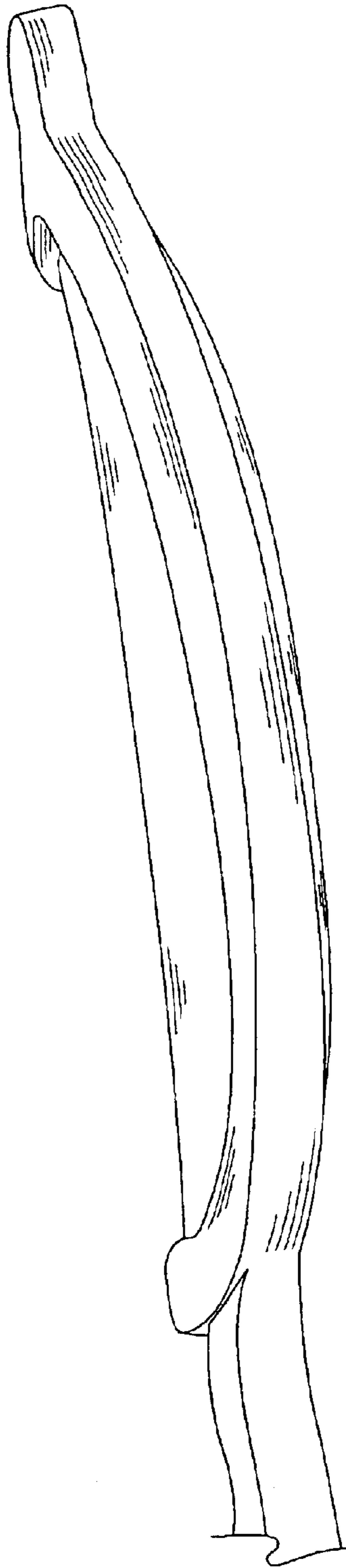


FIG. 7

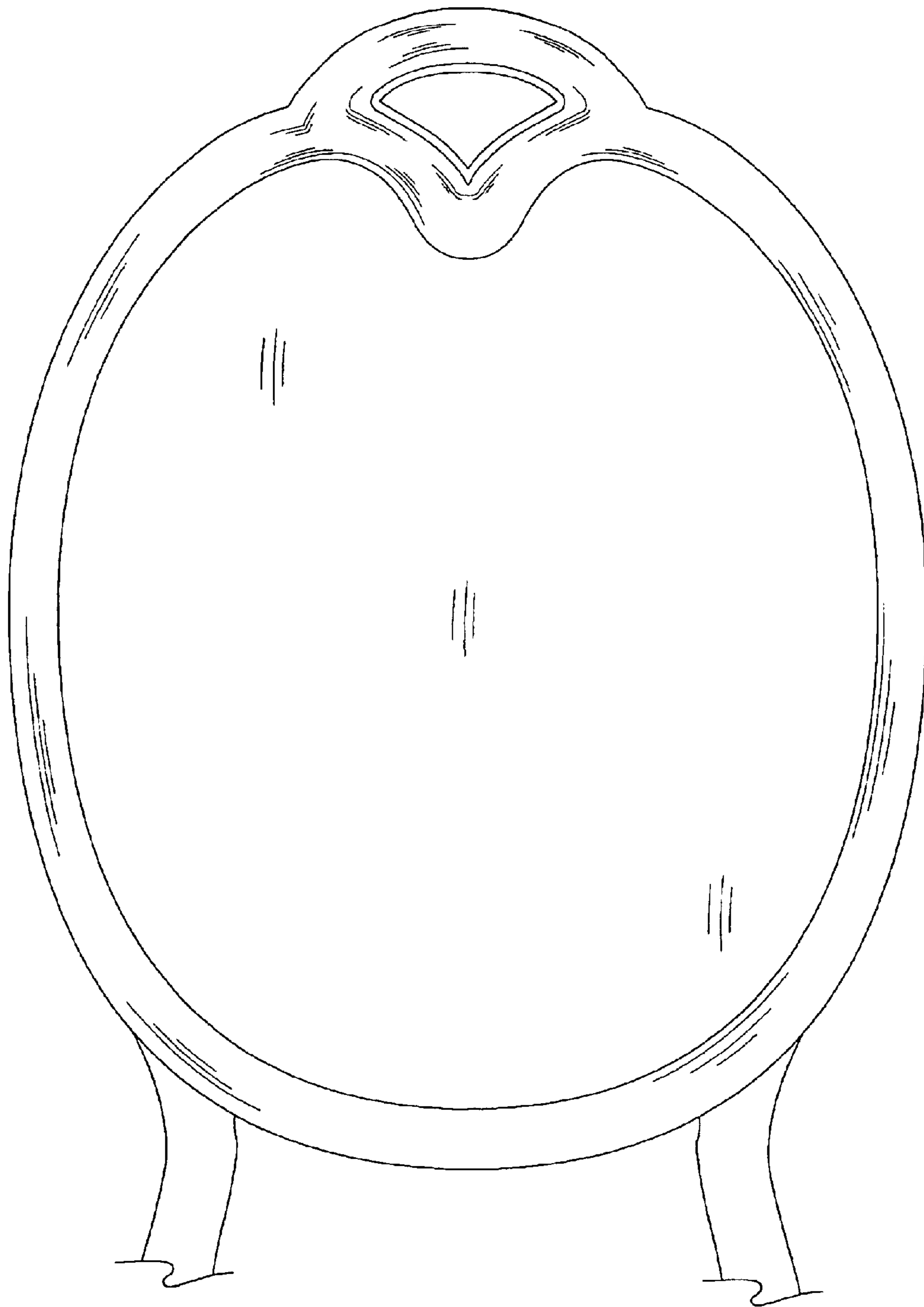


FIG. 8