



US00D514831S

(12) **United States Design Patent**
Tsai

(10) **Patent No.:** **US D514,831 S**
(45) **Date of Patent:** **** Feb. 14, 2006**

(54) **CHAIR**
(75) **Inventor:** **Wen-Ta Tsai**, Hangzhou Zhejiang (CN)
(73) **Assignee:** **Zhejiang Himax Furniture Industry Corp., Ltd.**, Zhejiang (CN)
(**) **Term:** **14 Years**

D456,626 S * 5/2002 Su D6/366
D471,042 S * 3/2003 Schmitz et al. D6/502
D471,370 S * 3/2003 Schmitz et al. D6/366
D486,657 S * 2/2004 Su D6/366
6,722,741 B2 * 4/2004 Stumpf et al. 297/452.3
D489,191 S * 5/2004 Ma D6/366
D493,627 S * 8/2004 Ma D6/366
D495,509 S * 9/2004 Breen D6/366

(21) **Appl. No.:** **29/191,155**
(22) **Filed:** **Oct. 2, 2003**

* cited by examiner

Primary Examiner—Mimosa De
(74) *Attorney, Agent, or Firm*—Alan D. Kamrath; Nikolai & Mersereau, P.A.

(51) **LOC (8) Cl.** **06-01**
(52) **U.S. Cl.** **D6/366**
(58) **Field of Classification Search** D6/334,
D6/364, 365, 366, 367, 498, 500–502; 297/411.2,
297/411.27, 452.29, 452.3, 452.64
See application file for complete search history.

(57) **CLAIM**

The ornamental design for a chair, as shown and described.

(56) **References Cited**
U.S. PATENT DOCUMENTS

DESCRIPTION

FIG. 1 is a perspective view taken from the top, front, and right side of a chair embodying my new design; FIG. 2 is a front elevational view thereof; and, FIG. 3 is a right side elevational view thereof, the left side elevational view being a mirror image thereof.

D411,396 S * 6/1999 Stumpf D6/501
6,059,368 A * 5/2000 Stumpf et al. 297/452.64
D453,079 S * 1/2002 Ma D6/366

1 Claim, 3 Drawing Sheets

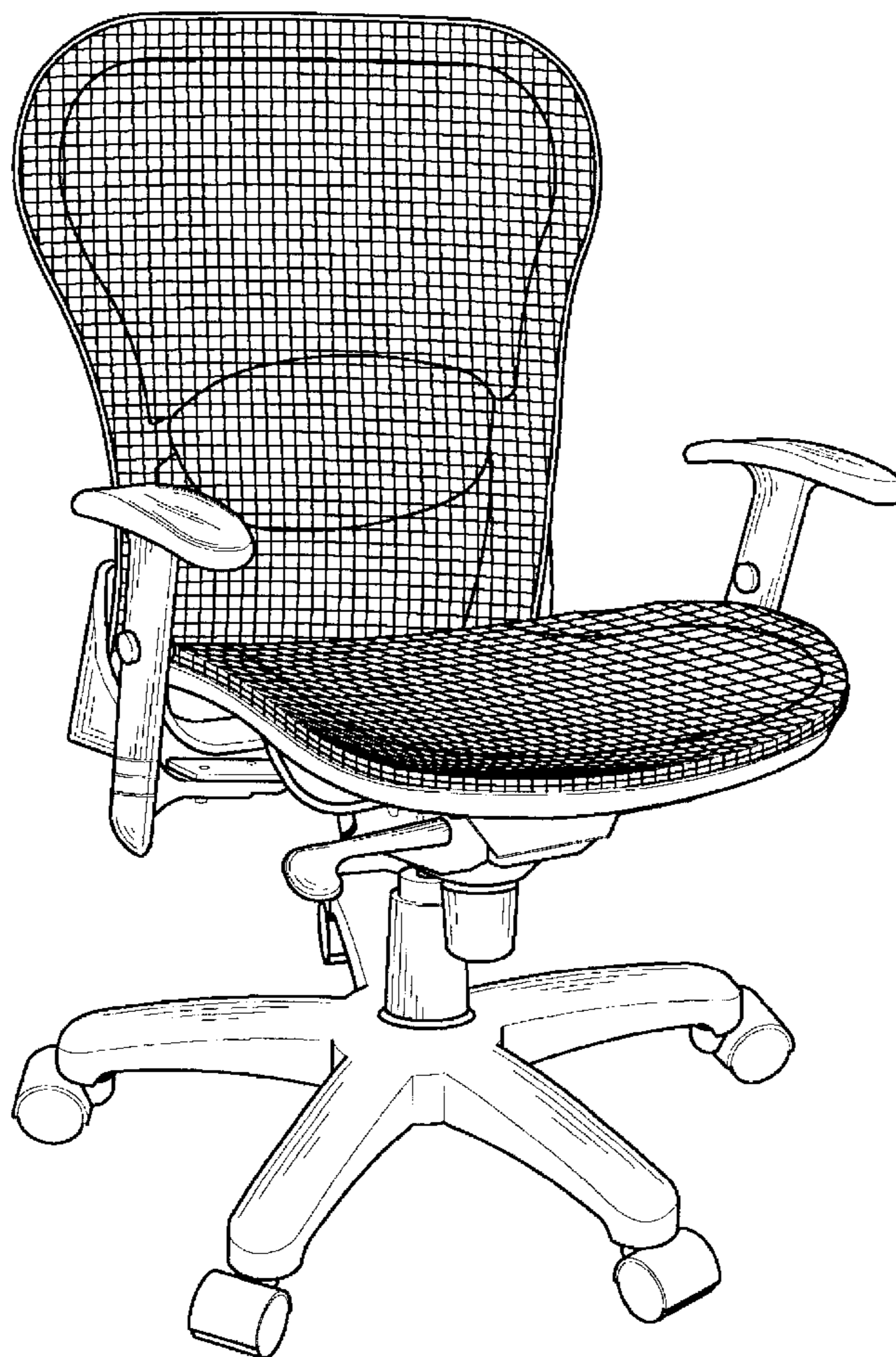




FIG. 1

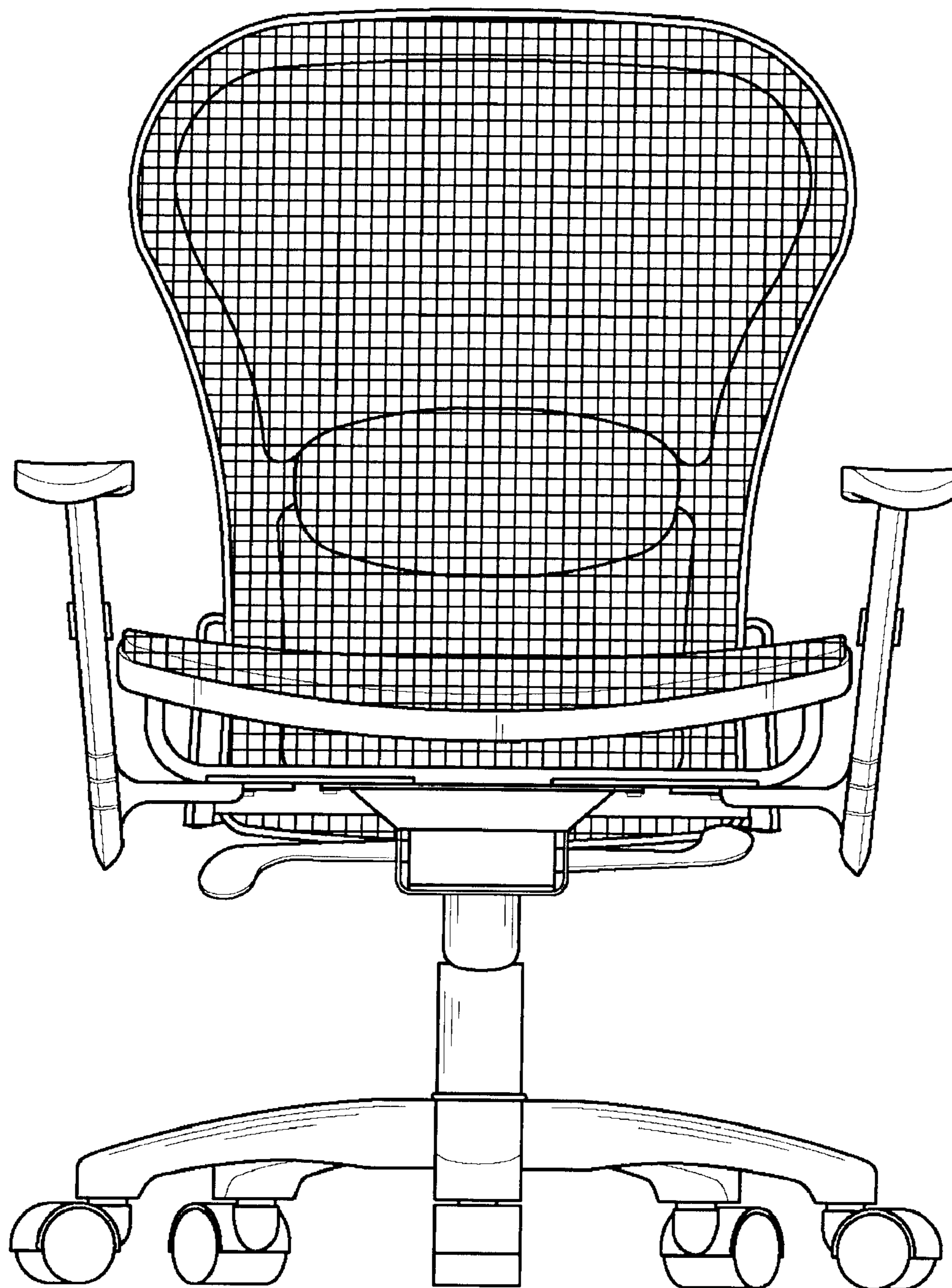


FIG. 2

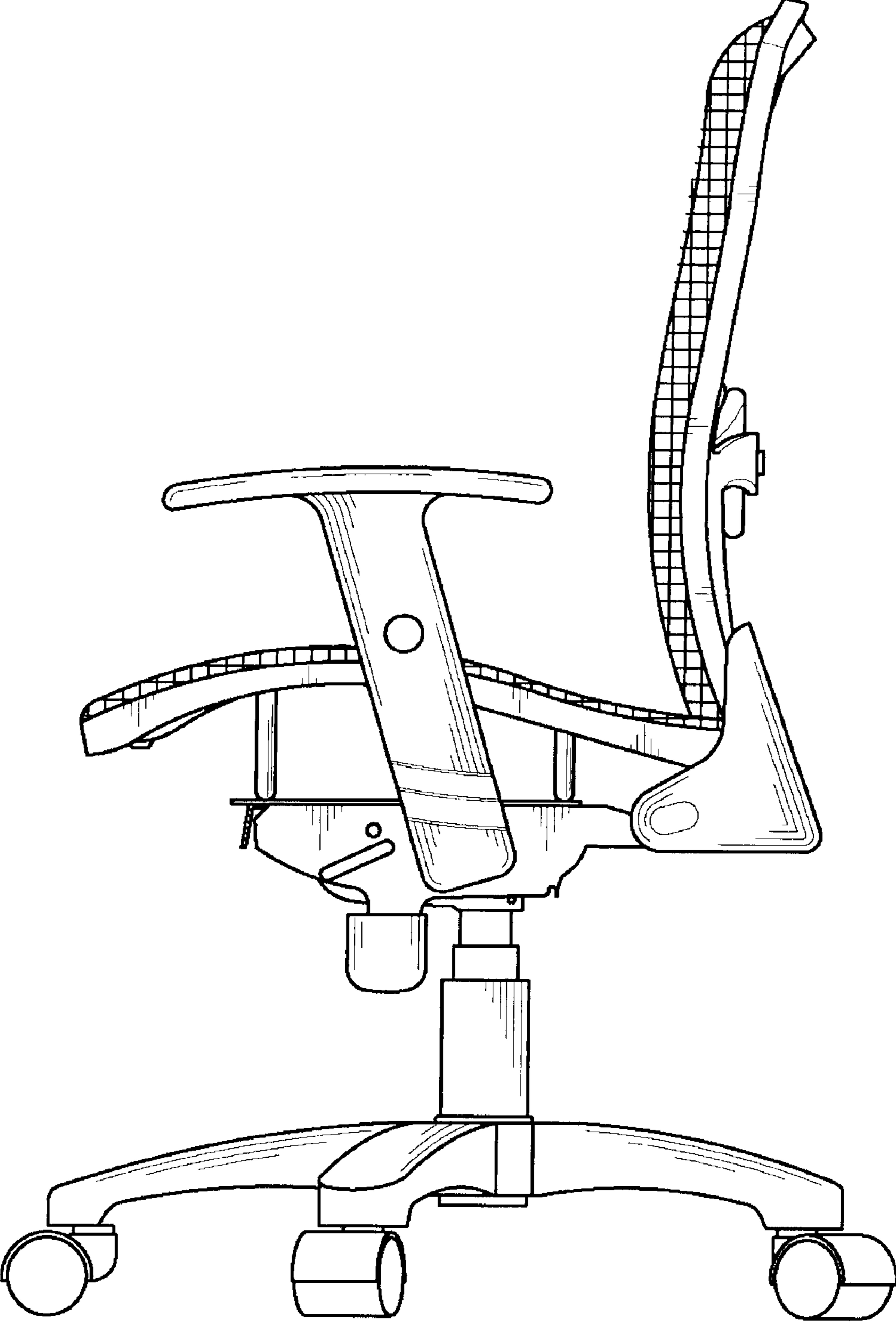


FIG. 3