



US00D514822S

(12) **United States Design Patent**
Robertson

(10) **Patent No.:** **US D514,822 S**
(45) **Date of Patent:** **** Feb. 14, 2006**

(54) **HEIGHT MEASURING PICTURE FRAME**

(75) **Inventor:** **Larry A. Robertson, Surrey (CA)**

(73) **Assignee:** **574945 B.C. Ltd., Surrey (CA)**

(**) **Term:** **14 Years**

(21) **Appl. No.:** **29/219,475**

(22) **Filed:** **Dec. 20, 2004**

(30) **Foreign Application Priority Data**

Jun. 25, 2004 (CA) 107446

(51) **LOC (8) Cl.** **06-07**

(52) **U.S. Cl.** **D6/300**

(58) **Field of Classification Search** D6/300-314,
D6/444; 40/700, 711, 719, 714-716, 720-722,
40/735, 738, 597, 744, 745, 754, 765, 768,
40/769, 790, 798; D20/29-32, 10; 248/466-467;
D11/131, 133-135; 359/838, 871-872

See application file for complete search history.

(56) **References Cited**

U.S. PATENT DOCUMENTS

D186,169 S * 9/1959 Donnelly D6/307

OTHER PUBLICATIONS

Turner Mfg Co., High Fashion Accent Mirror Plaques.*

* cited by examiner

Primary Examiner—Janice E. Seeger

Assistant Examiner—Sydney R. Buffalow

(74) *Attorney, Agent, or Firm*—Oyen Wiggs Green & Mutala LLP; Mark A. Hopkinson

(57) **CLAIM**

The ornamental design for a height measuring picture frame, as shown and described.

DESCRIPTION

FIG. 1 is a front perspective view of the applicant's height measuring picture frame in accordance with the design;

FIG. 2 is a top view thereof;

FIG. 3 is a bottom view thereof;

FIG. 4 is a front view thereof;

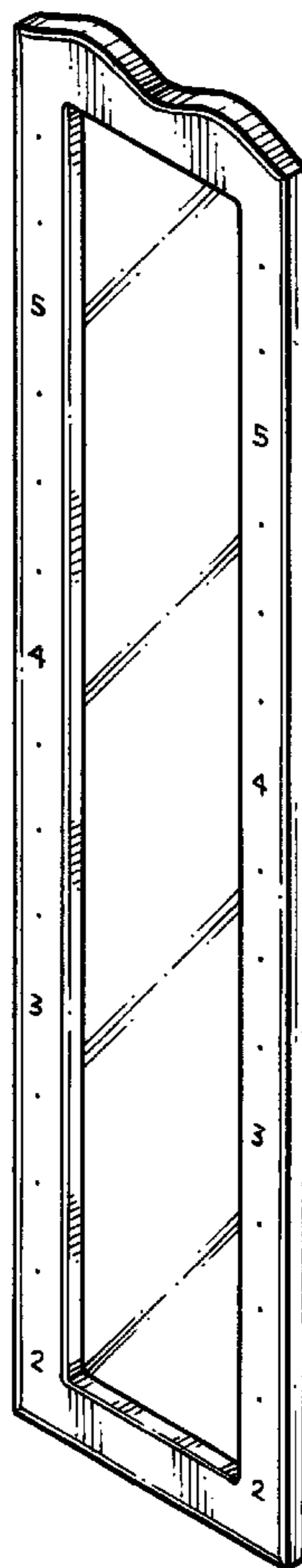
FIG. 5 is a right side view thereof;

FIG. 6 is a rear perspective view thereof; and,

FIG. 7 is a rear view thereof.

The left side view is the mirror image of the right side view shown in FIG. 5.

1 Claim, 3 Drawing Sheets



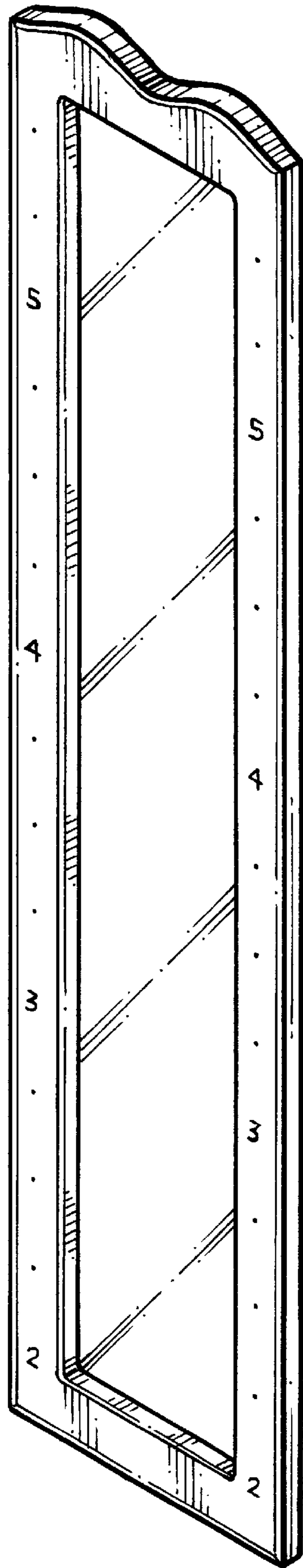


FIG. 1



FIG. 2



FIG. 3

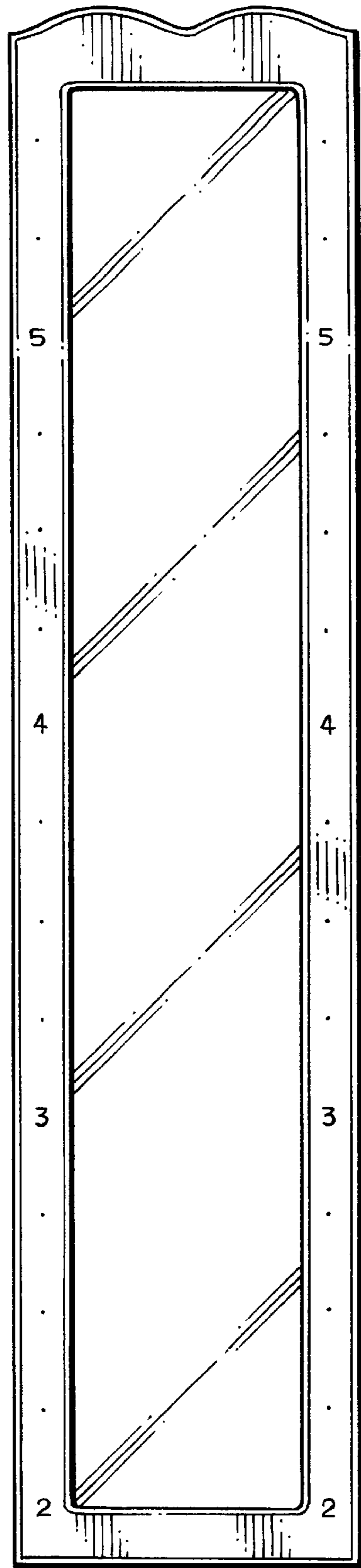


FIG. 4



FIG. 5

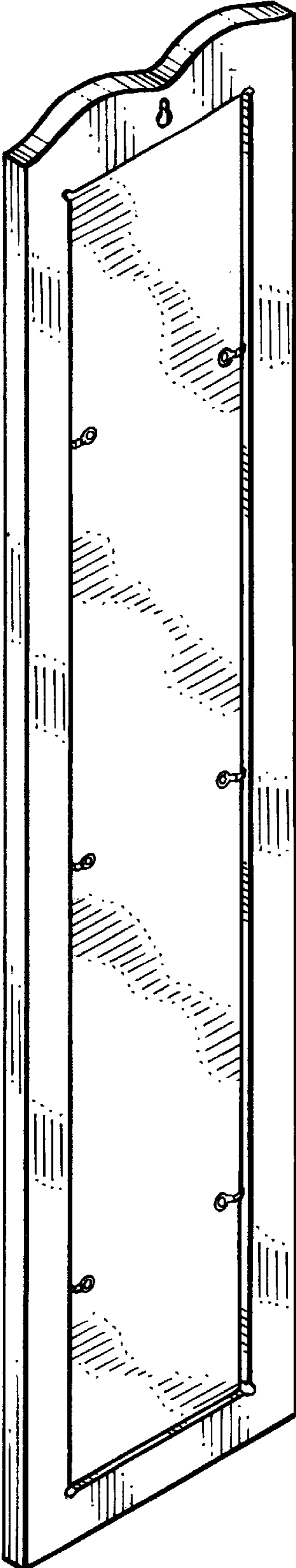


FIG. 6

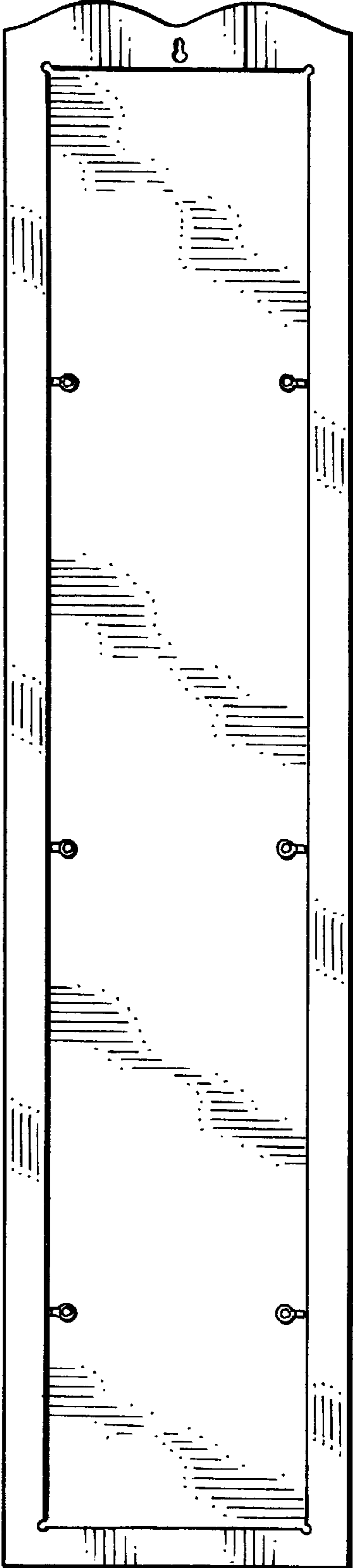


FIG. 7