

US00D514821S

(12) **United States Design Patent**  
**Mohundro**

(10) **Patent No.:** **US D514,821 S**

(45) **Date of Patent:** **\*\* Feb. 14, 2006**

(54) **MIRROR**

D481,544 S \* 11/2003 Di Leggerini ..... D6/300

(76) **Inventor:** **James Glenn Mohundro**, 3F-4 No.  
161, Kung-I Road, Taichung (TW)

\* cited by examiner

(\*\*) **Term:** **14 Years**

*Primary Examiner*—Janice E. Seeger  
*Assistant Examiner*—Sydney R. Buffalow

(21) **Appl. No.:** **29/218,809**

(57) **CLAIM**

(22) **Filed:** **Dec. 8, 2004**

The ornamental design for a mirror, as shown and described.

(51) **LOC (8) Cl.** ..... **06-07**

**DESCRIPTION**

(52) **U.S. Cl.** ..... **D6/300**

(58) **Field of Classification Search** ..... D6/300–314,  
D6/444; 40/700, 711, 719, 714–716, 720–722,  
40/735, 738, 597, 744, 745, 754, 765, 768,  
40/769, 790, 798; D20/29–32, 10; 248/466–467;  
D11/131, 133–135; 359/838, 871–872  
See application file for complete search history.

FIG. 1 is a perspective view of a mirror, showing my new design;

FIG. 2 is a front elevational view thereof;

FIG. 3 is a rear elevational view thereof;

FIG. 4 is a left elevational view thereof; and

FIG. 5 is a right elevational view thereof;

FIG. 6 is a top plan view thereof; and,

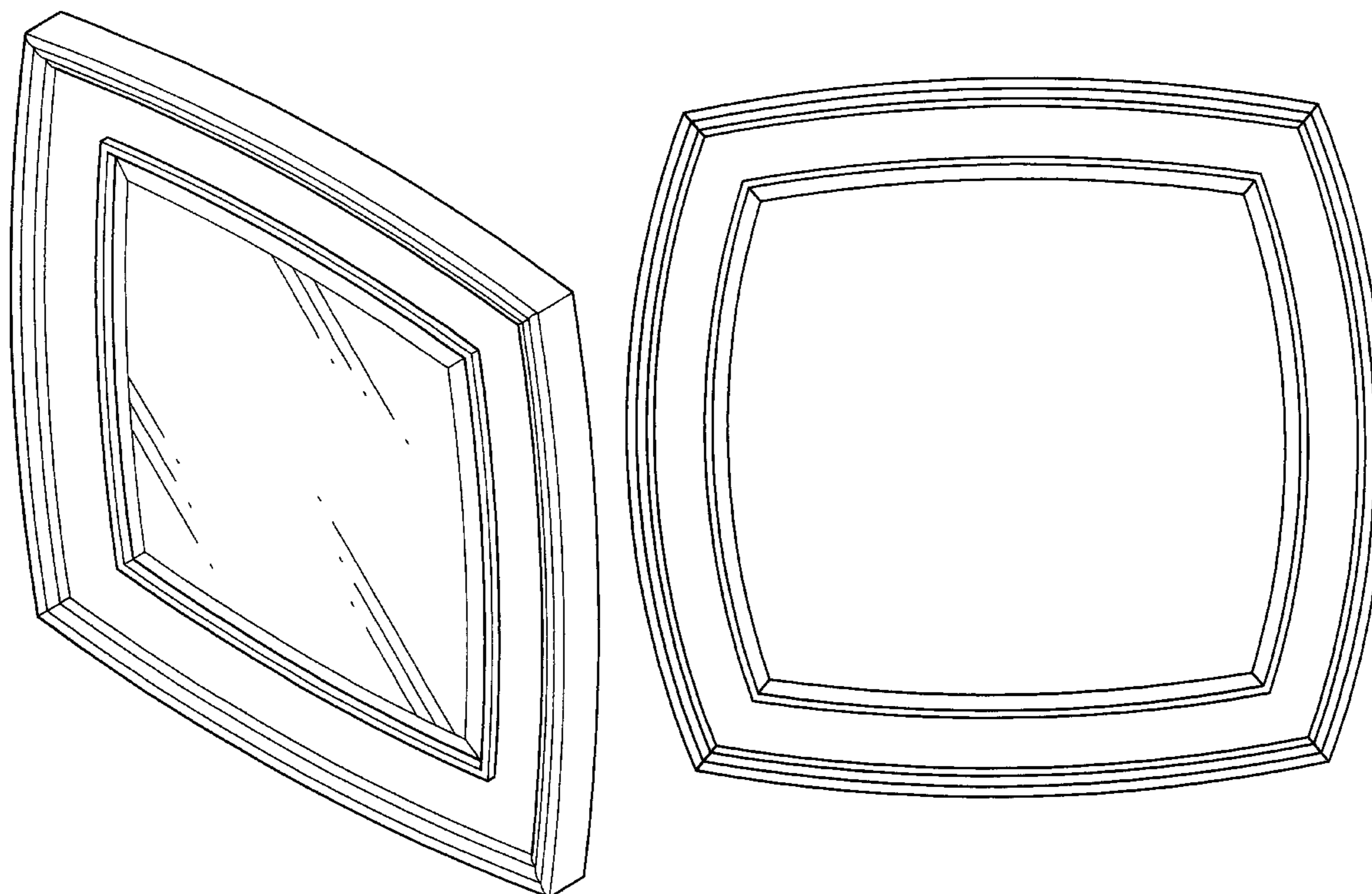
FIG. 7 is a bottom plan view thereof.

(56) **References Cited**

**U.S. PATENT DOCUMENTS**

D383,613 S \* 9/1997 Handler ..... D6/300

**1 Claim, 5 Drawing Sheets**



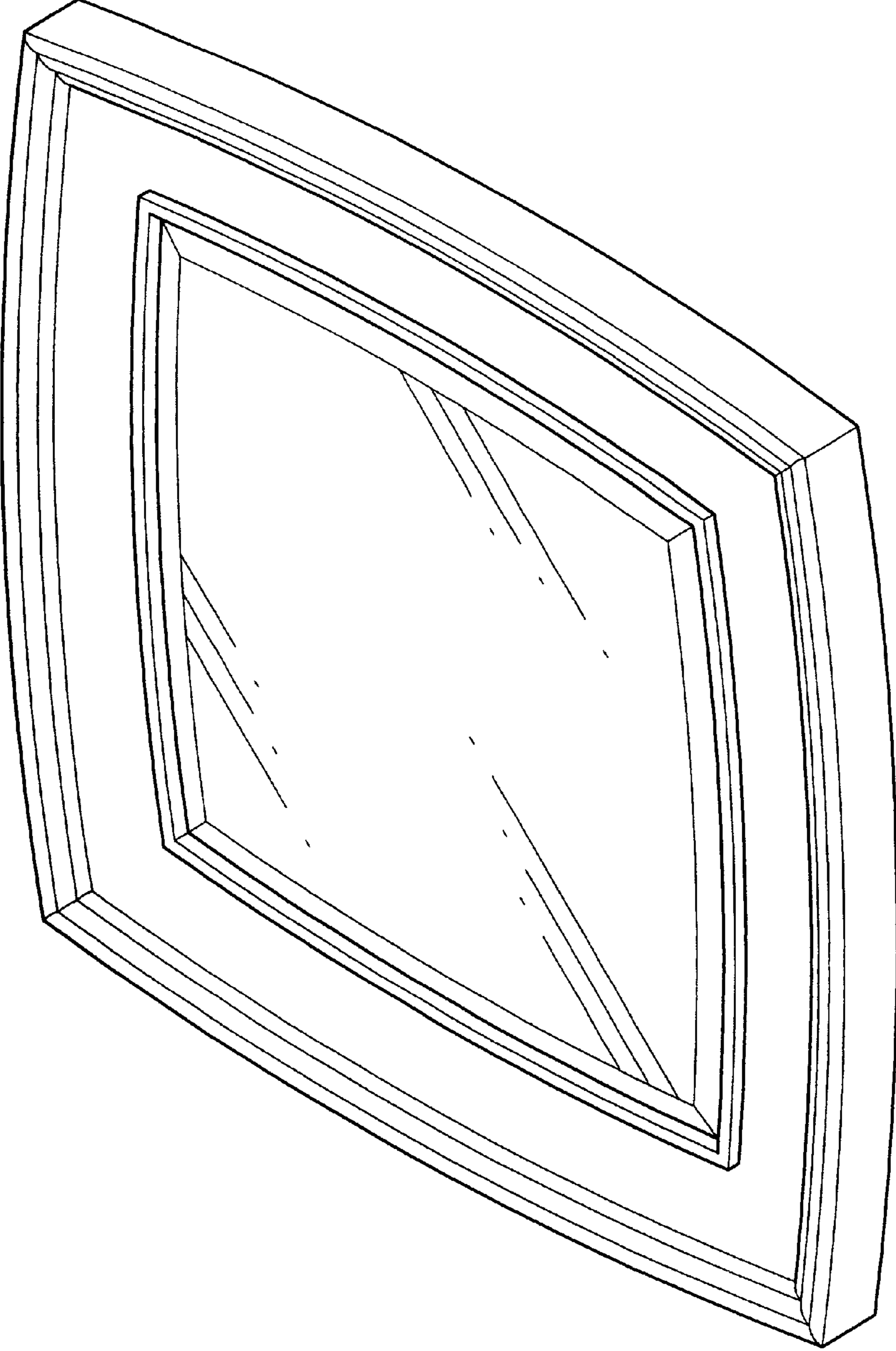


FIG.1




FIG.2

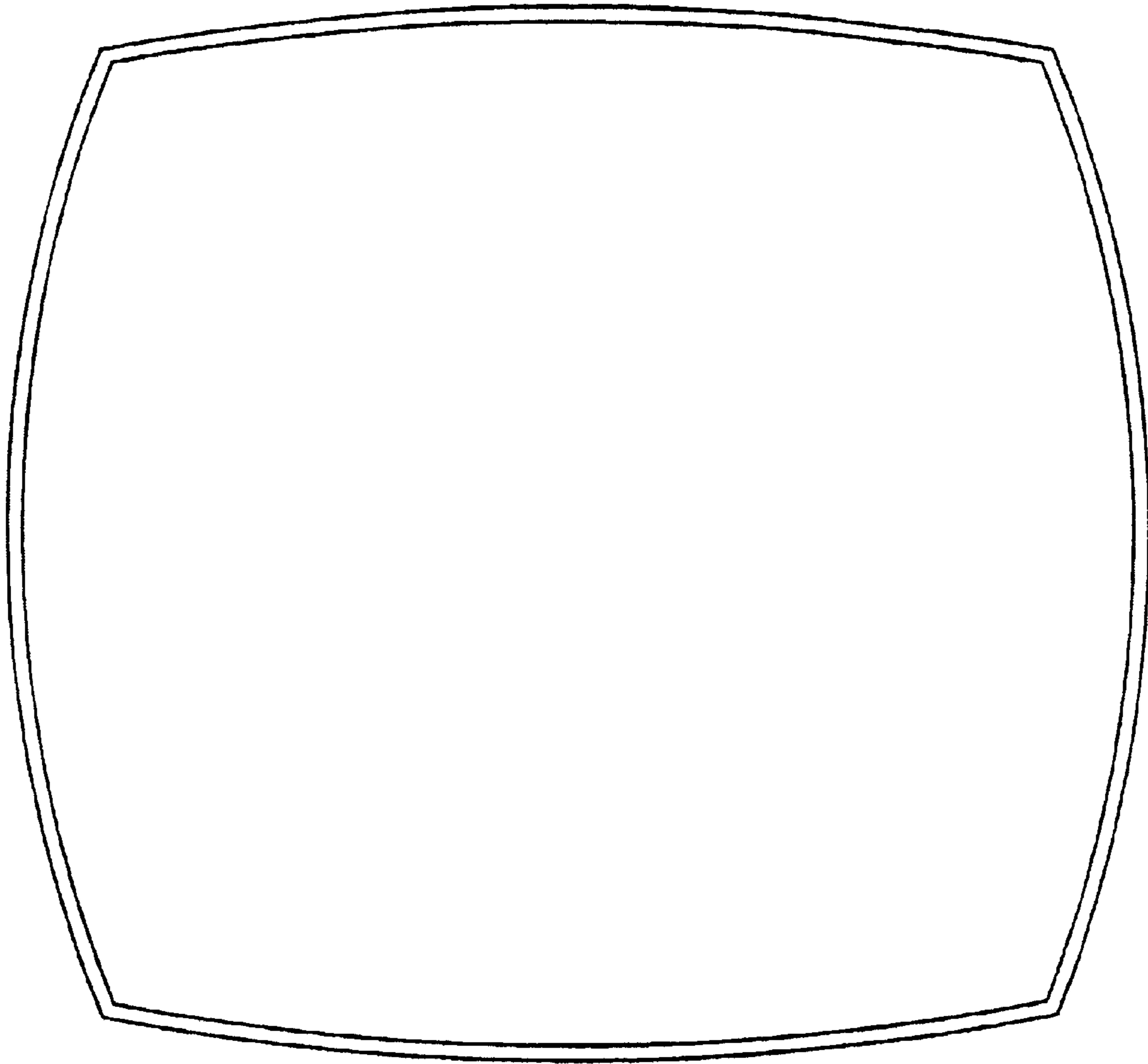


FIG.3



FIG.4



FIG.5



FIG. 6




FIG. 7