



US00D514820S

(12) **United States Design Patent**
Mohundro

(10) **Patent No.:** **US D514,820 S**

(45) **Date of Patent:** **** Feb. 14, 2006**

(54) **MIRROR**

(75) **Inventor:** **James Glenn Mohundro, Taichung (TW)**

(73) **Assignee:** **Pacific Marketing International (H.K.), Ltd., Taichung (TW)**

(**) **Term:** **14 Years**

(21) **Appl. No.:** **29/213,649**

(22) **Filed:** **Sep. 22, 2004**

(51) **LOC (8) Cl.** **06-07**

(52) **U.S. Cl.** **D6/300**

(58) **Field of Classification Search** D6/300-314,
D6/444; 40/700, 711, 719, 714-716, 720-722,
40/735, 738, 597, 744, 745, 754, 765, 768,
40/769, 790, 798; D20/29-32, 10; 248/466-467;
D11/131, 133-135; 359/838, 871-872
See application file for complete search history.

(56) **References Cited**

U.S. PATENT DOCUMENTS

D406,466 S * 3/1999 Keller et al. D6/300

D438,713 S * 3/2001 Zaidman D6/300
D462,531 S * 9/2002 Risdon D6/302
D469,261 S * 1/2003 Stanton D6/300
D474,036 S * 5/2003 Paus D6/300

* cited by examiner

Primary Examiner—Janice E. Seeger

Assistant Examiner—Sydney R. Buffalow

(74) *Attorney, Agent, or Firm*—Rosenberg, Klein & Lee

(57) **CLAIM**

The ornamental design for a mirror, as shown and described.

DESCRIPTION

FIG. 1 is a perspective view of a mirror, showing my new design;

FIG. 2 is a front elevational view thereof;

FIG. 3 is a rear elevational view thereof;



FIG. 4 is a left elevational view thereof;

FIG. 5 is a right elevational view thereof;

FIG. 6 is a top plan view thereof; and,

FIG. 7 is a bottom plan view thereof.

1 Claim, 5 Drawing Sheets






FIG. 1




FIG.2




FIG.3




FIG.4

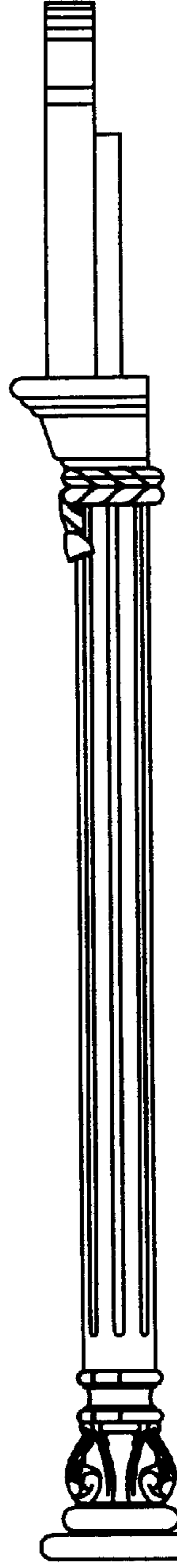


FIG.5

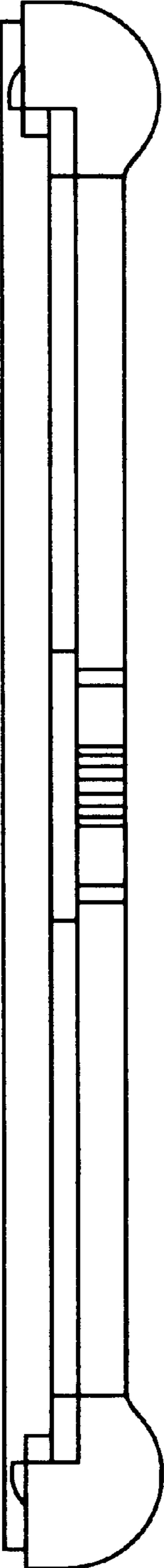


FIG. 6

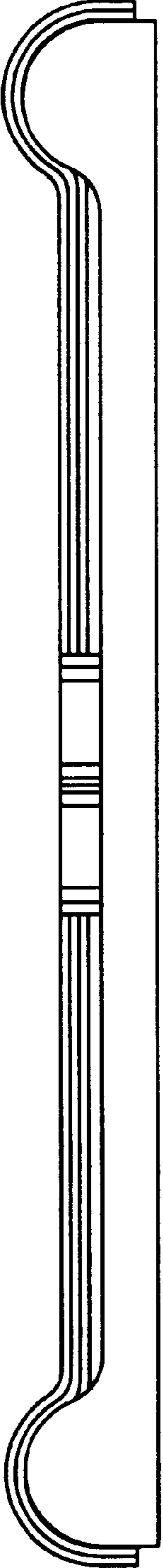


FIG. 7