



US00D514804S

(12) **United States Design Patent** (10) **Patent No.:** **US D514,804 S**  
**Harvie et al.** (45) **Date of Patent:** **\*\* Feb. 14, 2006**

(54) **DISPENSER WHEEL**  
 (75) Inventors: **Bruce Harvie**, Piscataway, NJ (US);  
**Larry Van House**, Hillsborough, NJ (US)  
 (73) Assignee: **The Hartz Mountain Corporation**,  
 Secaucus, NJ (US)  
 (\*\*) Term: **14 Years**

6,042,856 A 3/2000 Sagan et al. .... 426/87  
 6,062,420 A 5/2000 Krouwel et al. .... 221/5  
 6,138,866 A 10/2000 Lambelet, Jr. et al. .... 221/25  
 6,193,103 B1 2/2001 Clarijs ..... 221/25  
 6,409,020 B1 6/2002 Lo ..... 206/533  
 D459,873 S \* 7/2002 Stillwell et al. .... D3/203.4  
 D473,786 S \* 4/2003 Chue ..... D3/203.4  
 2004/0094566 A1 5/2004 Renaud ..... 221/266

\* cited by examiner

*Primary Examiner*—Catherine R. Oliver  
 (74) *Attorney, Agent, or Firm*—Jeffery M. Kaden; Gottlieb,  
 Rackman & Reisman, P.C.

(21) Appl. No.: **29/219,420**  
 (22) Filed: **Dec. 16, 2004**  
 (51) **LOC (8) Cl.** ..... **03-01**  
 (52) **U.S. Cl.** ..... **D3/203.4**  
 (58) **Field of Classification Search** ..... D3/203.4,  
 D3/203.1, 203.2, 203.3, 205, 273; D9/731,  
 D9/732; 206/530–534, 538  
 See application file for complete search history.

(57) **CLAIM**

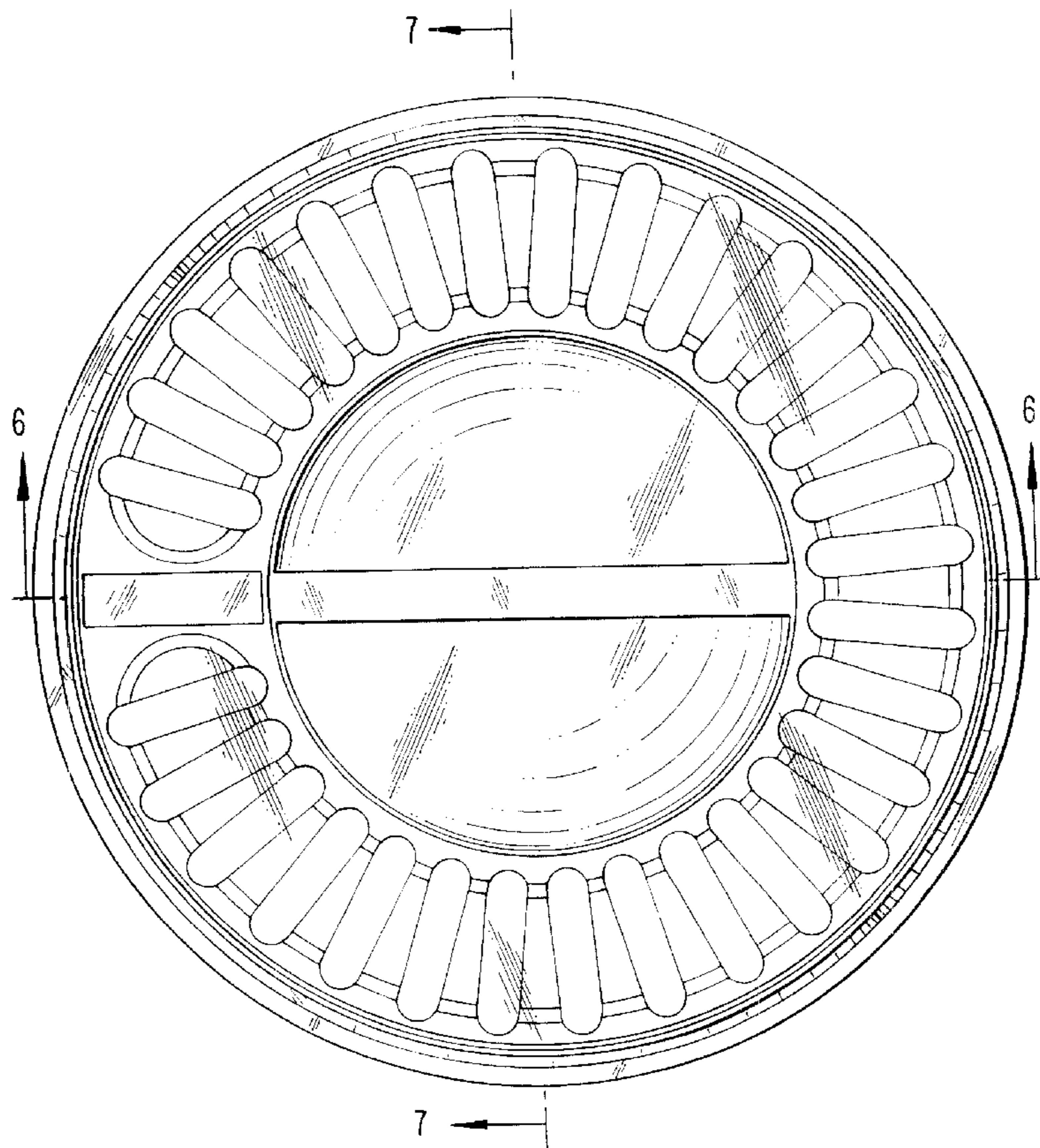
The ornamental design for dispenser wheel, as shown and described.

**DESCRIPTION**

FIG. 1 is a top plan view thereof;  
 FIG. 2 is a left side elevational view thereof;  
 FIG. 3 is a front elevational view thereof;  
 FIG. 4 is a right side elevational view thereof;  
 FIG. 5 is a bottom plan view thereof;  
 FIG. 6 is a cross-sectional view taken along line 6—6 of FIG. 1; and,  
 FIG. 7 is a cross-sectional view taken along line 7—7 of FIG. 1.

**1 Claim, 5 Drawing Sheets**

(56) **References Cited**  
 U.S. PATENT DOCUMENTS  
 D328,703 S \* 8/1992 Klumpyan ..... D3/203.4  
 5,322,166 A 6/1994 Crowther ..... 206/538  
 5,377,620 A 1/1995 Phillippi ..... 119/51.12  
 5,603,429 A 2/1997 Mulhauser et al. .... 221/171  
 D382,198 S 8/1997 Mulhauser et al. .... D3/203.4  
 D386,404 S \* 11/1997 Kirk et al. .... D3/203.4



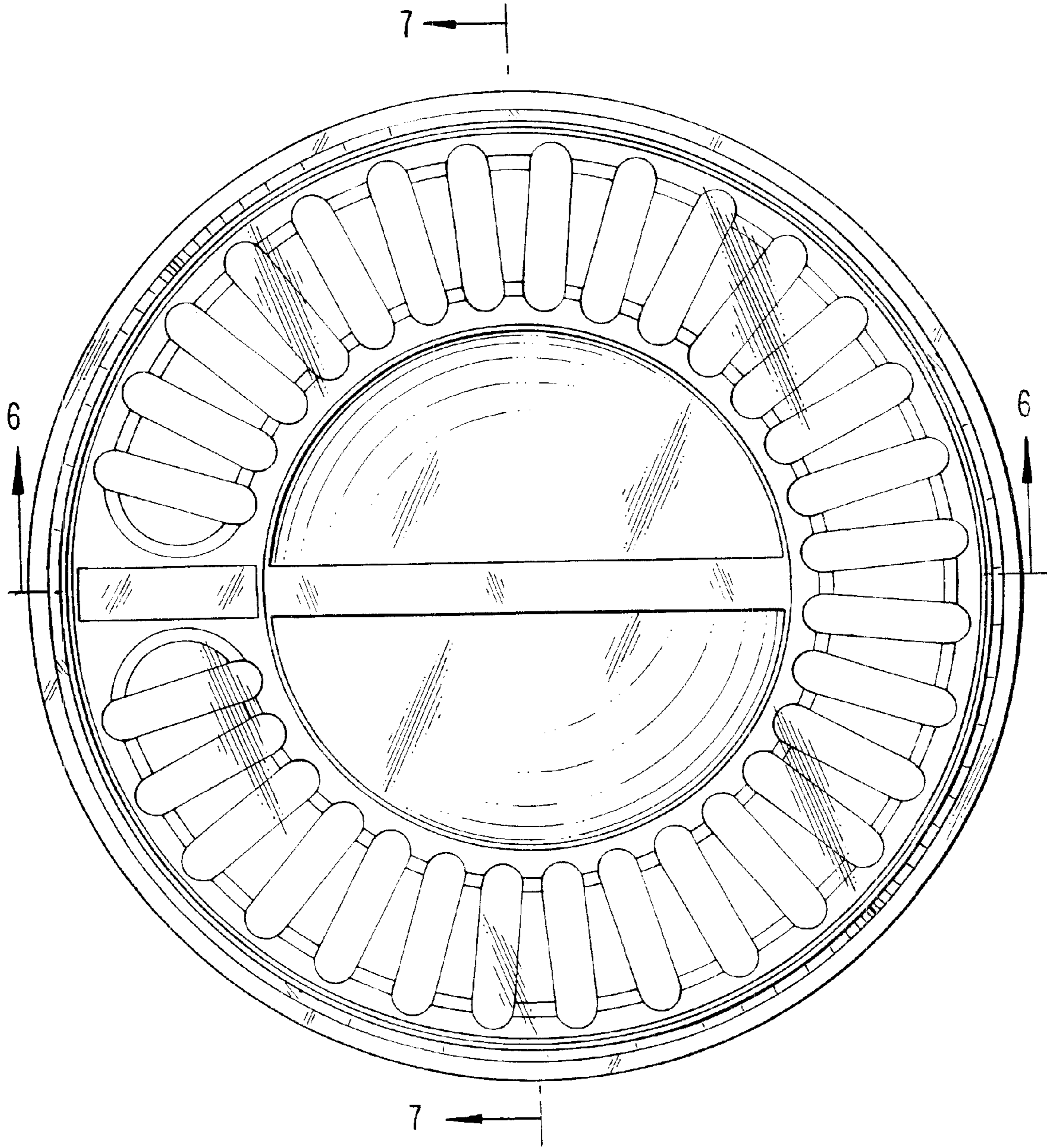
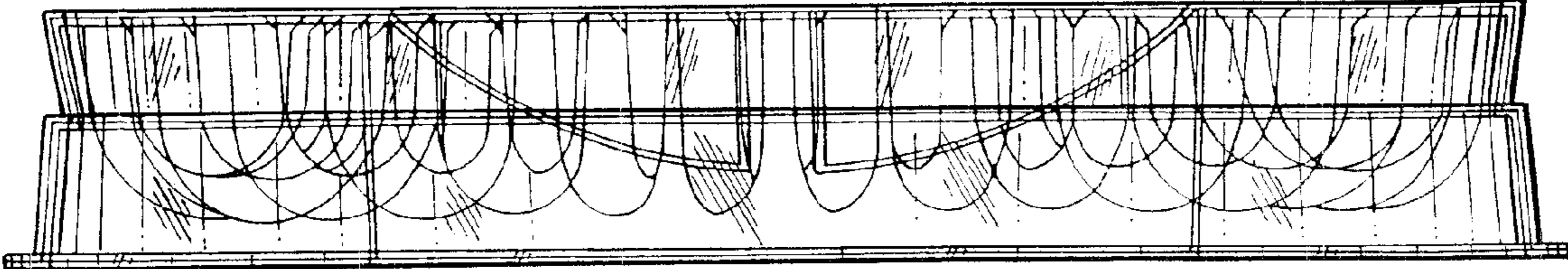
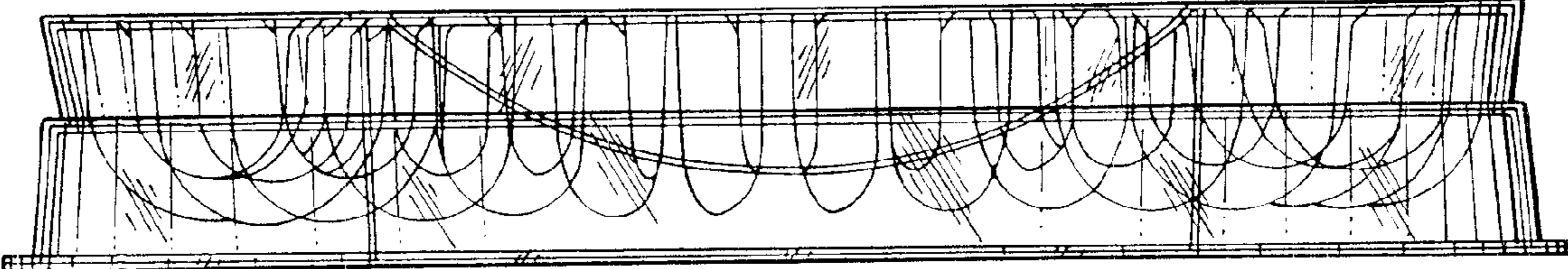


FIG. 1

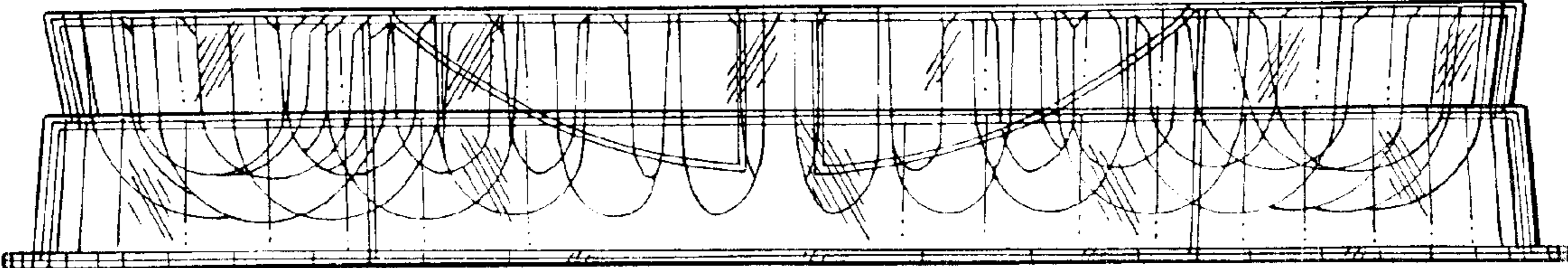
*FIG. 2*

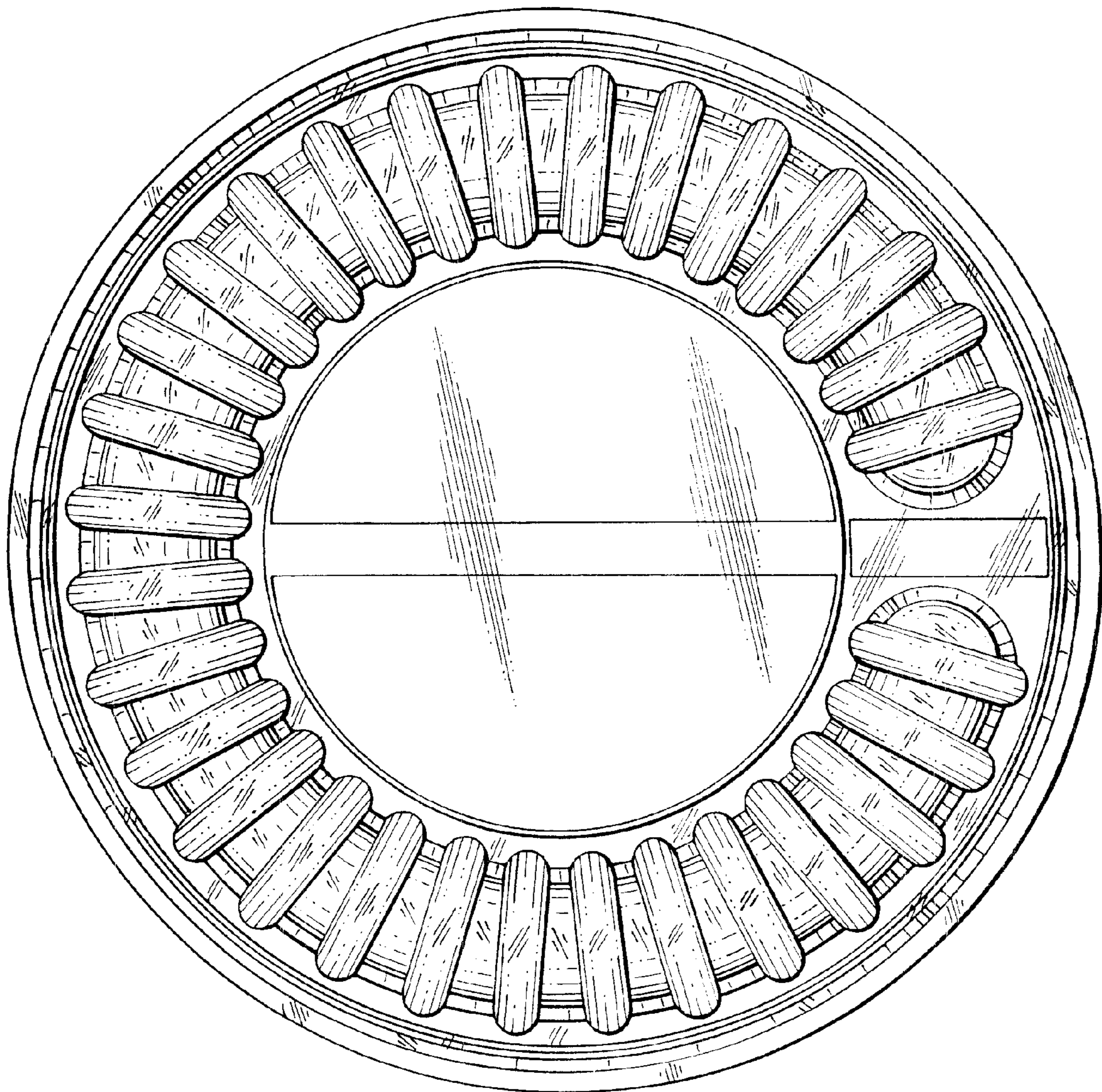


*FIG. 3*



*FIG. 4*





*FIG. 5*

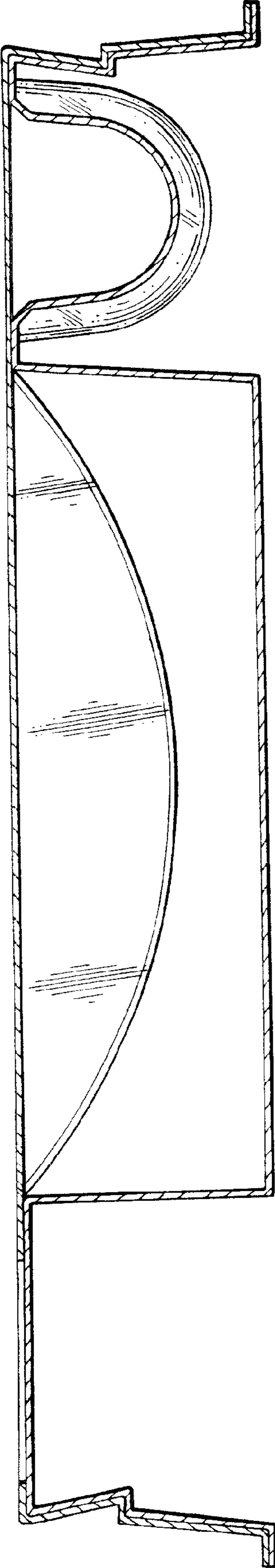


FIG. 6

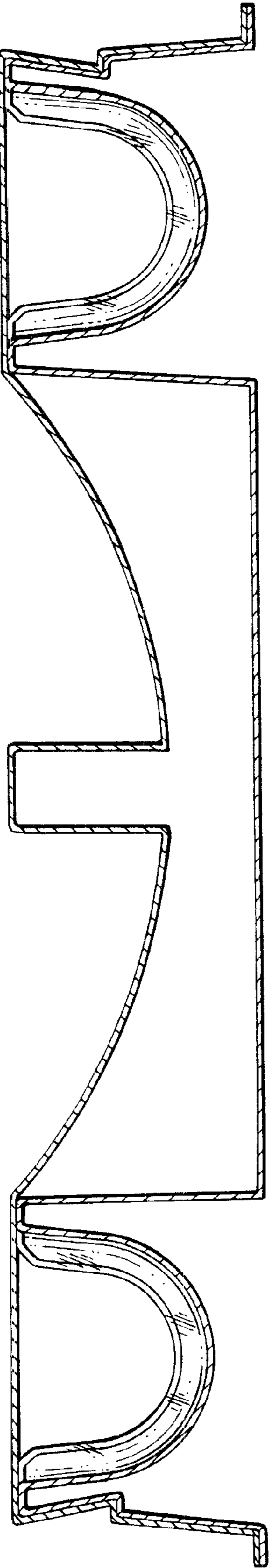


FIG. 7