



US00D514797S

(12) **United States Design Patent** (10) **Patent No.:** **US D514,797 S**  
**Gerber** (45) **Date of Patent:** **\*\* Feb. 14, 2006**

(54) **PORTION OF A SHOE UPPER**

(75) Inventor: **Marni L. Gerber**, West Linn, OR (US)

(73) Assignee: **Nike, Inc.**, Beaverton, OR (US)

(\*\*) Term: **14 Years**

(21) Appl. No.: **29/218,772**

(22) Filed: **Dec. 8, 2004**

(51) **LOC (8) Cl.** ..... **02-99**

(52) **U.S. Cl.** ..... **D2/972**

(58) **Field of Classification Search** ..... D2/902,  
D2/907, 908, 943, 944, 969, 972-974; 36/45,  
36/50.1, 77 M, 77 R, 83, 88, 113, 114, 126-131  
See application file for complete search history.

(56) **References Cited**

**U.S. PATENT DOCUMENTS**

D357,573 S	4/1995	Ng
D377,712 S	2/1997	Avar
D382,099 S	8/1997	Hoefl
D384,197 S	9/1997	Crowley
D385,406 S	10/1997	Doxey
D386,599 S	11/1997	LaRowe
D387,549 S	12/1997	Rusnak

(Continued)

**OTHER PUBLICATIONS**

Nike Footwear Catalog Fall 1996, p. 198, Published Dec. 1995.

Nike Footwear Catalog Fall 2000 (Red), p. W60, Published Nov. 1999.

Nike Footwear Catalog Late Spring 2001, p. W10, Published Sep. 2000.

Nike Footwear Catalog Fall 2001, pp. W91 & W39, Published Nov. 2000.

Nike Footwear Catalog Holiday 2001, p. M17, Published Feb. 2001.

Nike Footwear Catalog Spring 2002, p. W33, Published Jun. 2001.

Nike Footwear Catalog Late Spring 2002, p. M52, Published Sep. 2001.

Nike Footwear Catalog Spring 2003, pp. M47 & W65, Published Jun. 2002.

Nike Footwear Catalog Late Spring 2004, p. W13, Published Sep. 2003.

Nike Footwear Catalog Fall 2005, p. 6, Published Nov. 2004.

*Primary Examiner*—Dominic Simone

(74) *Attorney, Agent, or Firm*—Banner & Witcoff, Ltd.

(57) **CLAIM**

The ornamental design for a portion of a shoe upper, as shown and described.

**DESCRIPTION**

FIG. 1 is a front perspective view of a portion of a shoe upper showing my new design.

FIG. 2 is a rear perspective view thereof.

FIG. 3 is a side elevational view thereof.

FIG. 4 is a top plan view thereof.



FIG. 5 is another front perspective view thereof.

FIG. 6 is another rear perspective view thereof; and,

FIG. 7 is another side elevational view showing a second embodiment of my new design.

The uneven broken lines showing of the remainder of the shoe are for illustrative purposes only and form no part of the claimed design. The shading within the solid lines of FIG. 7 indicates a reflective surface.

**1 Claim, 6 Drawing Sheets**



# US D514,797 S

Page 2

---

## U.S. PATENT DOCUMENTS

D388,499 S	12/1997	Lucas	D440,757 S	4/2001	Doxey
D391,053 S	2/1998	Lucas	D447,620 S	9/2001	Matis
D391,054 S	2/1998	Vestuti	D447,859 S	9/2001	Matis
D395,944 S	7/1998	Avar	D451,269 S	12/2001	Burt
D398,762 S	9/1998	McDowell	D452,067 S	12/2001	Matis
D400,002 S	10/1998	Tong	D461,043 S	8/2002	Greene
D413,721 S	9/1999	Roth	D461,044 S	8/2002	McCourt
D417,774 S	12/1999	Hlavacs	D463,098 S	9/2002	Hui
D420,499 S	2/2000	Dolinsky	D474,010 S	5/2003	Gerber
D421,836 S	3/2000	Berend	D474,011 S	5/2003	Smith
D423,207 S	4/2000	Selbiger	D480,551 S	10/2003	Matis
D428,247 S	7/2000	Selbiger	D486,299 S	* 2/2004	Hawkins et al. .... D2/972
D430,723 S	9/2000	Kim	D495,868 S	9/2004	McDowell
D432,781 S	10/2000	Hardy	D496,153 S	9/2004	Morris
D440,390 S	4/2001	McCourt	D500,197 S	* 12/2004	Young ..... D2/972
D440,393 S	4/2001	Mervar	D501,985 S	* 2/2005	Lee ..... D2/972

\* cited by examiner




FIG. 1

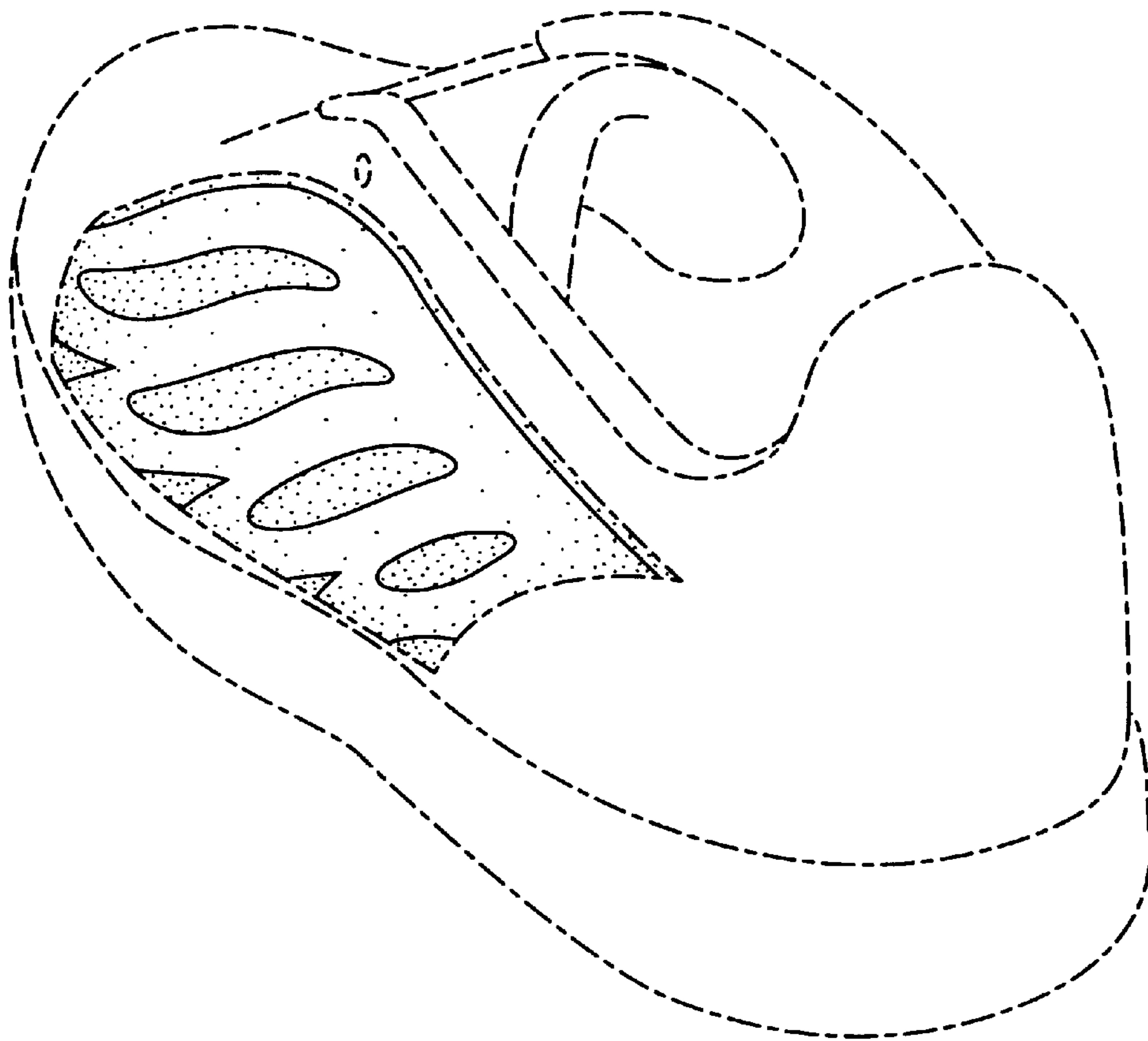


FIG. 2

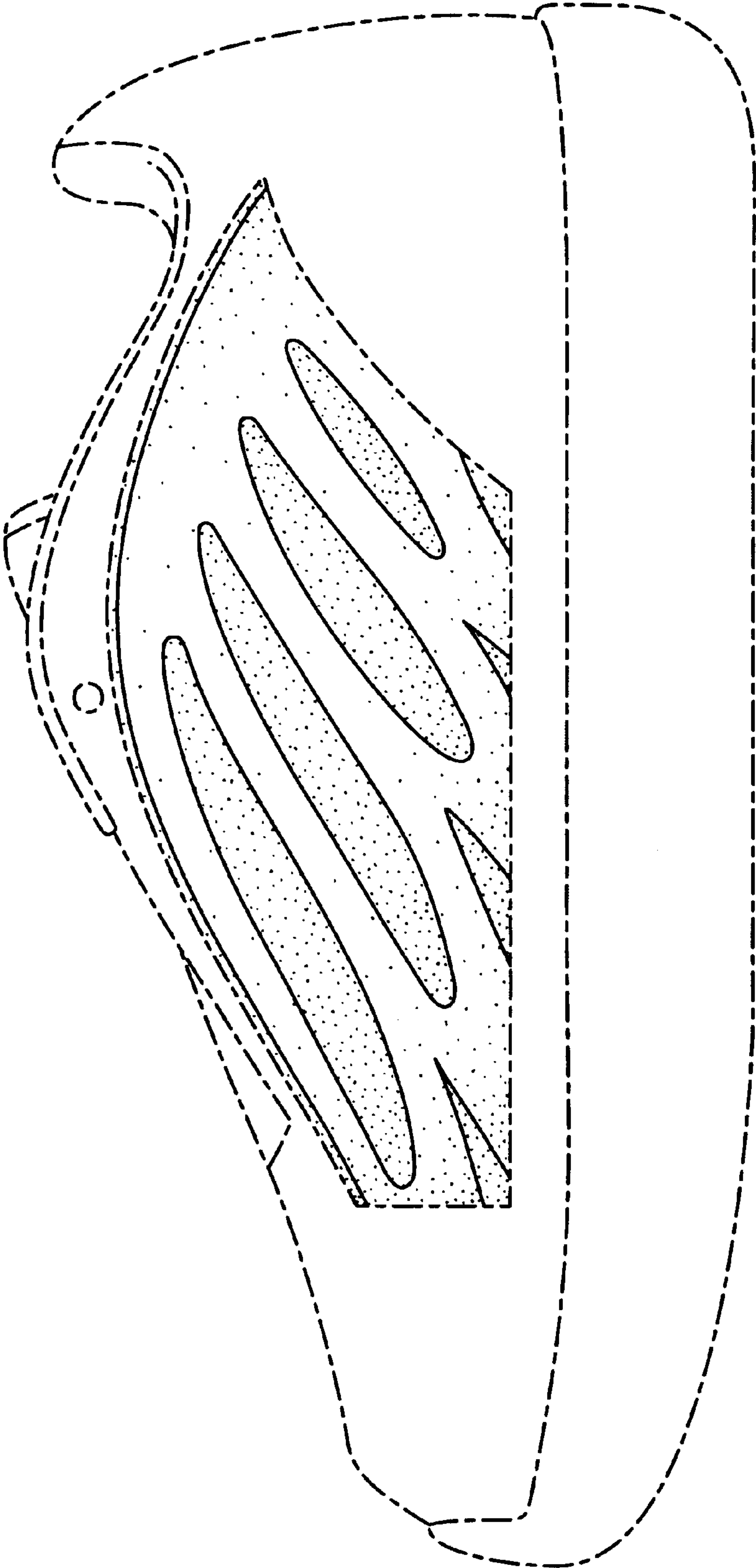


FIG. 3



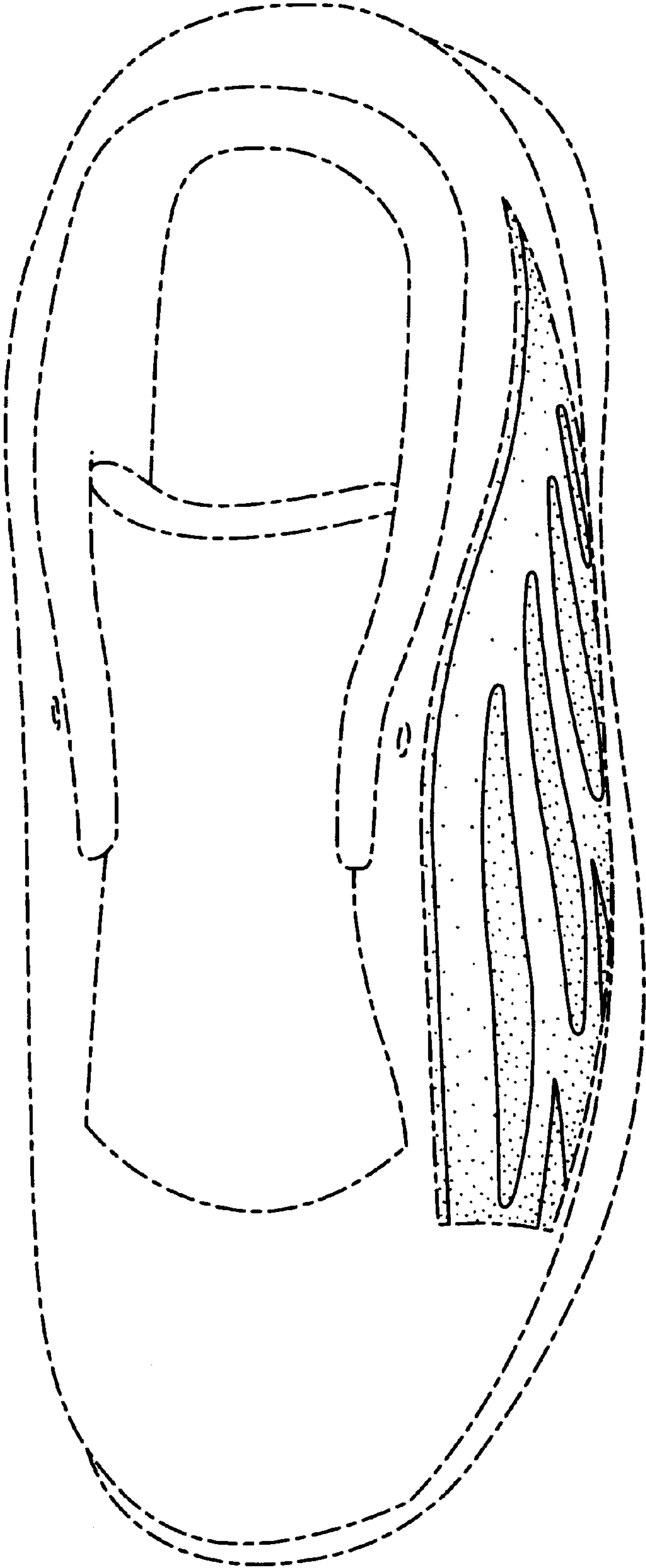


FIG. 4

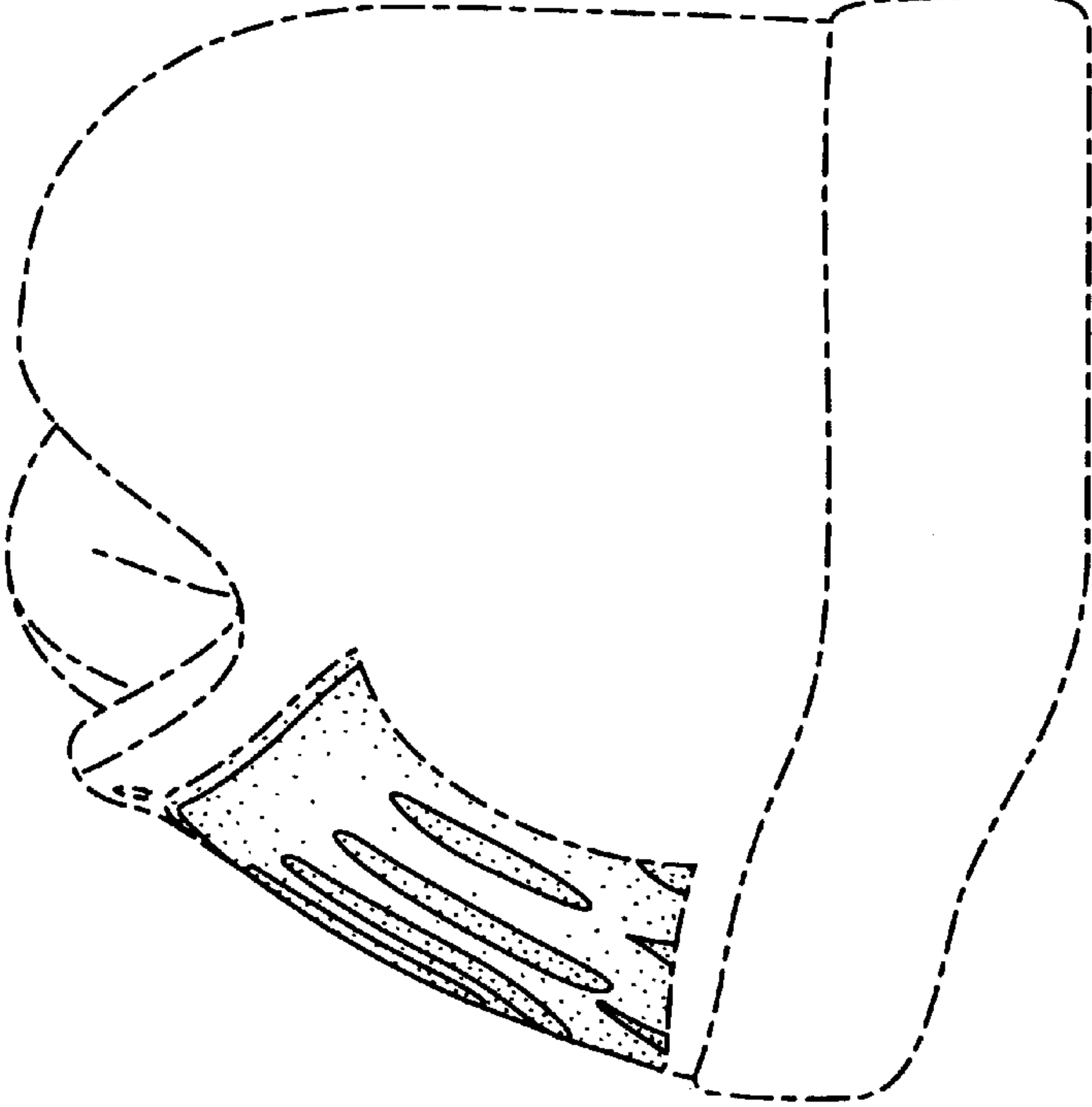


FIG. 6

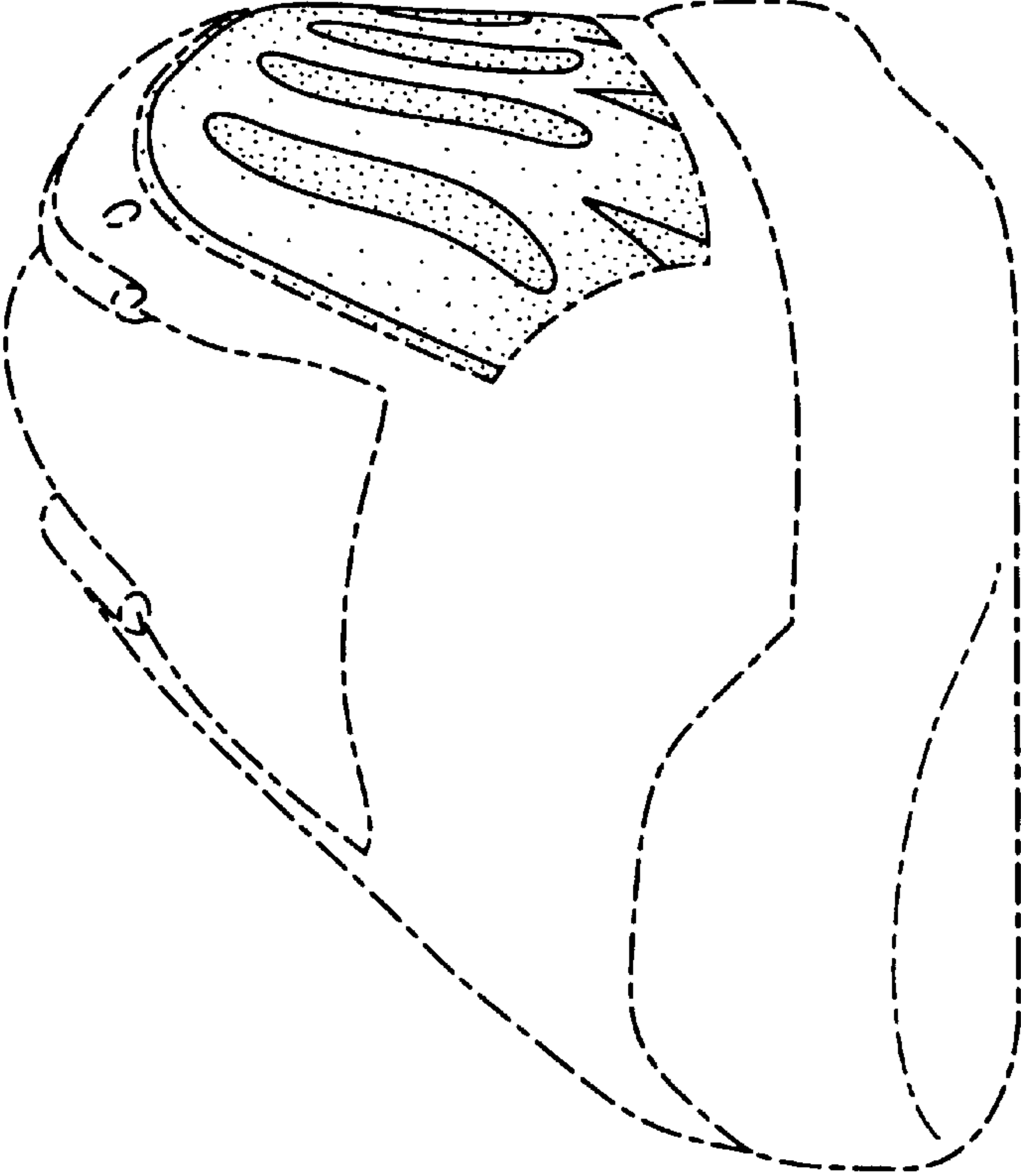


FIG. 5

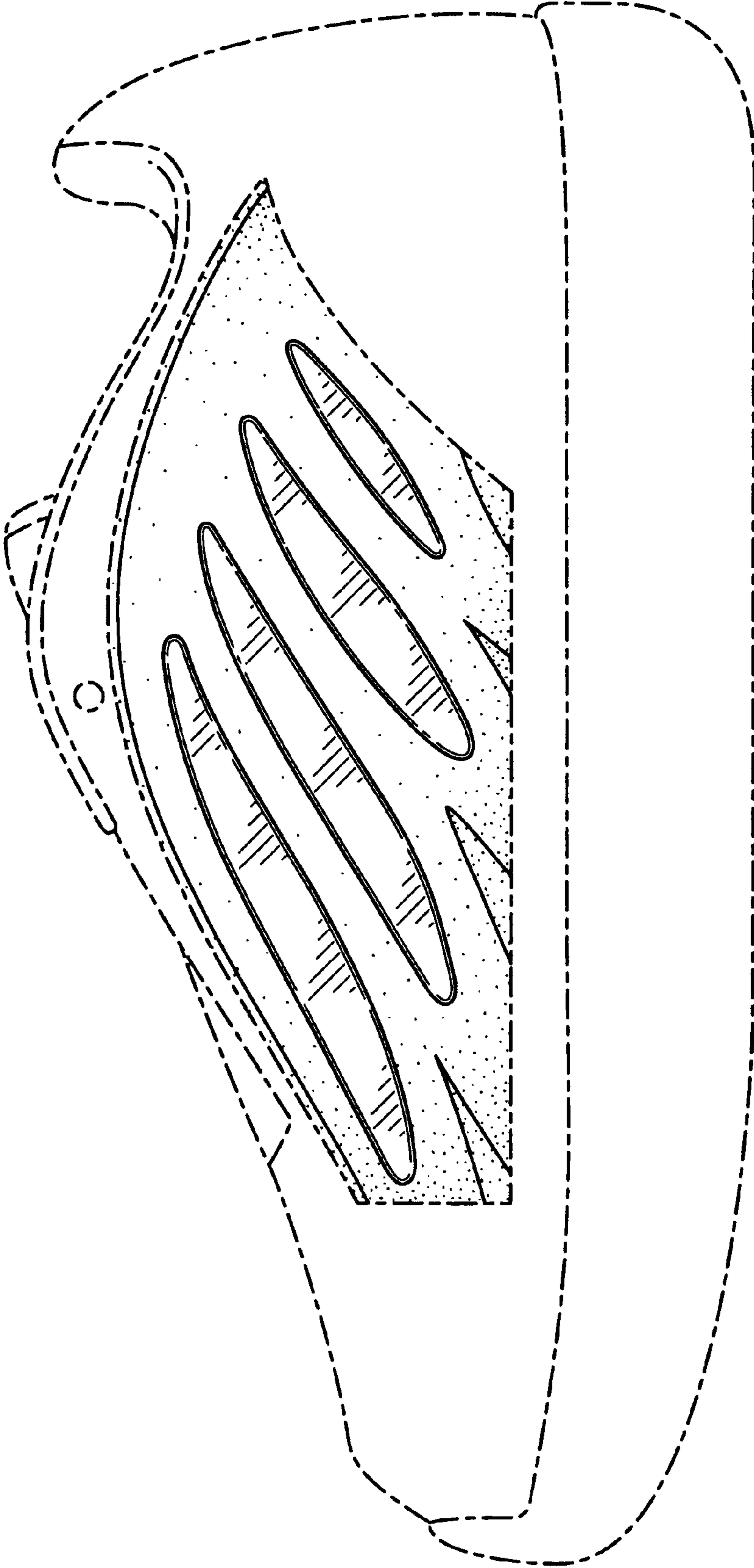


FIG. 7