



US00D514793S

(12) **United States Design Patent**  
**Corbi Rico**

(10) **Patent No.:** **US D514,793 S**  
(45) **Date of Patent:** **\*\* Feb. 14, 2006**

(54) **FOOTWEAR UPPER**

(75) Inventor: **Luis Enrique Corbi Rico, Gent (BE)**

(73) Assignee: **Wolverine World Wide, Inc.,  
Rockford, MI (US)**

(\*\*) Term: **14 Years**

(21) Appl. No.: **29/217,337**

(22) Filed: **Nov. 16, 2004**

(51) **LOC (8) Cl.** ..... **02-99**

(52) **U.S. Cl.** ..... **D2/969**

(58) **Field of Classification Search** ..... D2/903,  
D2/907, 908, 923, 924, 944, 969, 896, 900,  
D2/929; 36/8.1, 45, 50.1, 77 M, 77 R, 83,  
36/88, 113, 114, 115, 126-131

See application file for complete search history.

(56) **References Cited**

**U.S. PATENT DOCUMENTS**

D424,795 S	*	5/2000	Matis	.....	D2/969
D448,149 S	*	9/2001	Matis et al.	.....	D2/969
D458,442 S	*	6/2002	Matis	.....	D2/969
D503,519 S	*	4/2005	Della Valle	.....	D2/907

**OTHER PUBLICATIONS**

Merrell Spring 2004 Catalog, pp 28, 49.

Merrell Spring 2002 Catalog, p. 40.

\* cited by examiner

*Primary Examiner*—Dominic Simone

(74) *Attorney, Agent, or Firm*—Warner Norcross & Judd

(57) **CLAIM**

The ornamental design for footwear upper, as shown and described.

**DESCRIPTION**

FIG. 1 is a perspective view of the footwear upper embodying the new design;

FIG. 2 is a top plan view thereof;

FIG. 3 is a right side elevational view thereof;

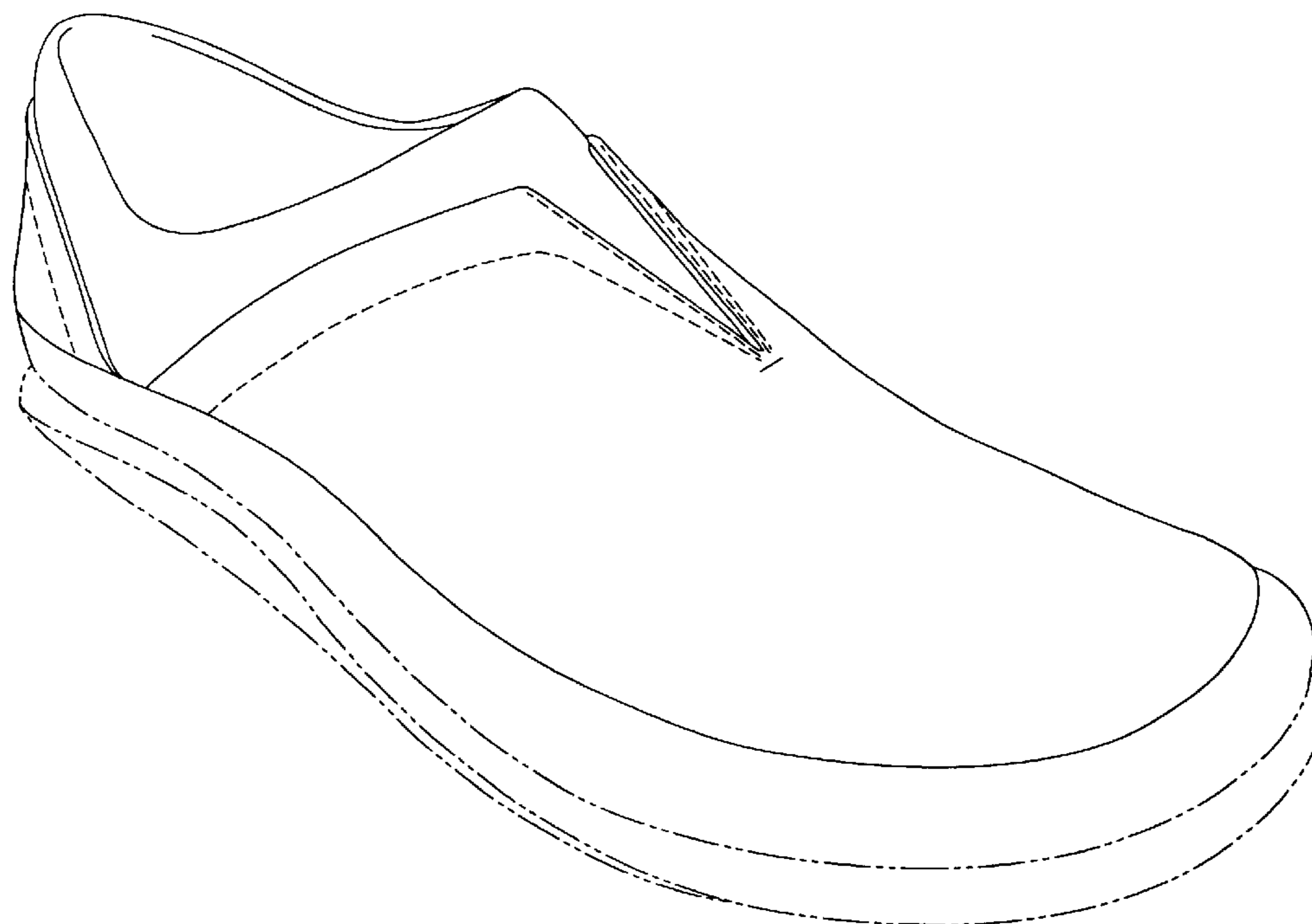
FIG. 4 is a left side elevational view thereof;

FIG. 5 is a front elevational view thereof; and,

FIG. 6 is a rear elevational view thereof.

FIGS. 1-6 show features of an article of footwear in phantom lines. These features are shown for environmental purposes and do not form any part of the claimed design. Further, the phantom lines immediately adjacent the solid-line portions of the design form the boundary of the design, with the phantom lines forming no part of the claimed design.

**1 Claim, 4 Drawing Sheets**



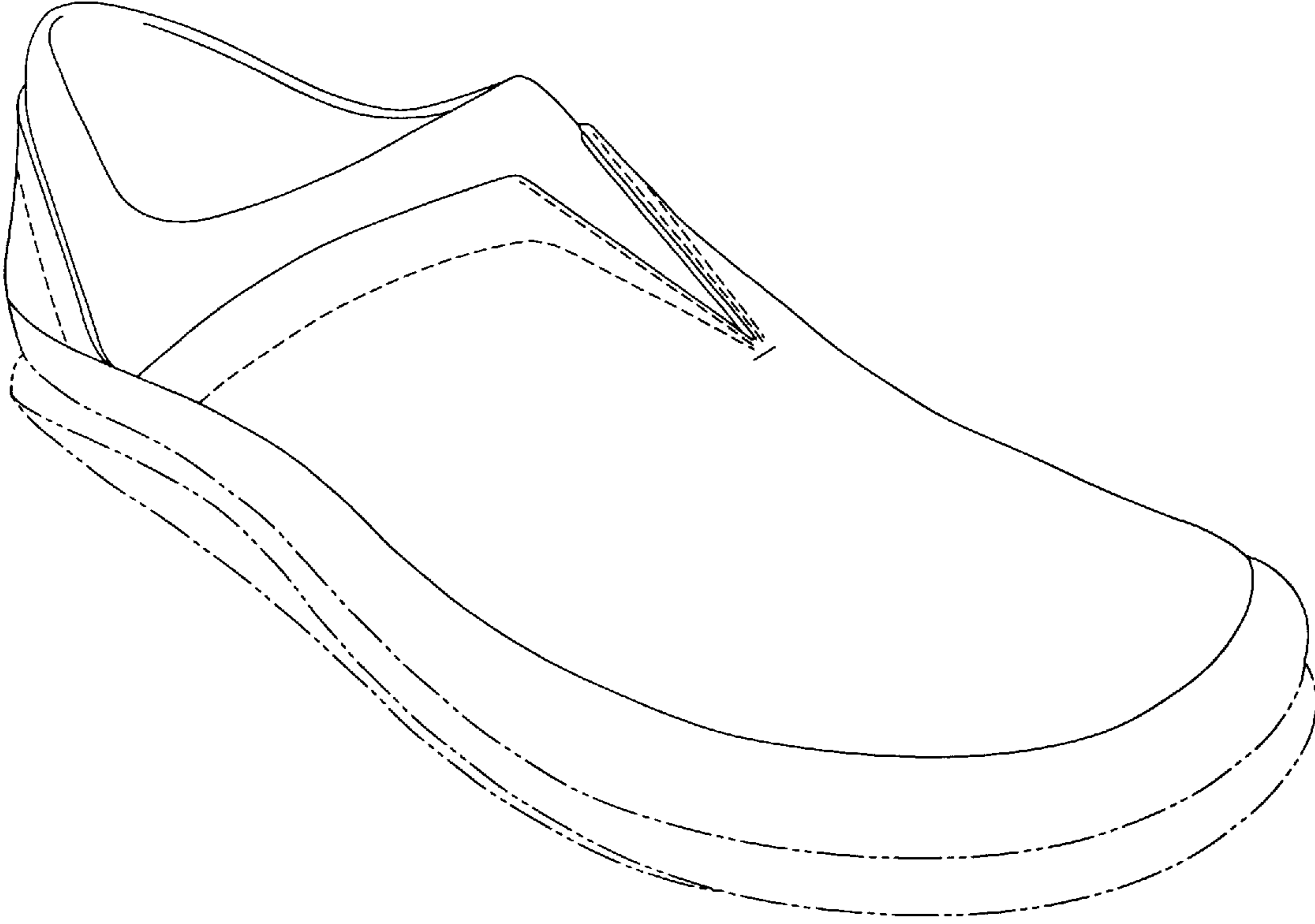


Fig. 1

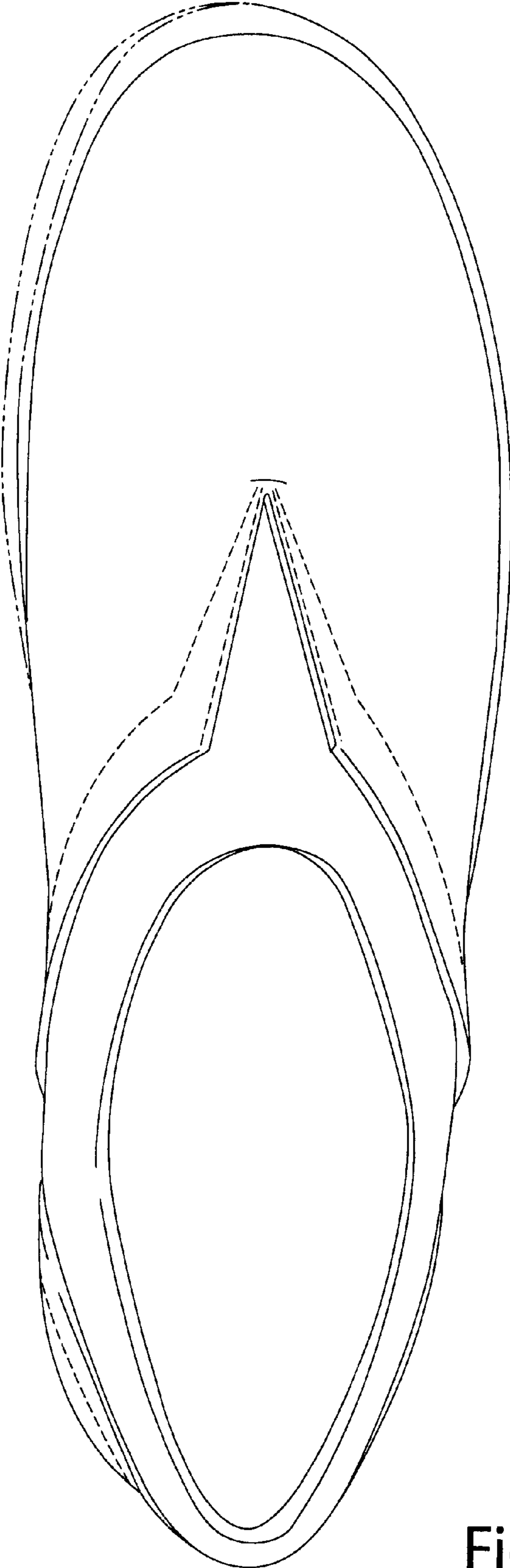


Fig. 2




Fig. 3




Fig. 4

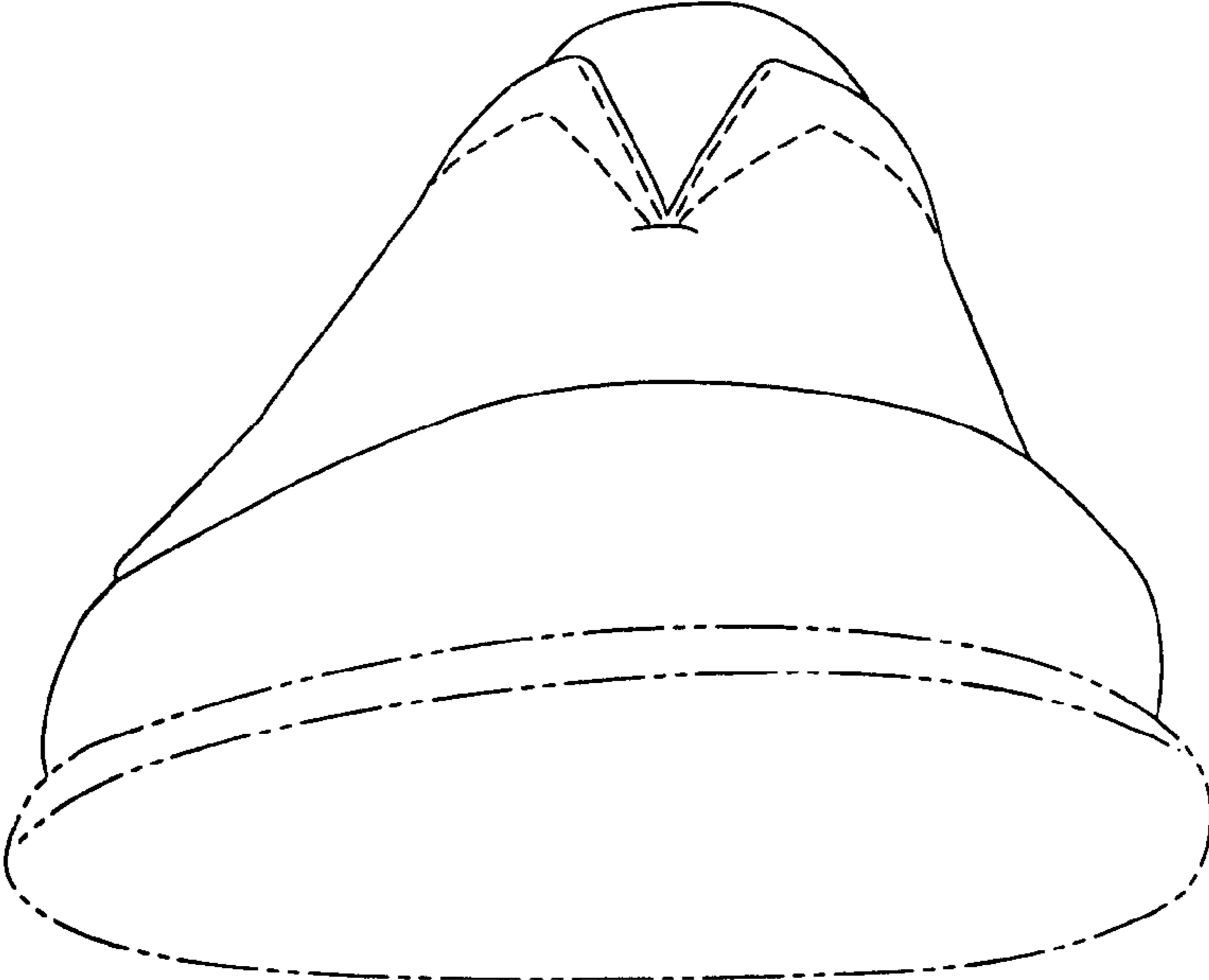


Fig. 5

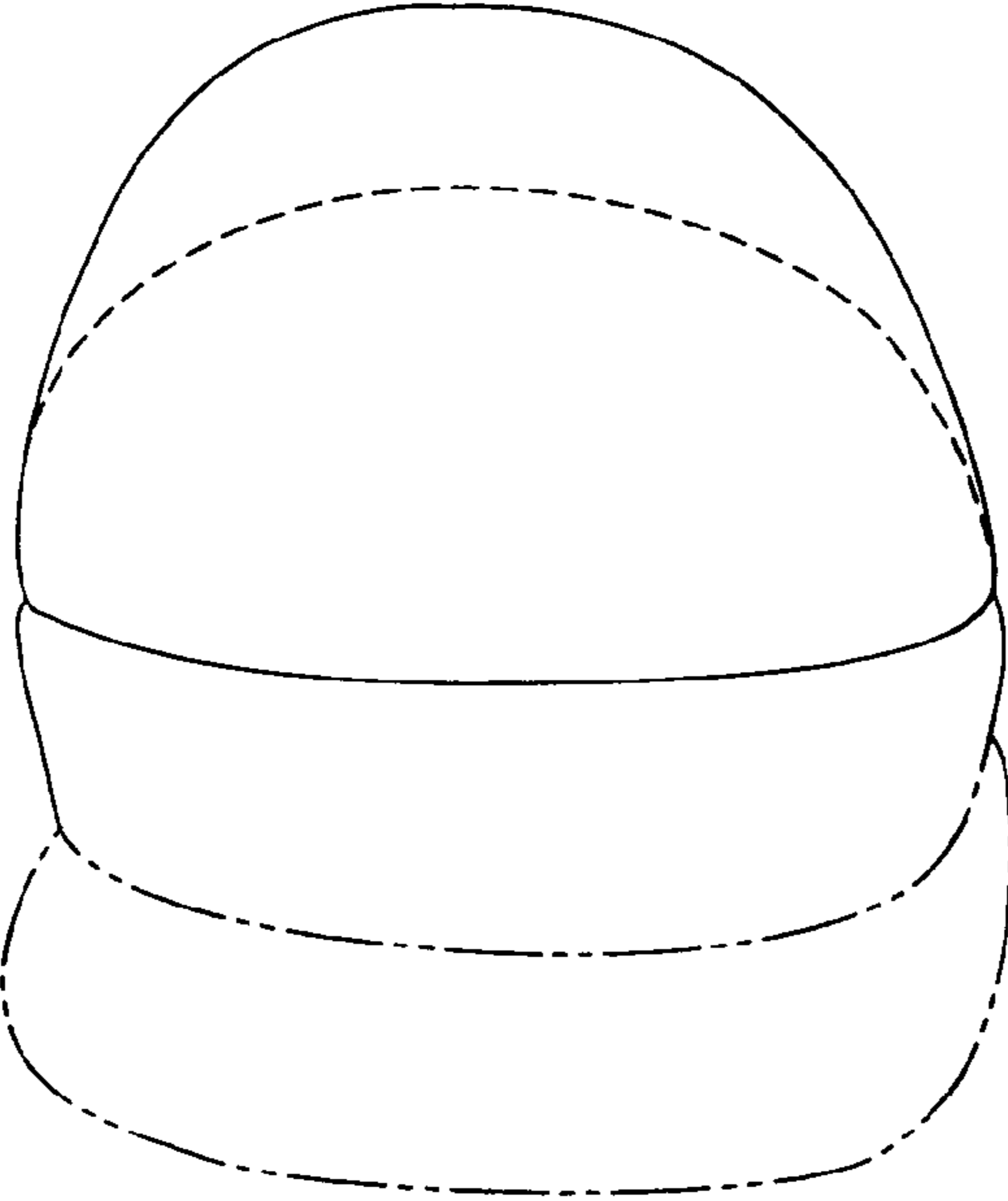


Fig. 6