



US00D514788S

(12) **United States Design Patent**  
**Schoenborn et al.**

(10) **Patent No.: US D514,788 S**  
(45) **Date of Patent: \*\* Feb. 14, 2006**

(54) **FOOTWEAR UPPER**

D492,472 S \* 7/2004 Ortuno Santa ..... D2/902

(75) Inventors: **Mary L. Schoenborn**, Rockford, MI (US); **Grant A. Urie**, Shelburne, VT (US)

**OTHER PUBLICATIONS**

Merrell Fall 2004 Catalog, p. 11.  
Wolverine Catalog, p. 3.

(73) Assignee: **Wolverine World Wide, Inc.**, Rockford, MI (US)

\* cited by examiner

(\*\*) Term: **14 Years**

*Primary Examiner*—Dominic Simone

(74) *Attorney, Agent, or Firm*—Warner Norcross & Judd

(21) Appl. No.: **29/217,166**

(57) **CLAIM**

(22) Filed: **Nov. 12, 2004**

The ornamental design for footwear upper, as shown and described.

(51) **LOC (8) Cl.** ..... **02-99**

**DESCRIPTION**

(52) **U.S. Cl.** ..... **D2/969**

(58) **Field of Classification Search** ..... D2/902,  
D2/907, 908, 943, 944, 969, 972-974, 909-912;  
36/45, 50.1, 77 M, 77 R, 83, 88, 113, 114,  
36/126-131

See application file for complete search history.

FIG. 1 is a perspective view of the footwear upper embodying the new design;  
FIG. 2 is a top plan view thereof;  
FIG. 3 is a right side elevational view thereof;  
FIG. 4 is a left side elevational view thereof;  
FIG. 5 is a front elevational view thereof; and,  
FIG. 6 is a rear elevational view thereof.

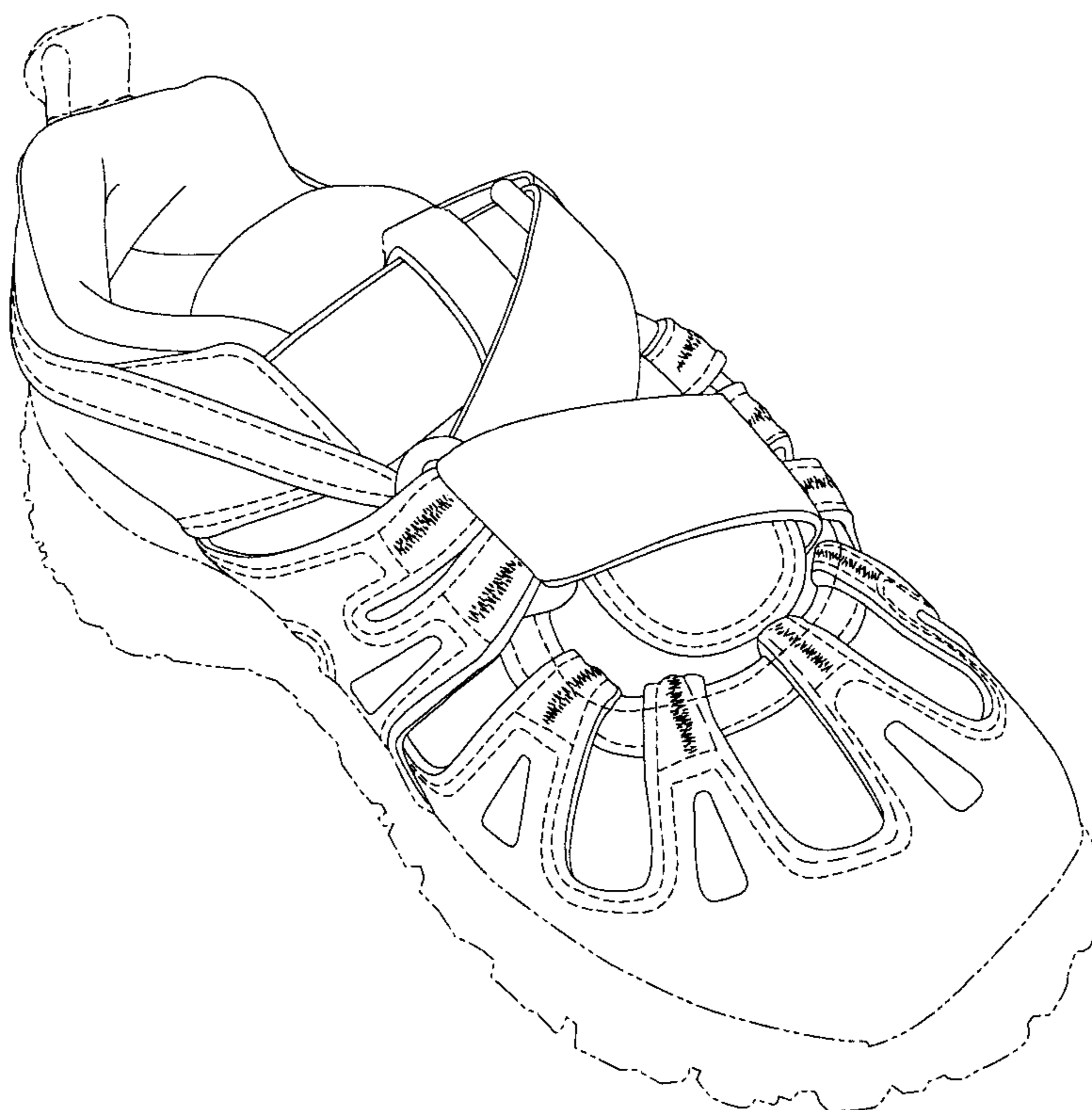
(56) **References Cited**

**U.S. PATENT DOCUMENTS**

D342,600 S	*	12/1993	Hatfield et al.	.....	D2/969
D342,821 S	*	1/1994	Avar	.....	D2/969
D351,723 S	*	10/1994	Bevier	.....	D2/969
D359,238 S	*	6/1995	Sifling	.....	D2/969
D365,438 S	*	12/1995	Orzeck	.....	D2/969
D367,952 S	*	3/1996	Shea	.....	D2/908
D444,936 S	*	7/2001	Matis et al.	.....	D2/969
D473,702 S	*	4/2003	Burg et al.	.....	D2/969

FIGS. 1-6 show features of an article of footwear in phantom lines. These features are shown for environmental purposes and do not form any part of the claimed design. Further, the phantom lines immediately adjacent the solid-line portions of the design form the boundary of the design, with the phantom lines forming no part of the claimed design.

**1 Claim, 4 Drawing Sheets**



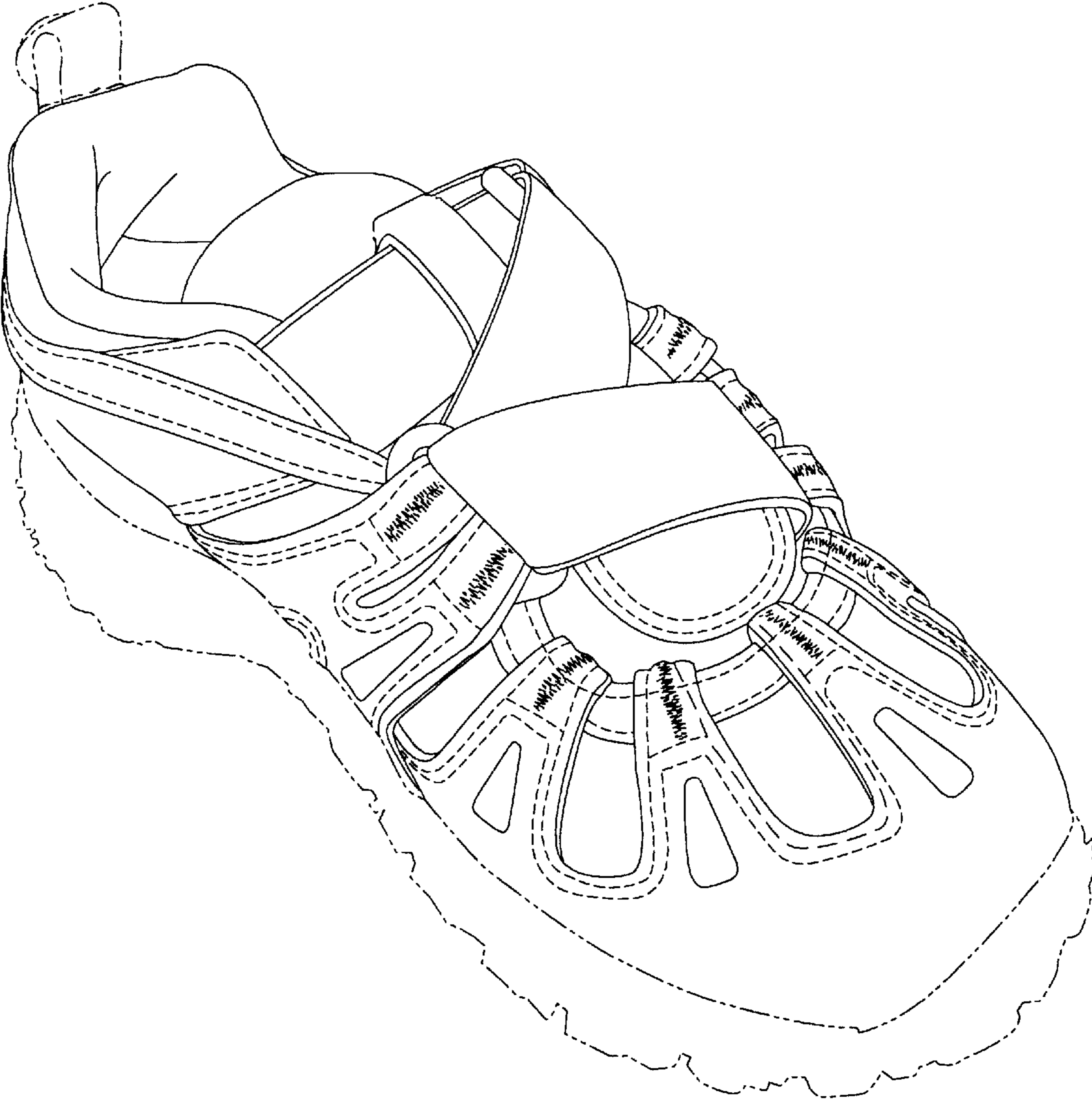


Fig. 1

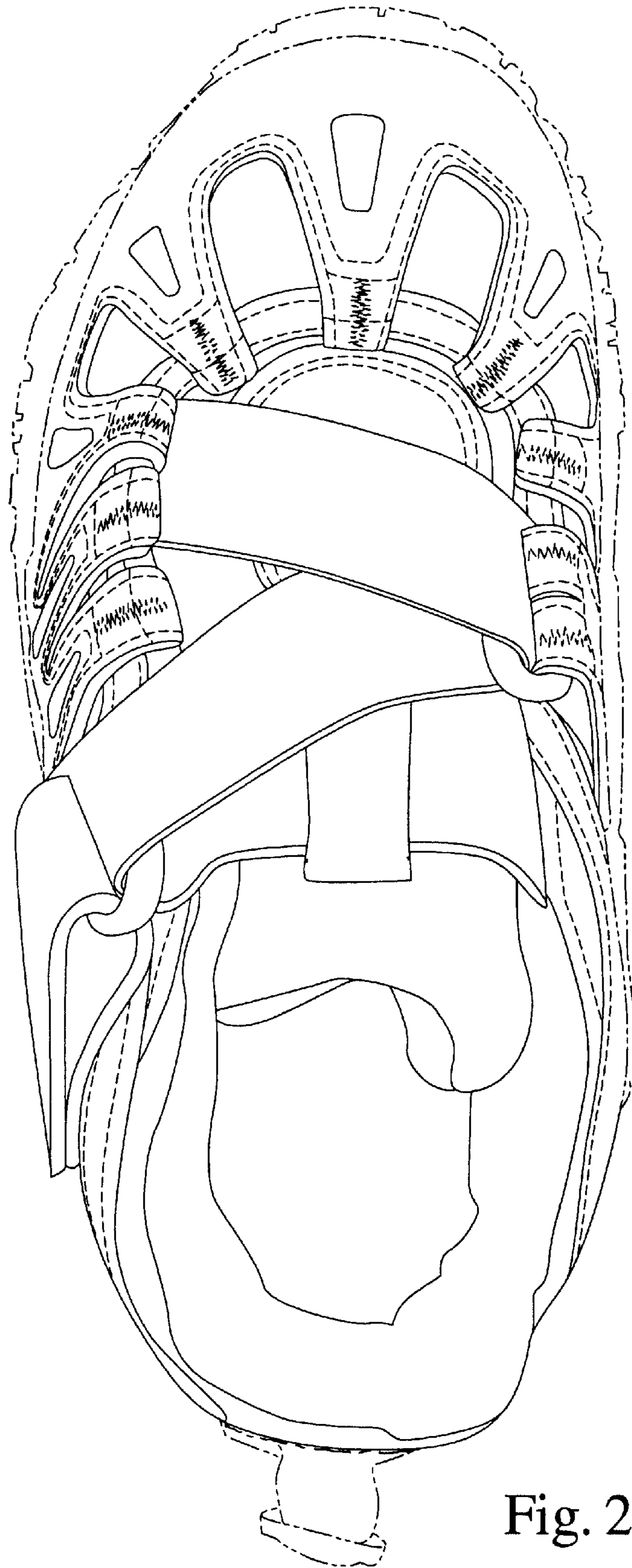


Fig. 2

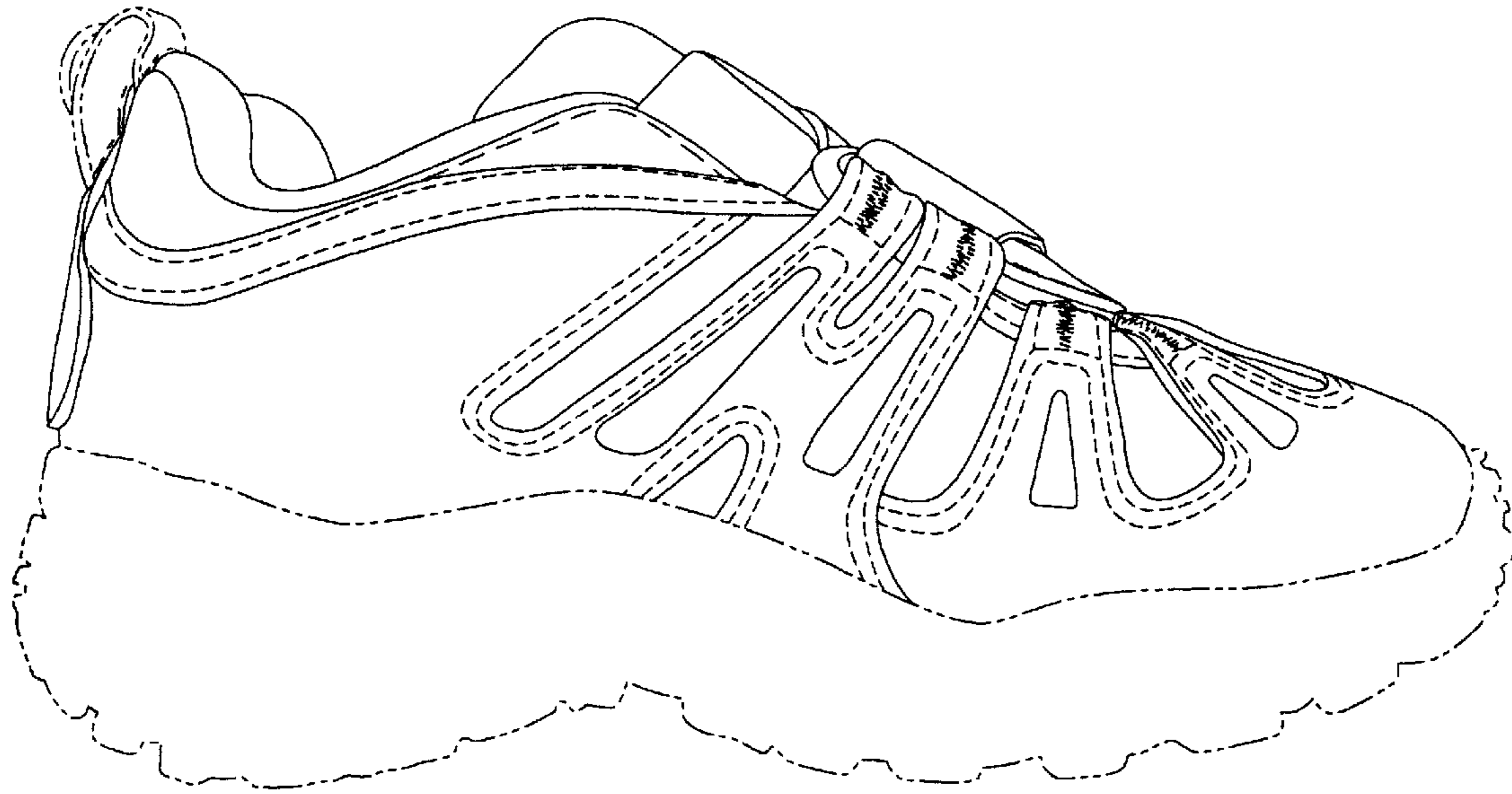


Fig. 3




Fig. 4

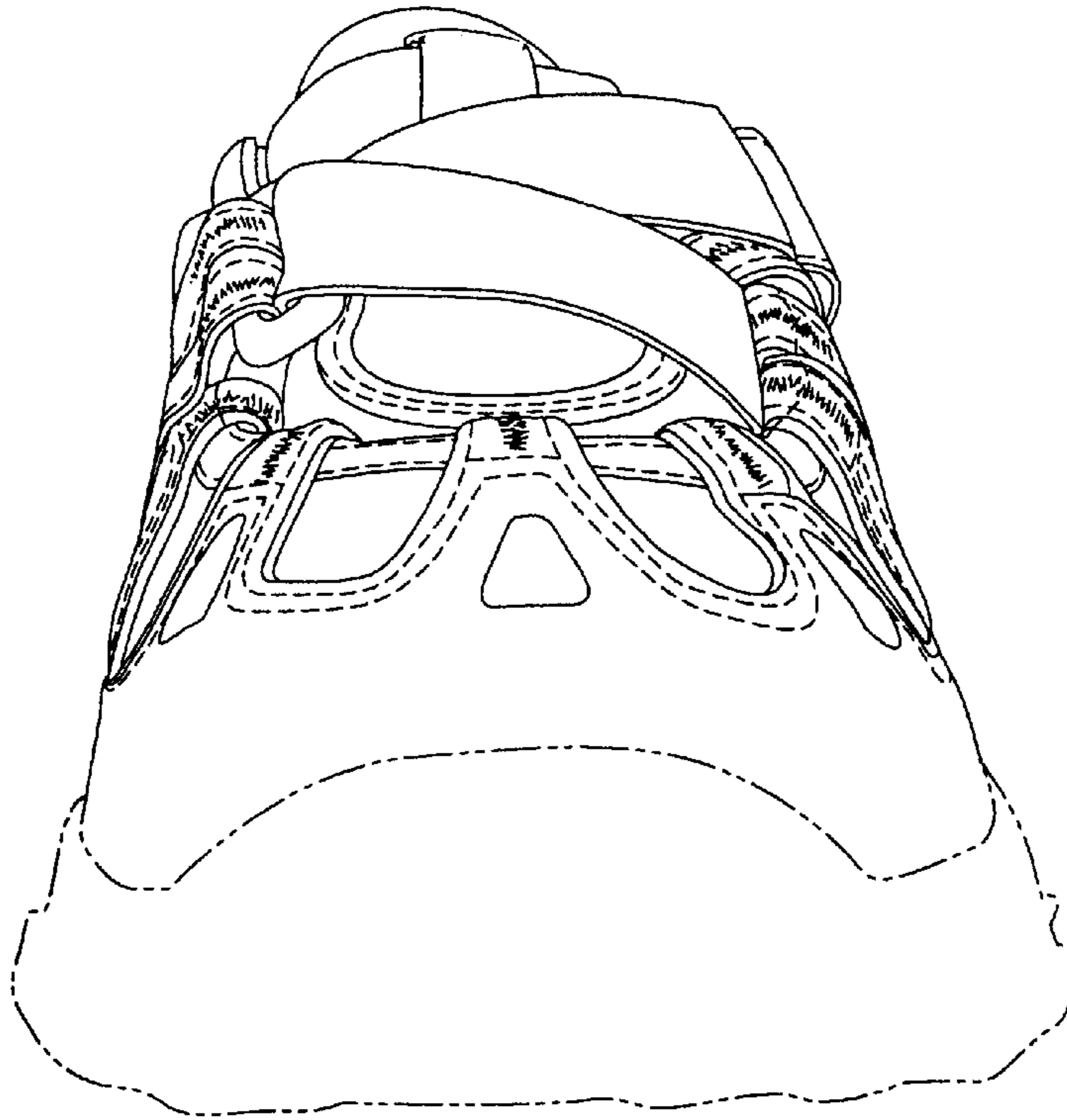


Fig. 5

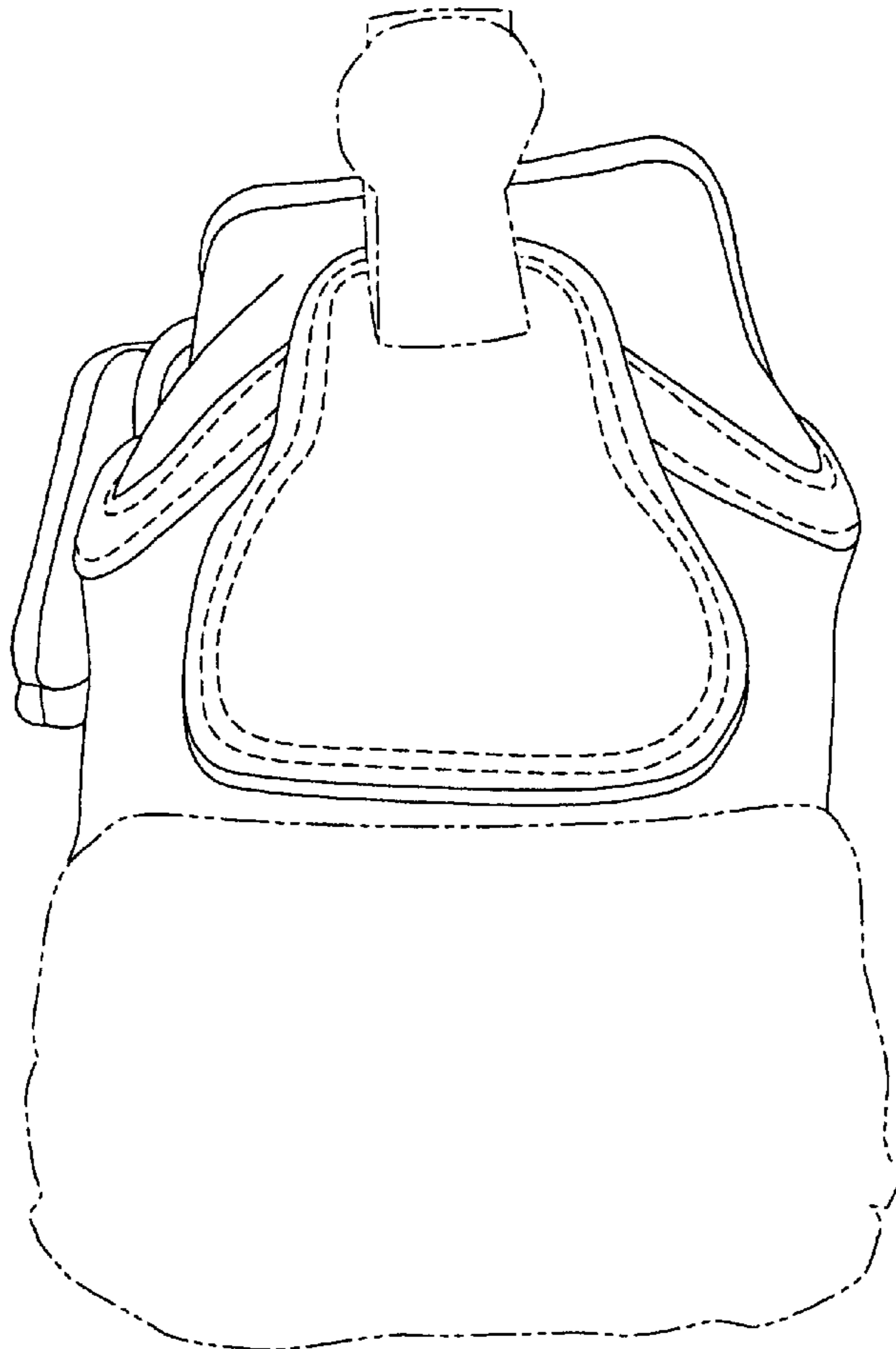


Fig. 6