



US00D514771S

(12) **United States Design Patent**  
**Jaeger**

(10) **Patent No.:** **US D514,771 S**

(45) **Date of Patent:** **\*\* Feb. 14, 2006**

(54) **GLOVE PALM PATTERN**

D468,074 S \* 1/2003 Votel ..... D2/619

(75) Inventor: **Eric M. Jaeger**, Manhattan Beach, CA  
(US)

\* cited by examiner

(73) Assignee: **Ironelad Performance Wear Corp.**,  
Los Angeles, CA (US)

*Primary Examiner*—Robert A. Delehanty

(74) *Attorney, Agent, or Firm*—Irvine Keschner

(\*\*) Term: **14 Years**

(57) **CLAIM**

The ornamental design for a glove palm pattern, as shown.

(21) Appl. No.: **29/212,138**

**DESCRIPTION**

(22) Filed: **Aug. 27, 2004**

(51) **LOC (8) Cl.** ..... **02-06**

FIG. 1 is a front plan view of the right hand glove of the present invention;

(52) **U.S. Cl.** ..... **D2/623**

FIG. 2 is a left side view of the design shown in FIG. 1;

(58) **Field of Classification Search** ..... D2/610,  
D2/616-621, 623; D24/190; D29/113, 116.2,  
D29/117.1, 117.2, 123; 2/16, 20, 159, 160,  
2/161.1-161.8

FIG. 3 is a right side view of the design shown in FIG. 1;

FIG. 4 is a top view of the design shown in FIG. 1; and,

FIG. 5 is a bottom view of the design of the present invention.

See application file for complete search history.

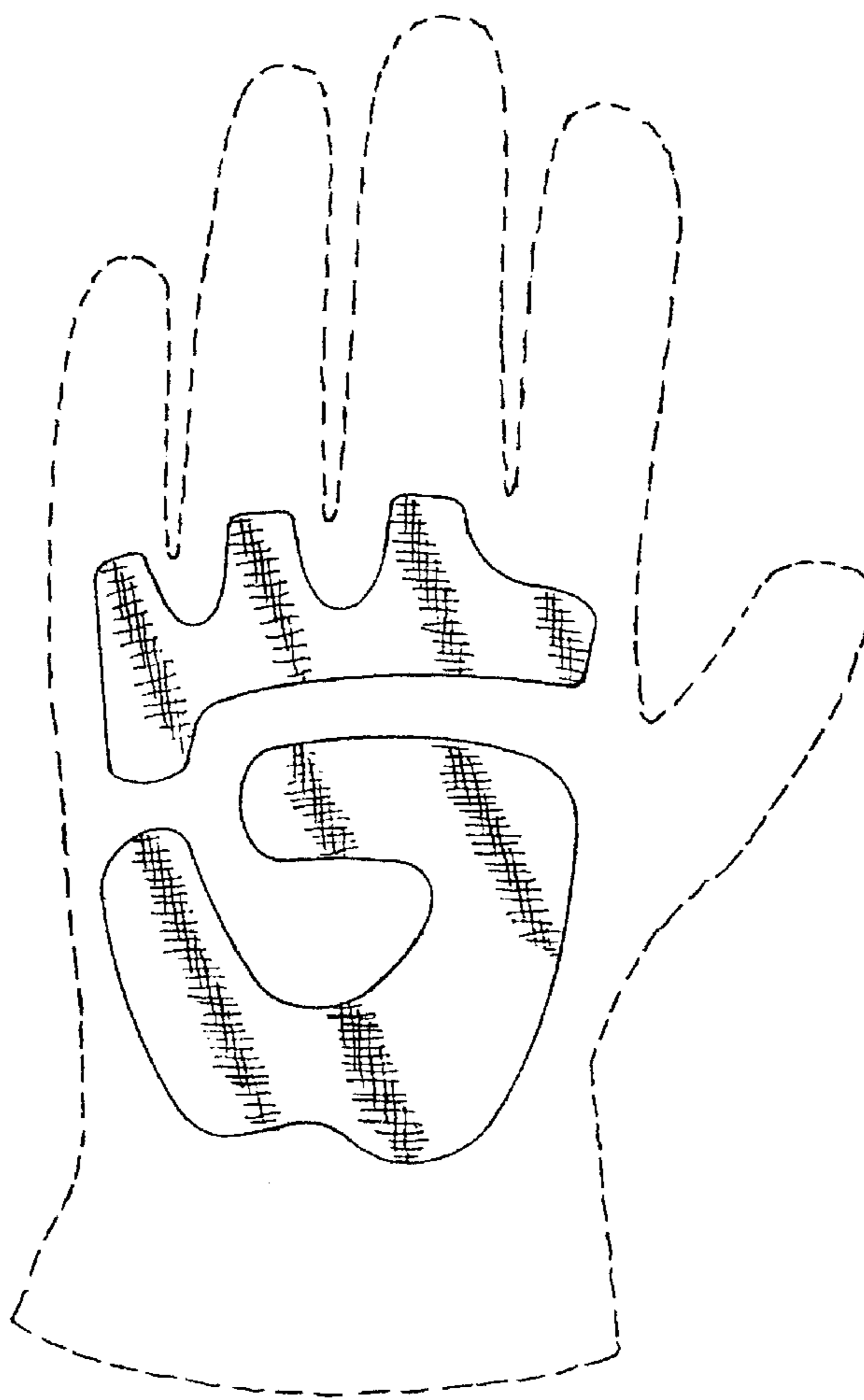
The broken line showing of a glove is for illustrative purposes only and forms no part of the claimed design.

(56) **References Cited**

**U.S. PATENT DOCUMENTS**

4,094,014 A \* 6/1978 Schroeder ..... D29/117.1

**1 Claim, 1 Drawing Sheet**



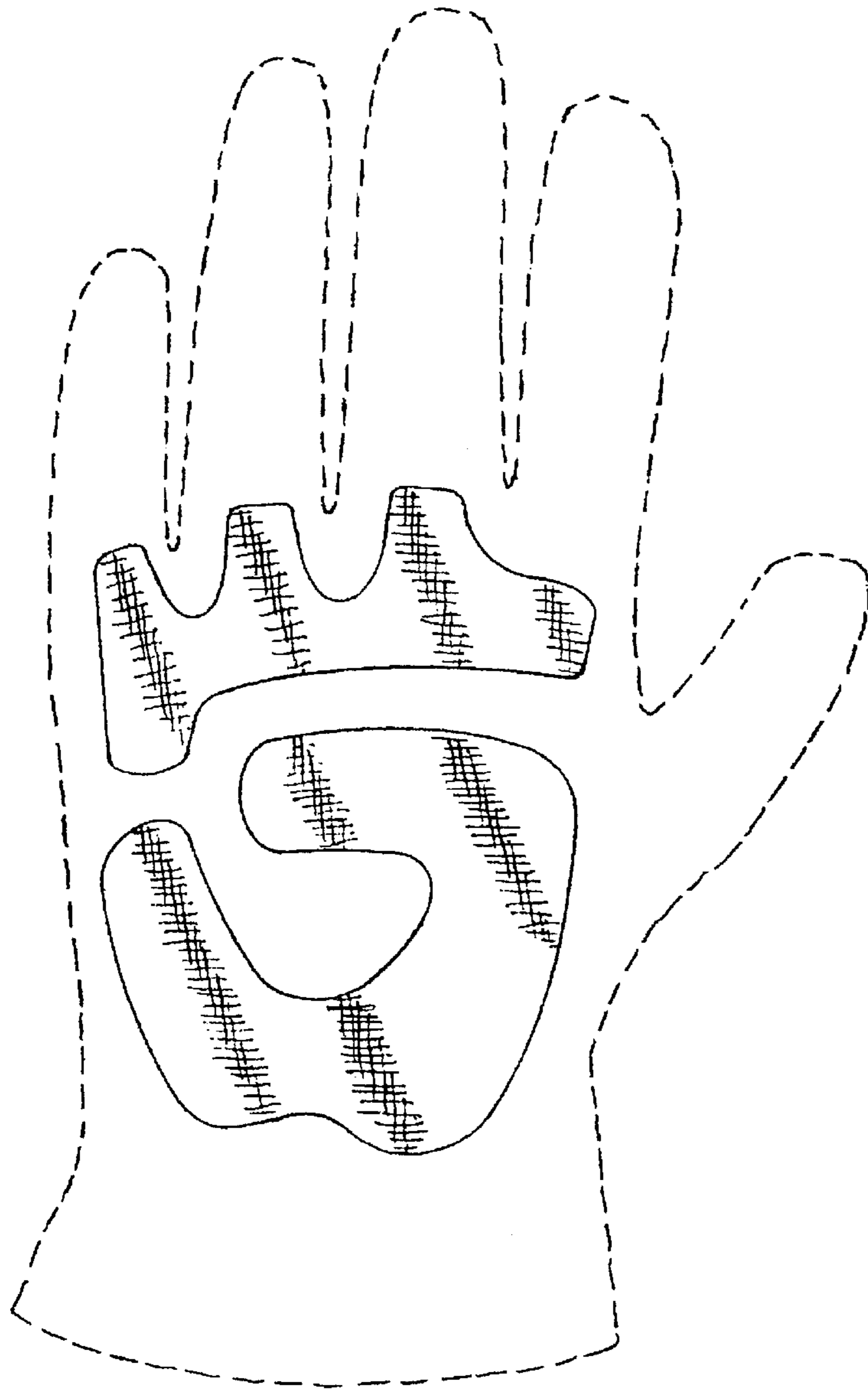


FIG. 1

FIG. 2



FIG. 3



FIG. 4




FIG. 5