



US00D514765S

(12) **United States Design Patent** (10) **Patent No.:** **US D514,765 S**  
**Dretzka** (45) **Date of Patent:** **\*\* Feb. 7, 2006**

(54) **SINK CUSHION MAT**

(75) Inventor: **Philip C. Dretzka**, Cleveland Heights, OH (US)

(73) Assignee: **InterDesign, Inc.**, Solon, OH (US)

(\*\*) Term: **14 Years**

(21) Appl. No.: **29/219,360**

(22) Filed: **Dec. 16, 2004**

(51) **LOC (8) Cl.** ..... **07-05**

(52) **U.S. Cl.** ..... **D32/57**

(58) **Field of Classification Search** ..... D6/582-583,  
D6/585-587; D32/55, 57; 4/657, 581-583;  
15/215-217

See application file for complete search history.

(56) **References Cited**

**U.S. PATENT DOCUMENTS**

D118,716 S	*	1/1940	Zito	.....	D6/585
D158,712 S	*	5/1950	Breneman	.....	D6/583
2,507,877 A	*	5/1950	Babcock	.....	4/658
D186,708 S	*	11/1959	Bliss	.....	D32/57
4,894,875 A	*	1/1990	Oxley et al.	.....	4/657
5,647,073 A	*	7/1997	Dorber, Sr.	.....	4/657

**OTHER PUBLICATIONS**

*2002 bath housewares storage*, pp. 46-49, InterDesign, Inc. product brochure, 2002 (with front and back covers).

*1998 housewares*, pp. 2 & 3, InterDesign, Inc. product brochure, 1998 (with front and back covers).

\* cited by examiner

*Primary Examiner*—Holly H. Baynham

(74) *Attorney, Agent, or Firm*—D. Peter Hochberg; Sean Mellino; Katherine R. Vieyra

(57) **CLAIM**

The ornamental design for a sink cushion mat, as shown and described.

**DESCRIPTION**

FIG. 1 is a perspective view of the sink cushion mat according to the invention;

FIG. 2 is a front view of the sink cushion mat as shown in FIG. 1;

FIG. 3 is a top view of the sink cushion mat as shown in FIG. 1;

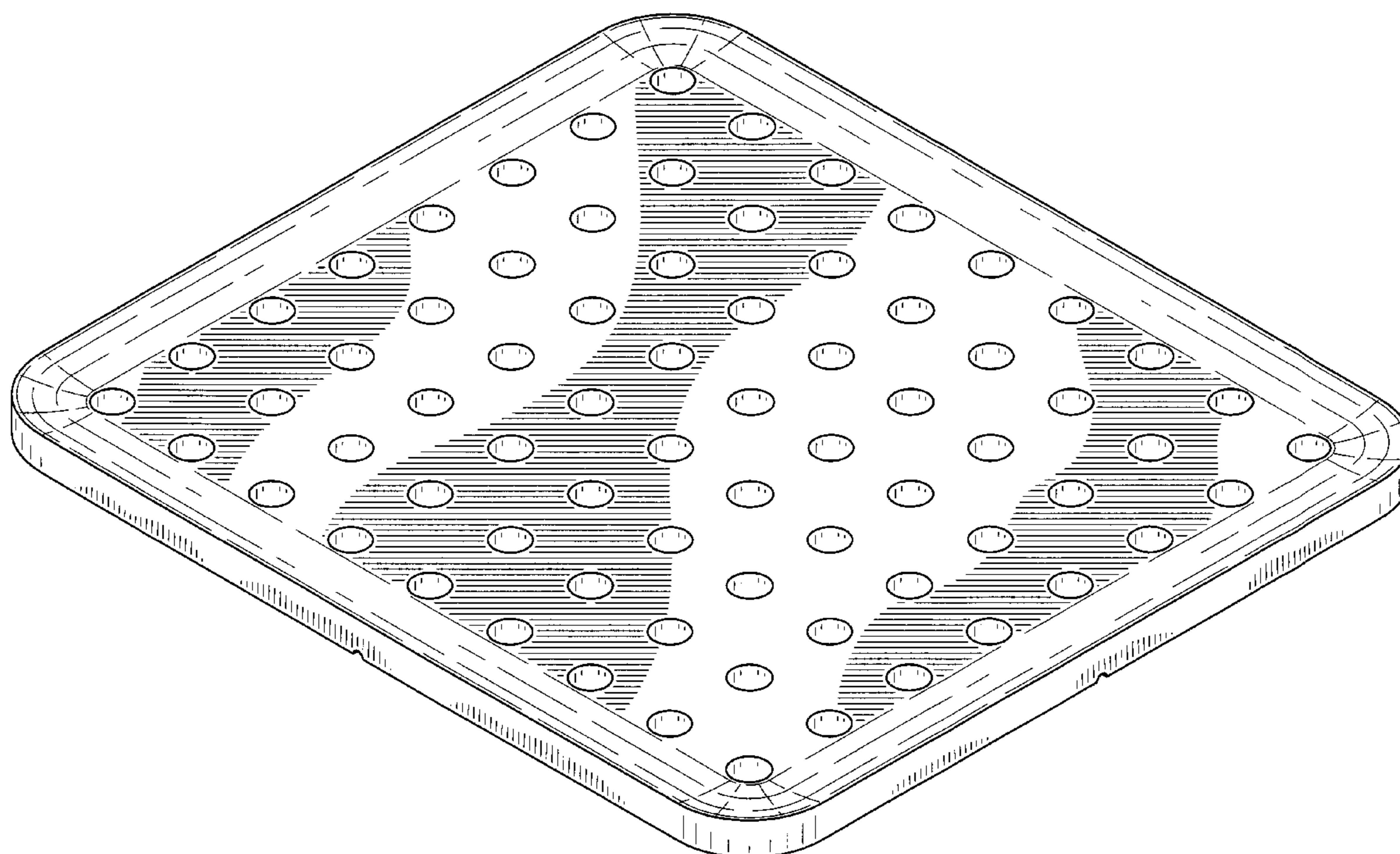
FIG. 4 is a side view of the sink cushion mat as shown in FIG. 1;

FIG. 5 is a side view of the sink cushion mat as shown in FIG. 1, viewed from the opposite side of that shown in FIG. 4;

FIG. 6 is a bottom view of the sink cushion mat as shown in FIG. 1; and,

FIG. 7 is a rear view of the sink cushion mat as shown in FIG. 1.

**1 Claim, 4 Drawing Sheets**



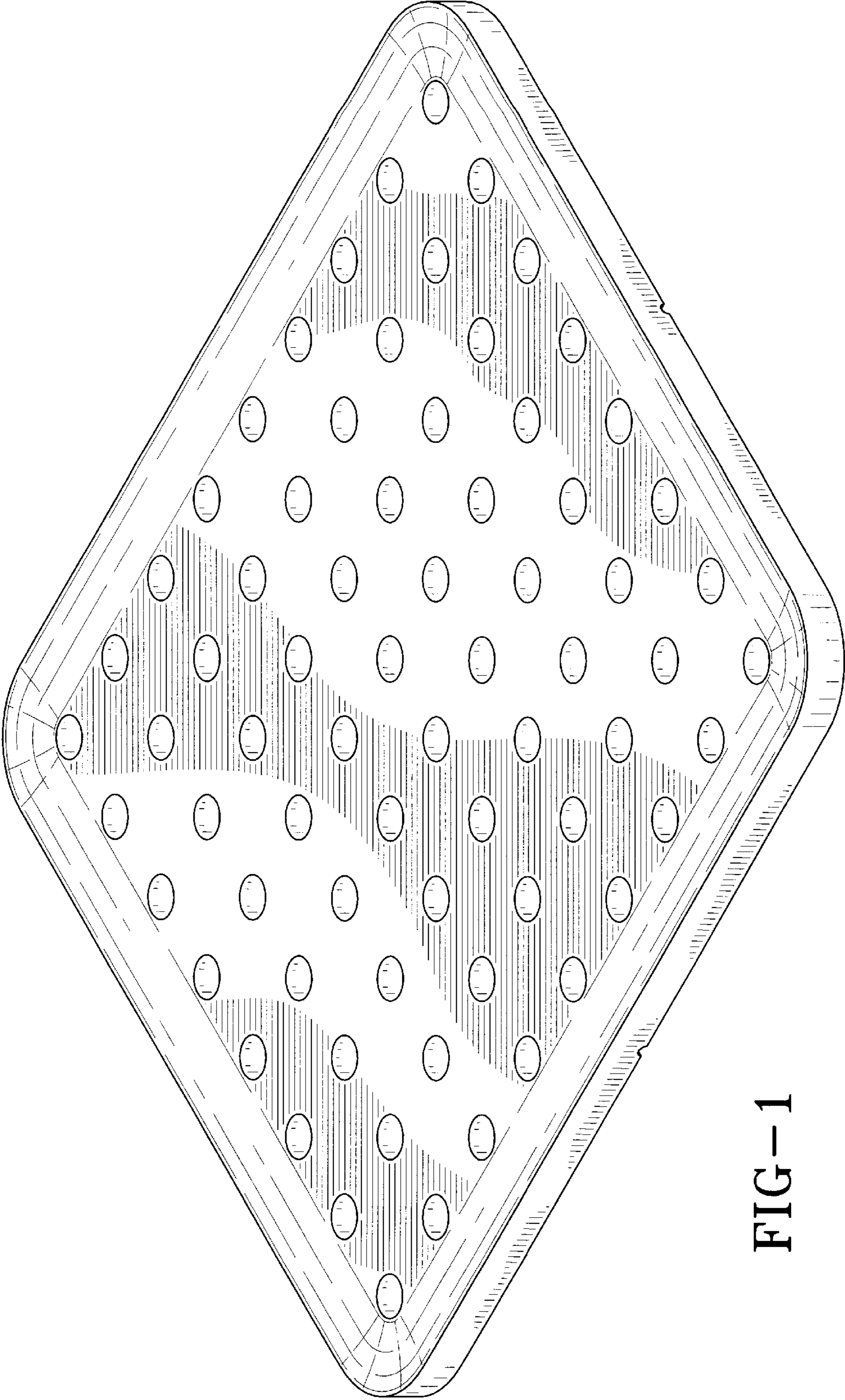


FIG-1



FIG-2

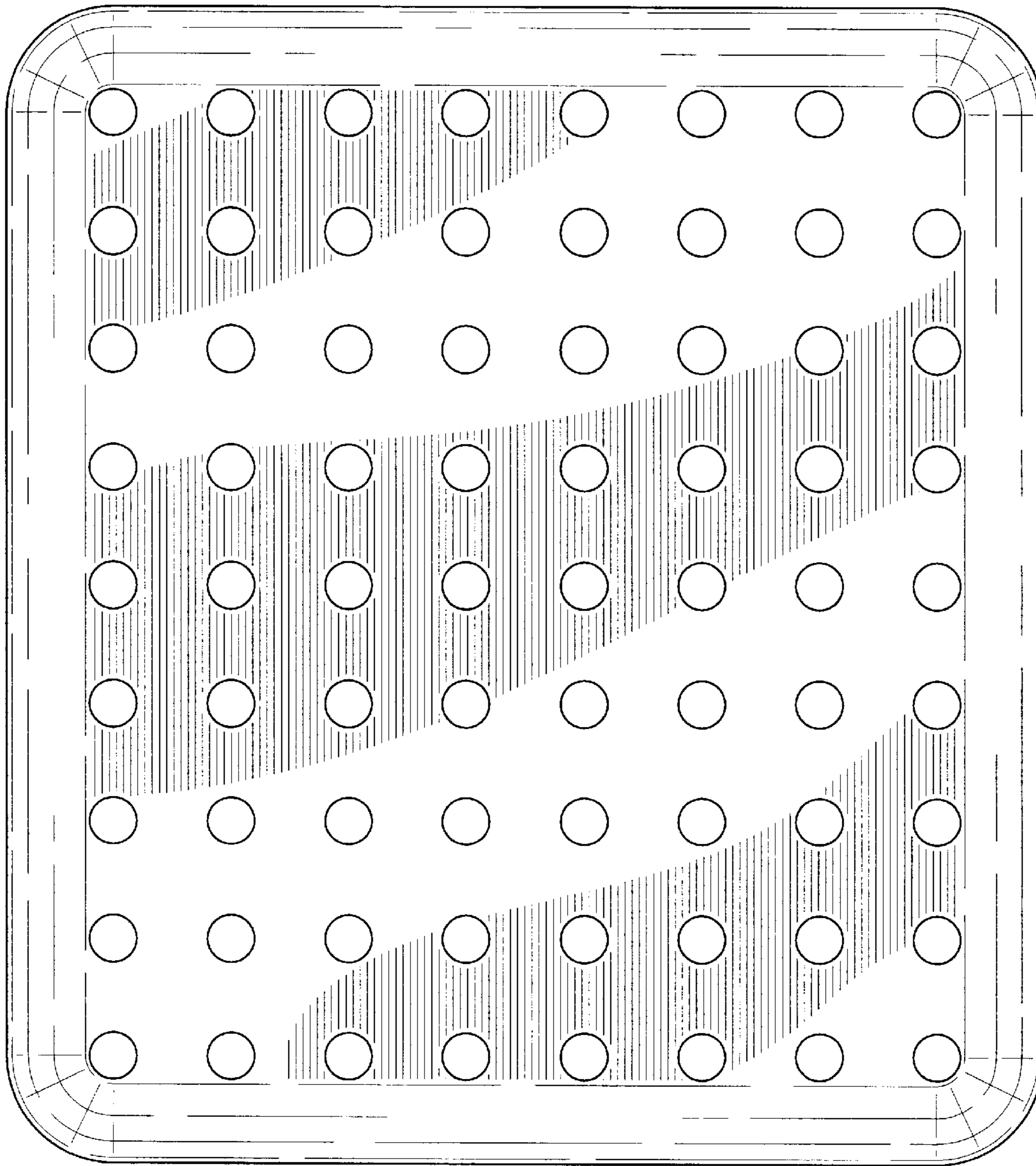


FIG-3

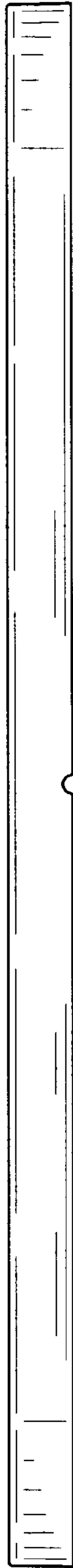


FIG-4

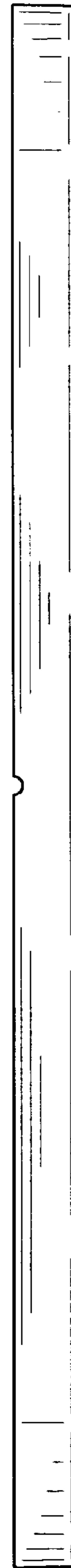


FIG-5




FIG-6




FIG-7