



US00D514764S

(12) **United States Design Patent**
Kumagai

(10) **Patent No.:** **US D514,764 S**
(45) **Date of Patent:** **** Feb. 7, 2006**

(54) **DRAIN BASKET RETAINABLE ON SINK**

(75) Inventor: **Kazuaki Kumagai**, Tsubame (JP)

(73) Assignee: **Kanei Kogyo Kabushiki Kaisha**, Niigata (JP)

(**) Term: **14 Years**

(21) Appl. No.: **29/182,088**

(22) Filed: **May 21, 2003**

(30) **Foreign Application Priority Data**

Nov. 22, 2002 (JP) 2002-032217

(51) **LOC (8) Cl.** **07-05**

(52) **U.S. Cl.** **D32/55; D7/667**

(58) **Field of Classification Search** D3/306;
D6/537, 566; D7/667, 668; D32/55, 56; 4/656;
206/557; 210/464, 470, 473, 474; 211/85.26,
211/126.8, 126.9; 220/485, 487, 493, 572,
220/629; 249/94

See application file for complete search history.

(56) **References Cited**

U.S. PATENT DOCUMENTS

1,389,908 A * 9/1921 Shults et al. 211/85.25
D244,827 S * 6/1977 Nevai D32/55
5,992,676 A * 11/1999 Tsai 220/485
6,129,344 A * 10/2000 Yang

FOREIGN PATENT DOCUMENTS

JP 08140871 A * 6/1996

* cited by examiner

Primary Examiner—Alan P. Douglas

Assistant Examiner—Lavone D. Tabor

(74) *Attorney, Agent, or Firm*—Sughrue Mion, PLLC

(57) **CLAIM**

The ornamental design for a drain basket retainable on sink, as shown and described.

DESCRIPTION

FIG. 1 is a perspective view of the of the top, front and right side of a drain basket retainable on sink showing my new design;

FIG. 2 is a front elevational view thereof;

FIG. 3 is a top plan view thereof;

FIG. 4 is a rear elevational view thereof;

FIG. 5 is a bottom plan view thereof;

FIG. 6 is a right side elevational view thereof;

FIG. 7 is a left side elevational view thereof; and,

FIG. 8 is a reduced top plan view thereof shown in place on a sink with the retractable support rod in an extended position.

The elements shown in broken lines are for illustrative purposes only and do not form any part of the claimed design.

1 Claim, 5 Drawing Sheets


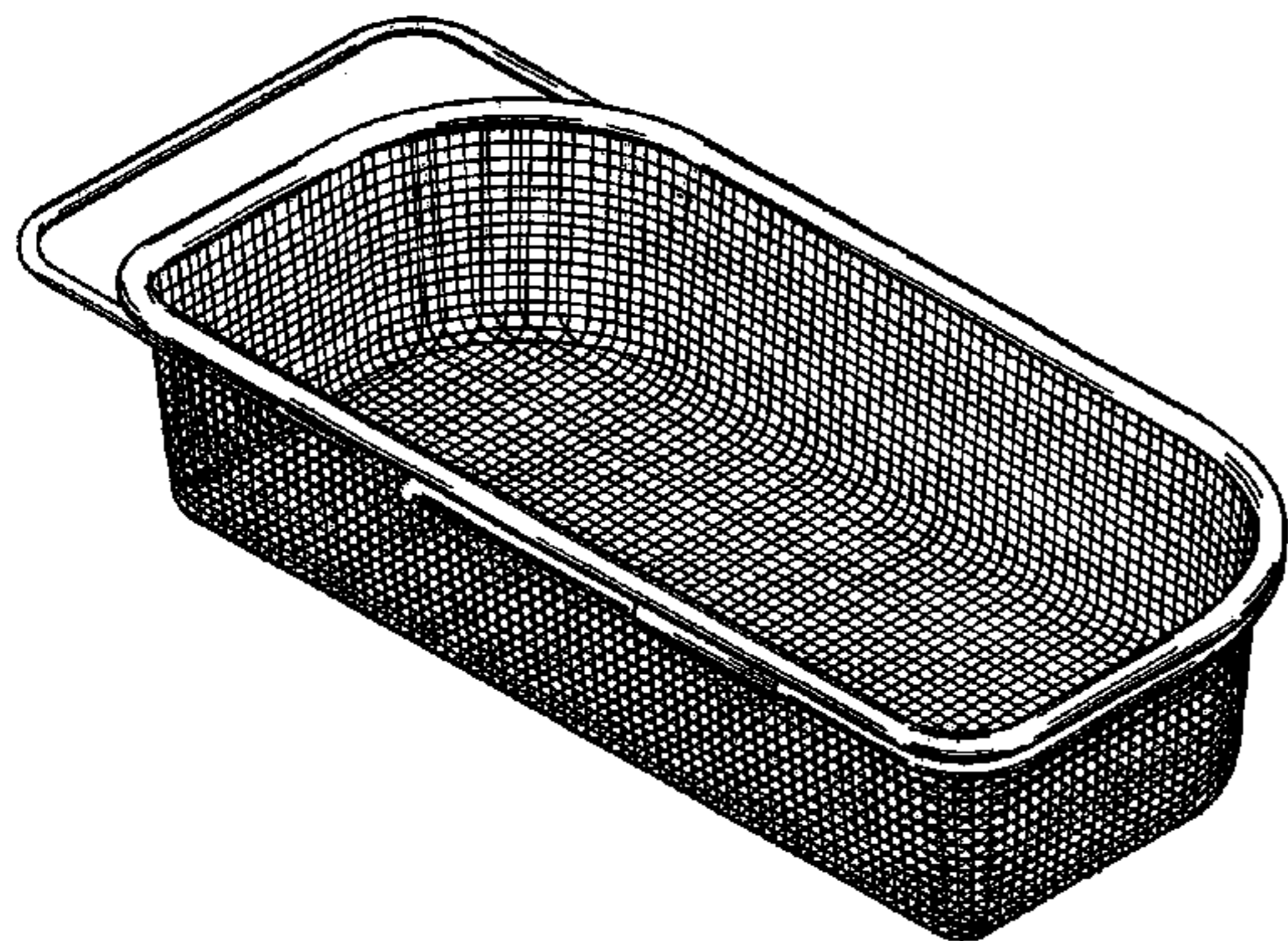


FIG. 1

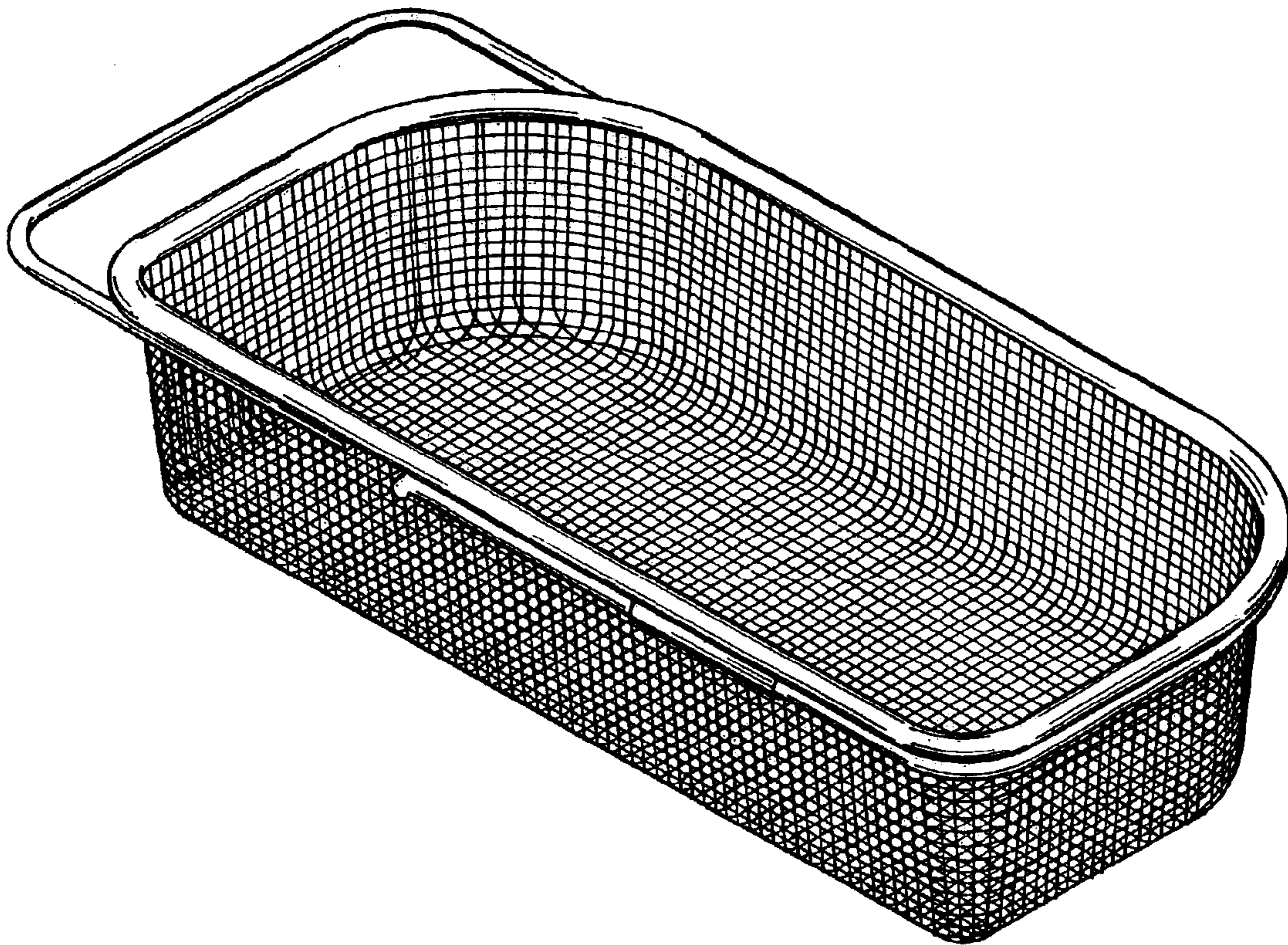


FIG. 3




FIG. 2

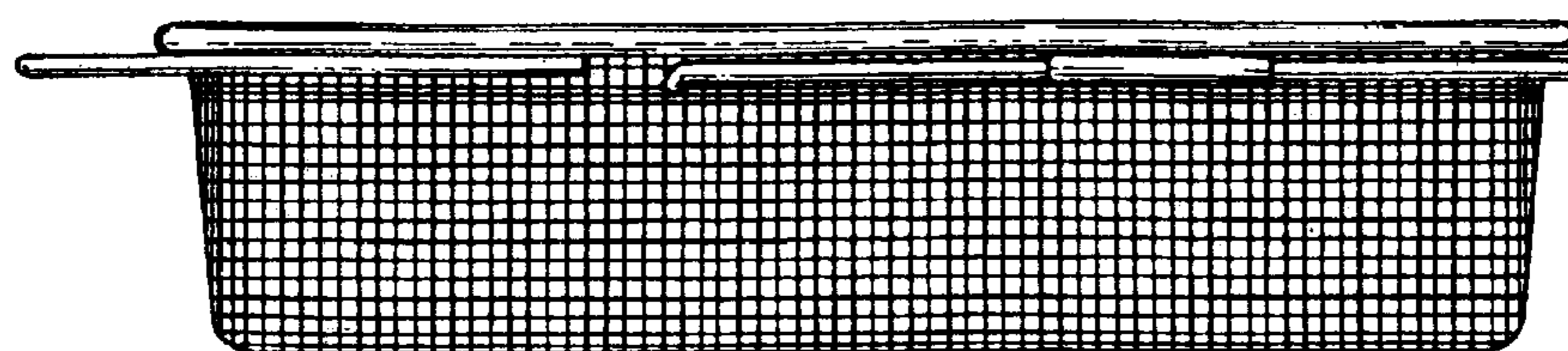


FIG. 5




FIG. 4

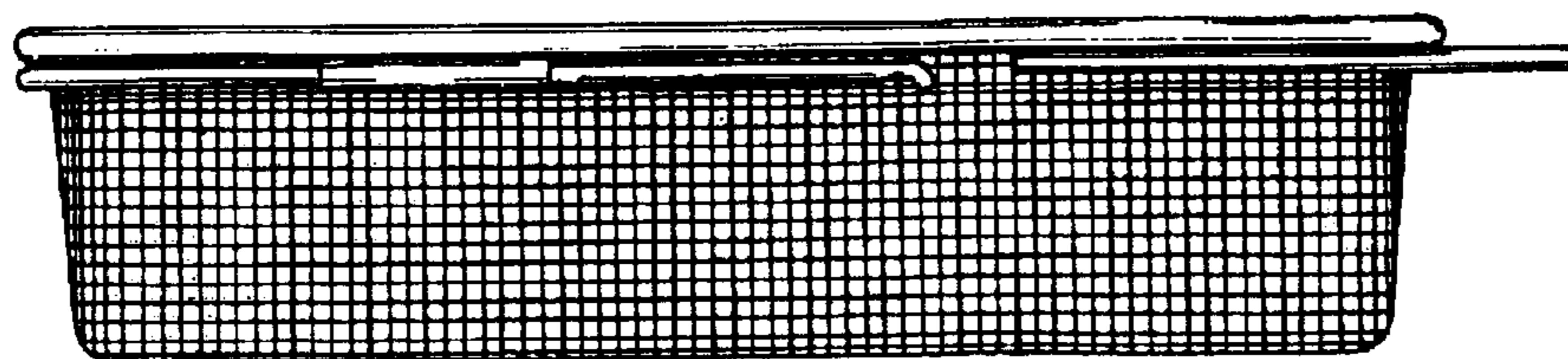


FIG. 7




FIG. 6




FIG. 8

