



US00D514763S

(12) **United States Design Patent**
Lyall, III et al.

(10) **Patent No.:** **US D514,763 S**

(45) **Date of Patent:** **** Feb. 7, 2006**

(54) **CLEANING TOOL**

(75) Inventors: **Lucian Hite Lyall, III**, Coto De Caza, CA (US); **Jeffrey William Cheng**, Costa Mesa, CA (US)

(73) Assignee: **Lyall Turbosonics, Inc.**, Rancho Santa Margarita, CA (US)

(**) **Term:** **14 Years**

(21) Appl. No.: **29/219,934**

(22) Filed: **Dec. 21, 2004**

(51) **LOC (8) Cl.** **08-05**

(52) **U.S. Cl.** **D32/46**

(58) **Field of Classification Search** D32/40, D32/41, 49; D7/688; D8/14, 16, 45; D28/7, D28/44; 15/236.01, 236.02, 236.05, 236.07, 15/245, 245.1; 30/32, 169

See application file for complete search history.

(56) **References Cited**

U.S. PATENT DOCUMENTS

D276,564 S * 11/1984 Leininger D32/46

5,467,499 A * 11/1995 Blouin 15/236.05
D426,758 S * 6/2000 Mitchell D8/14
D434,888 S * 12/2000 Hendricks D32/46

* cited by examiner

Primary Examiner—Robin V. Taylor
Assistant Examiner—Lavone D. Tabor

(74) *Attorney, Agent, or Firm*—Curtis L. Harrington

(57) **CLAIM**

The ornamental design for a cleaning tool, as shown and described.

DESCRIPTION

FIG. 1 is a perspective view of the cleaning tool;

FIG. 2 is a front view, the rear view being the same as the front view;

FIG. 3 is a left side view, the right side view being the same as the left side view;

FIG. 4 is a top view; and,

FIG. 5 is a bottom view.

1 Claim, 1 Drawing Sheet

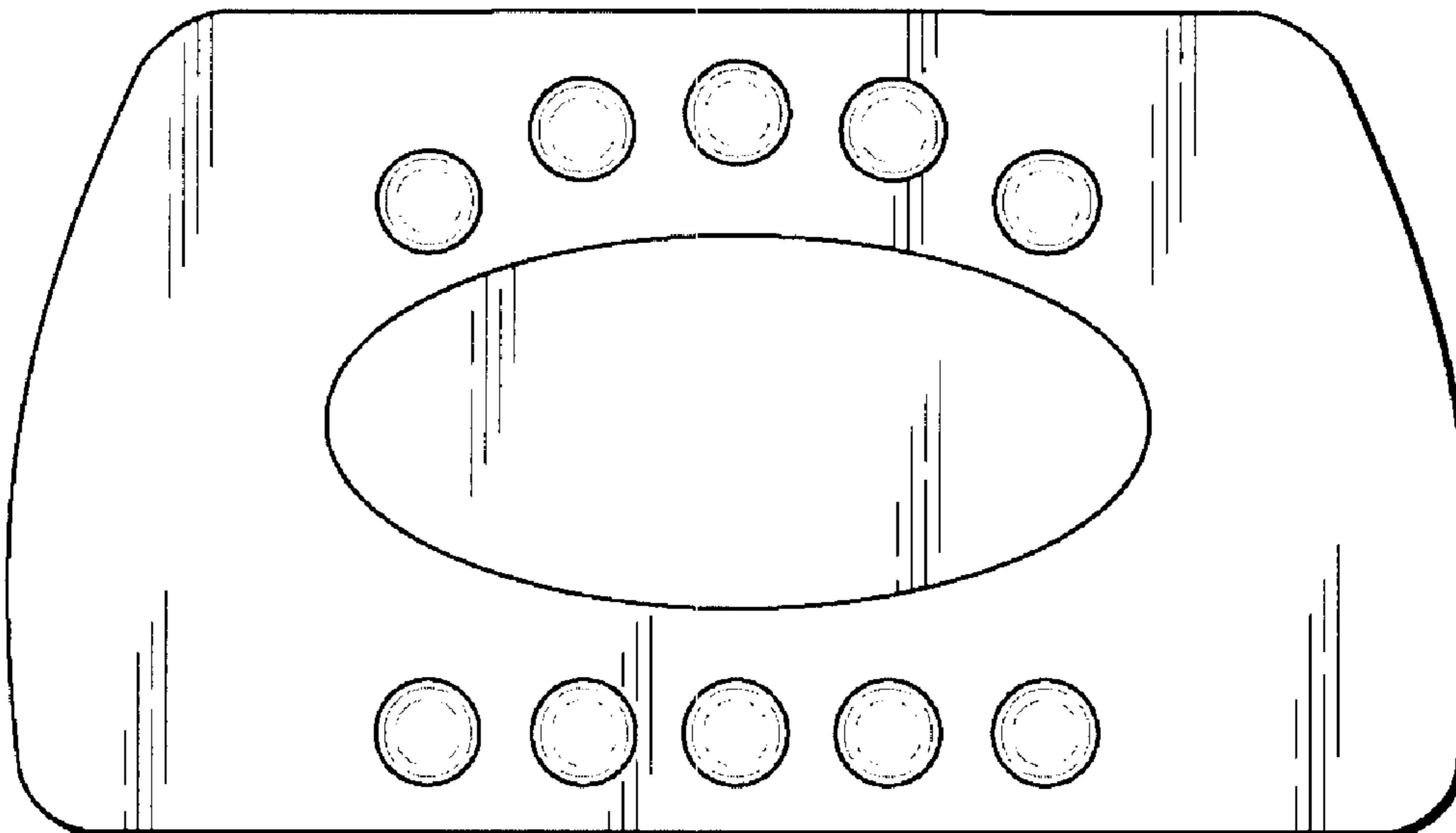


Fig. 1

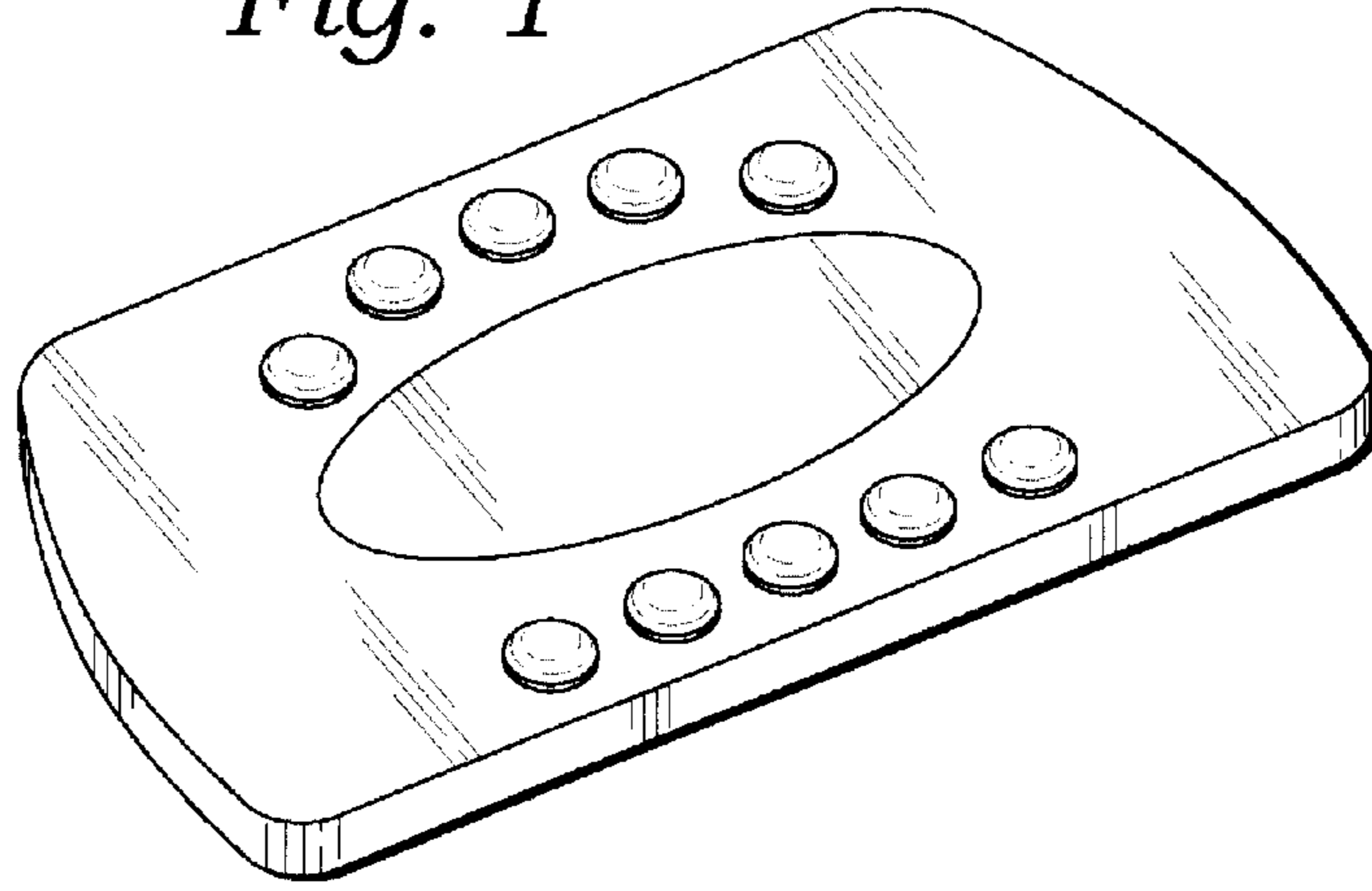


Fig. 4



Fig. 3

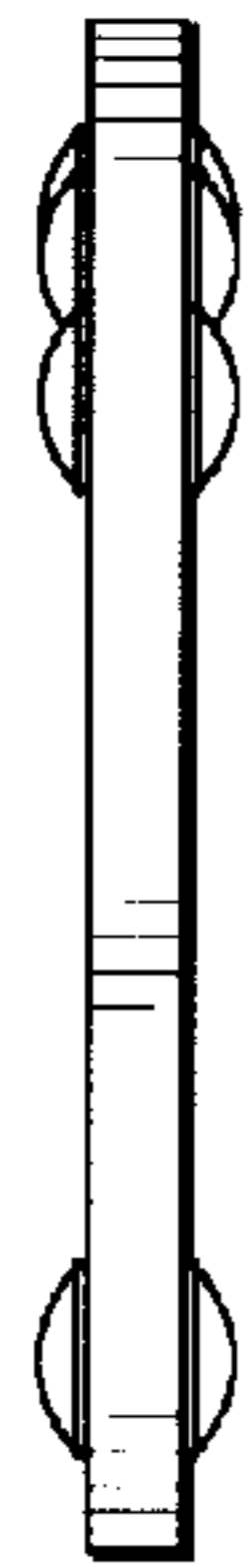


Fig. 2

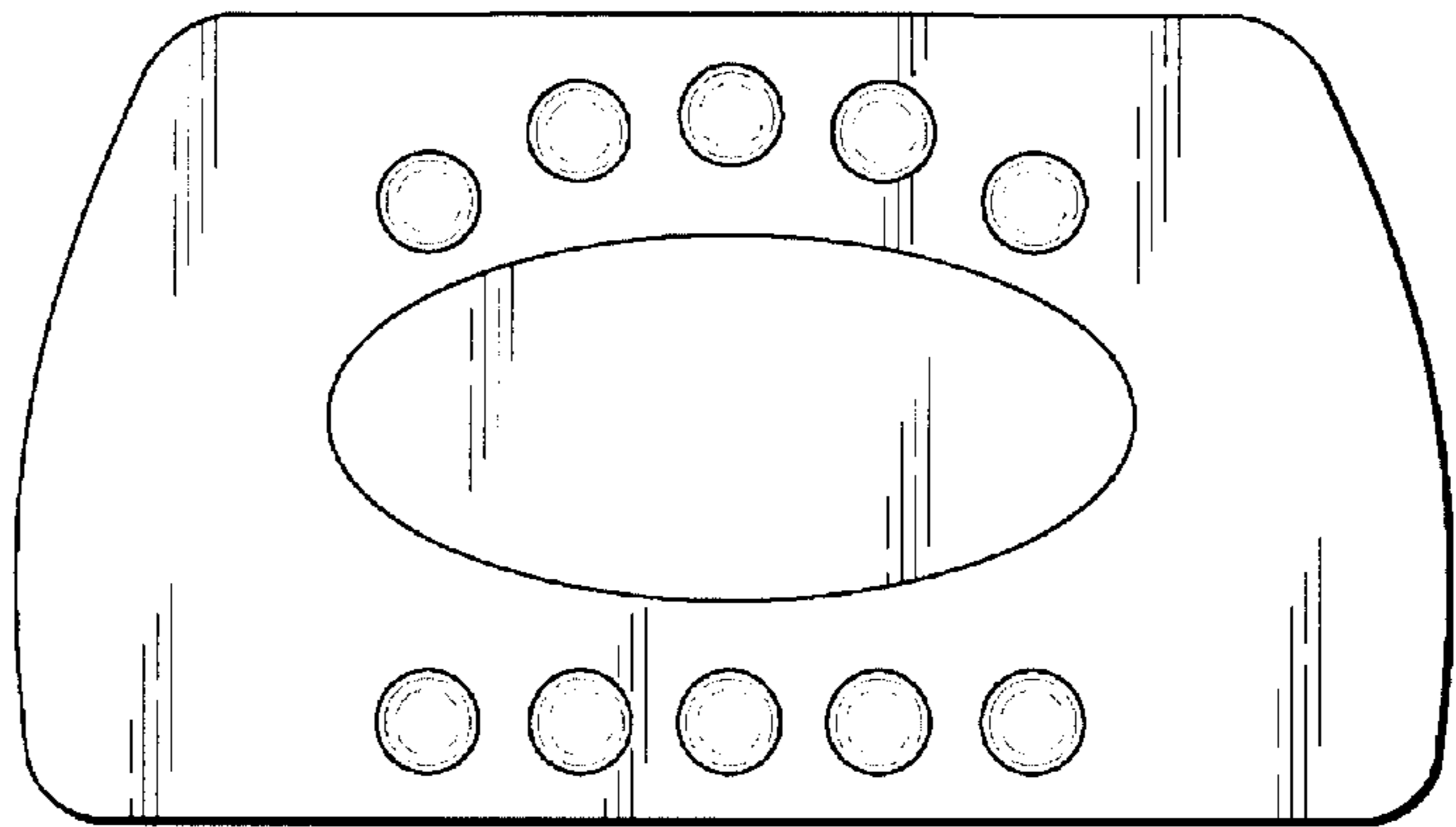


Fig. 5

