

US00D514746S

(12) **United States Design Patent** (10) **Patent No.:** **US D514,746 S**  
**Druskis** (45) **Date of Patent:** **\*\* Feb. 7, 2006**

(54) **SET OF LEG PROTECTORS**

(76) Inventor: **Paul J. Druskis**, 3732 S. State Ave.,  
Indianapolis, IN (US) 46227

(\*\*) Term: **14 Years**

(21) Appl. No.: **29/173,244**

(22) Filed: **Dec. 26, 2002**

(51) **LOC (8) Cl.** ..... **29-02**

(52) **U.S. Cl.** ..... **D29/120.1**

(58) **Field of Classification Search** ..... D29/120.1,  
D29/121.2, 121.1; D2/901, 860; 36/2 R,  
36/1.5; 2/22, 23, 24, 911, 62, 242  
See application file for complete search history.

(56) **References Cited**

**U.S. PATENT DOCUMENTS**

602,299 A	4/1898	Blane	2/62
D29,162 S	8/1898	Buren	D2/860
1,147,404 A	7/1915	Johnson	2/62
1,284,386 A	11/1918	Lindenberg	36/2 R
4,665,562 A	5/1987	Winer	2/22
D365,667 S	12/1995	Hargrove et al.	D29/120.1
5,613,250 A *	3/1997	Bell	2/242
D382,673 S	8/1997	Hargrove et al.	D29/120.1
6,173,448 B1	1/2001	Kropsky	2/22

6,205,593 B1 \* 3/2001 Schaub, Jr. .... 2/242

\* cited by examiner

*Primary Examiner*—Lucy Lieberman

(74) *Attorney, Agent, or Firm*—Patent & Trademark  
Services, INC; Joseph H. McGlynn

(57) **CLAIM**

The ornamental design for a set of leg protectors, as shown  
and described.

**DESCRIPTION**

FIG. 1 is a front perspective view of one of the leg protectors  
of a set showing my new design; the other leg protector is  
a mirror image of the leg protector shown in FIG. 1;

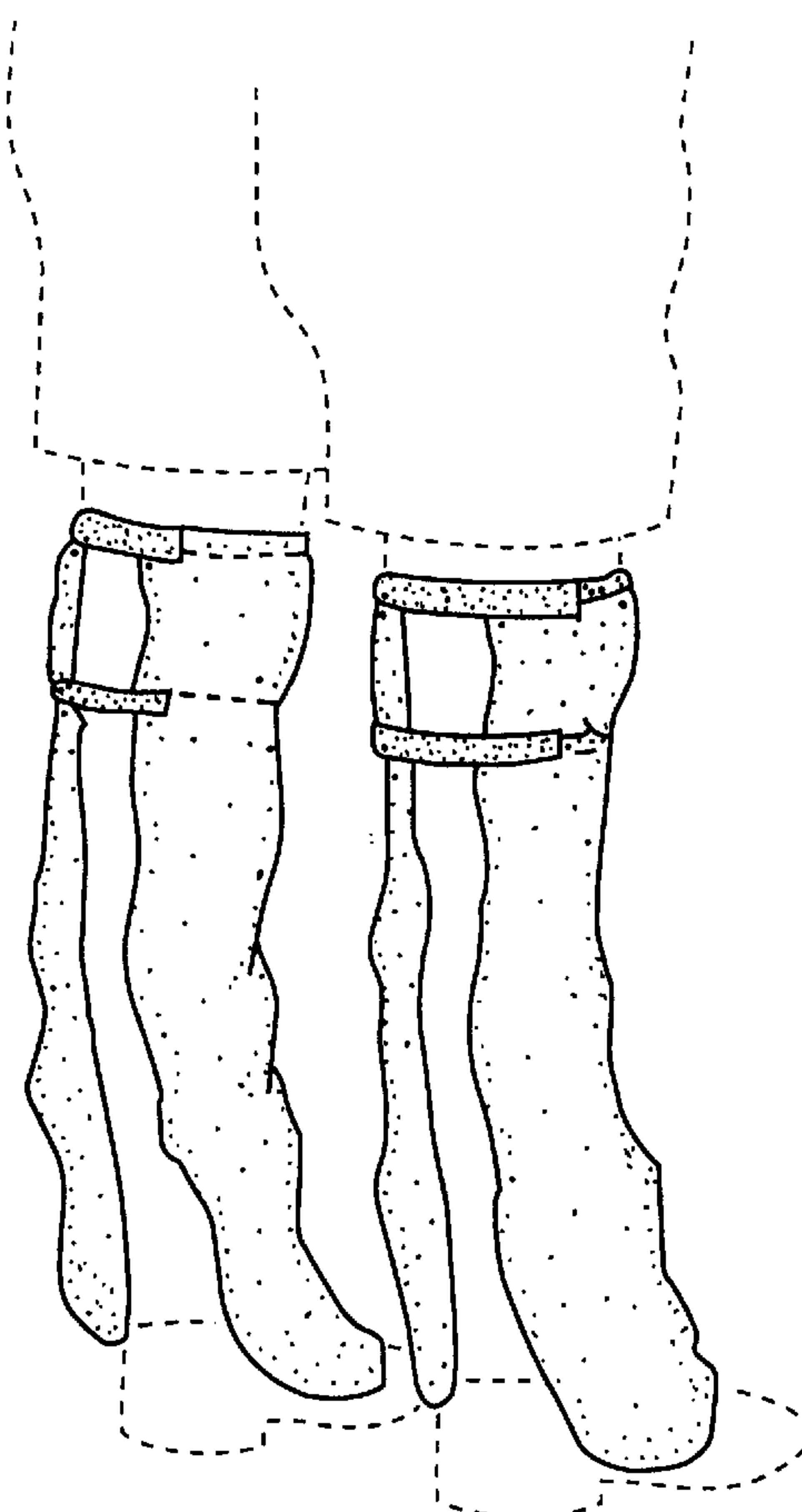
FIG. 2 is a rear perspective view of the other leg protector  
shown in an alternative configuration; and,

FIG. 3 is a rear perspective view of the set of leg protectors,  
as they would appear on a person.

The broken lines showing a portion of a person wearing the  
set of leg protectors in FIG. 3 are for illustrative purposes  
only and do not form part of the claimed design.

The broken lines shown on the set of leg protectors represent  
stitching that forms part of the claimed design. The indi-  
vidual leg protectors are shown separately in FIGS. 1 and 2  
for ease of illustration.

**1 Claim, 3 Drawing Sheets**



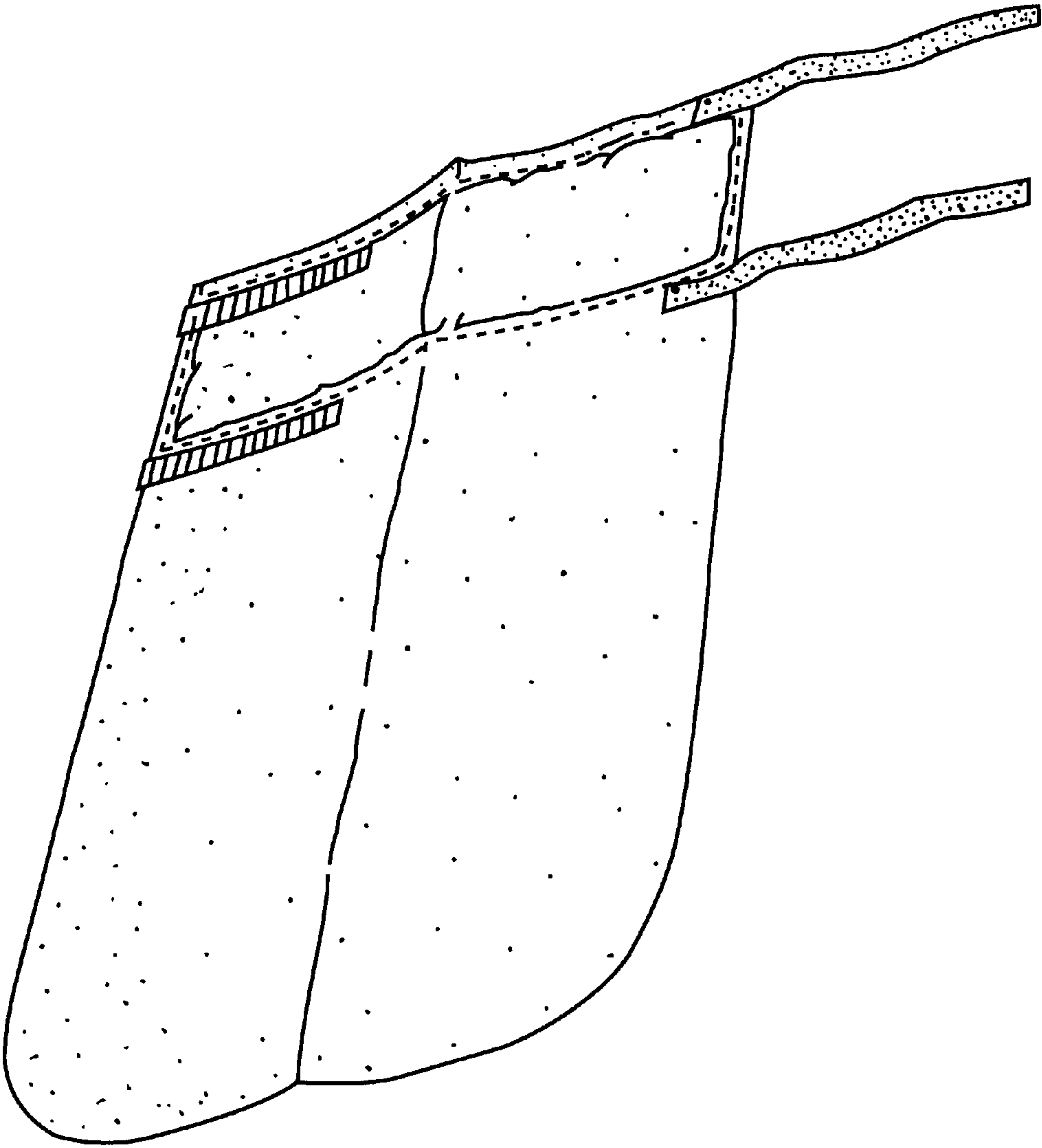


Fig. 1

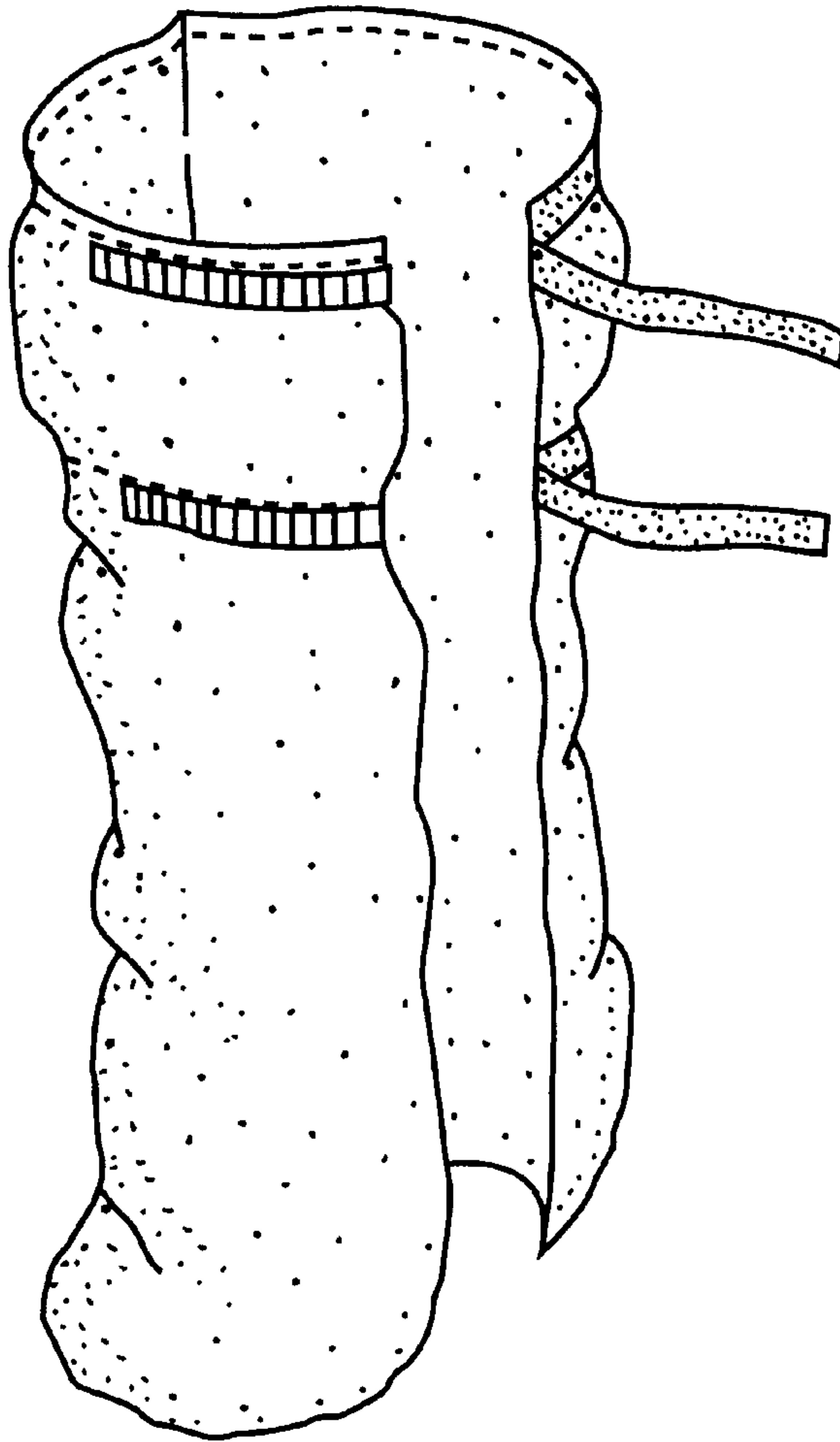


Fig. 2

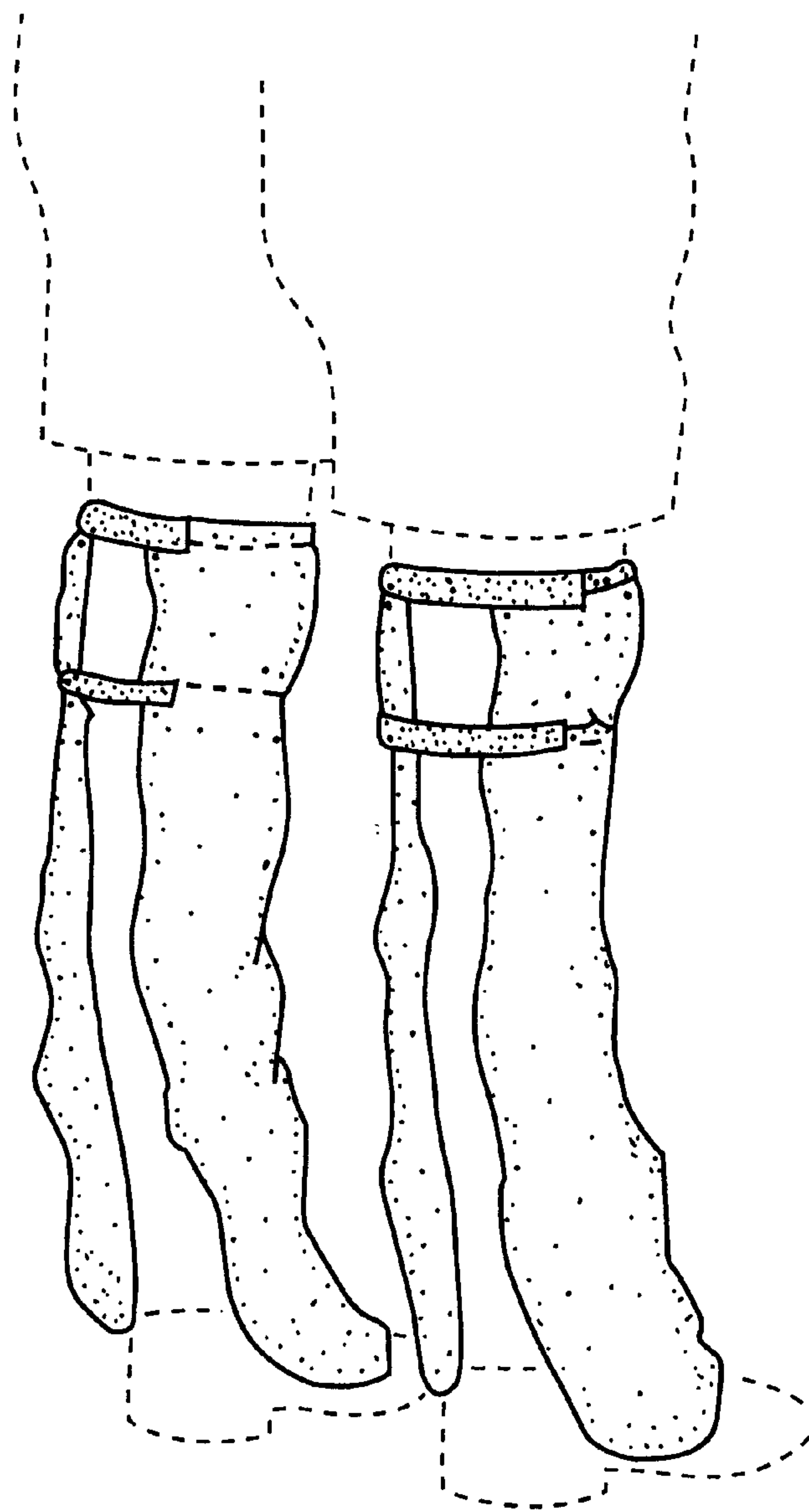


Fig. 3