



US00D514742S

(12) **United States Design Patent**  
**Katsumata**

(10) **Patent No.:** **US D514,742 S**  
(45) **Date of Patent:** **\*\* Feb. 7, 2006**

- (54) **LIGHTER**
- (75) Inventor: **Kouji Katsumata**, Shizuoka-ken (JP)
- (73) Assignee: **Tokai Corporation**, Tokyo (JP)
- (\*\*) Term: **14 Years**
- (21) Appl. No.: **29/194,046**
- (22) Filed: **Nov. 18, 2003**
- (51) **LOC (8) Cl.** ..... **27-05**
- (52) **U.S. Cl.** ..... **D27/161**
- (58) **Field of Classification Search** ..... 431/132,  
431/141-144, 151-153, 273-277, 253-256;  
D27/141-143, 152-161  
See application file for complete search history.

(56) **References Cited**

**U.S. PATENT DOCUMENTS**

D243,963 S	*	4/1977	Stephens, Jr.	.....	D27/156
D305,462 S	*	1/1990	Nitta	.....	D27/156
D464,771 S	*	10/2002	Kurokawa et al.	.....	D27/156
D465,065 S	*	10/2002	Nakamura	.....	D27/156

**FOREIGN PATENT DOCUMENTS**

JP                    627137            3/1984

JP	852718	8/1992
JP	852719	8/1992

\* cited by examiner

*Primary Examiner*—Jennifer Rivard  
(74) *Attorney, Agent, or Firm*—Baker Botts L.L.P.

(57) **CLAIM**

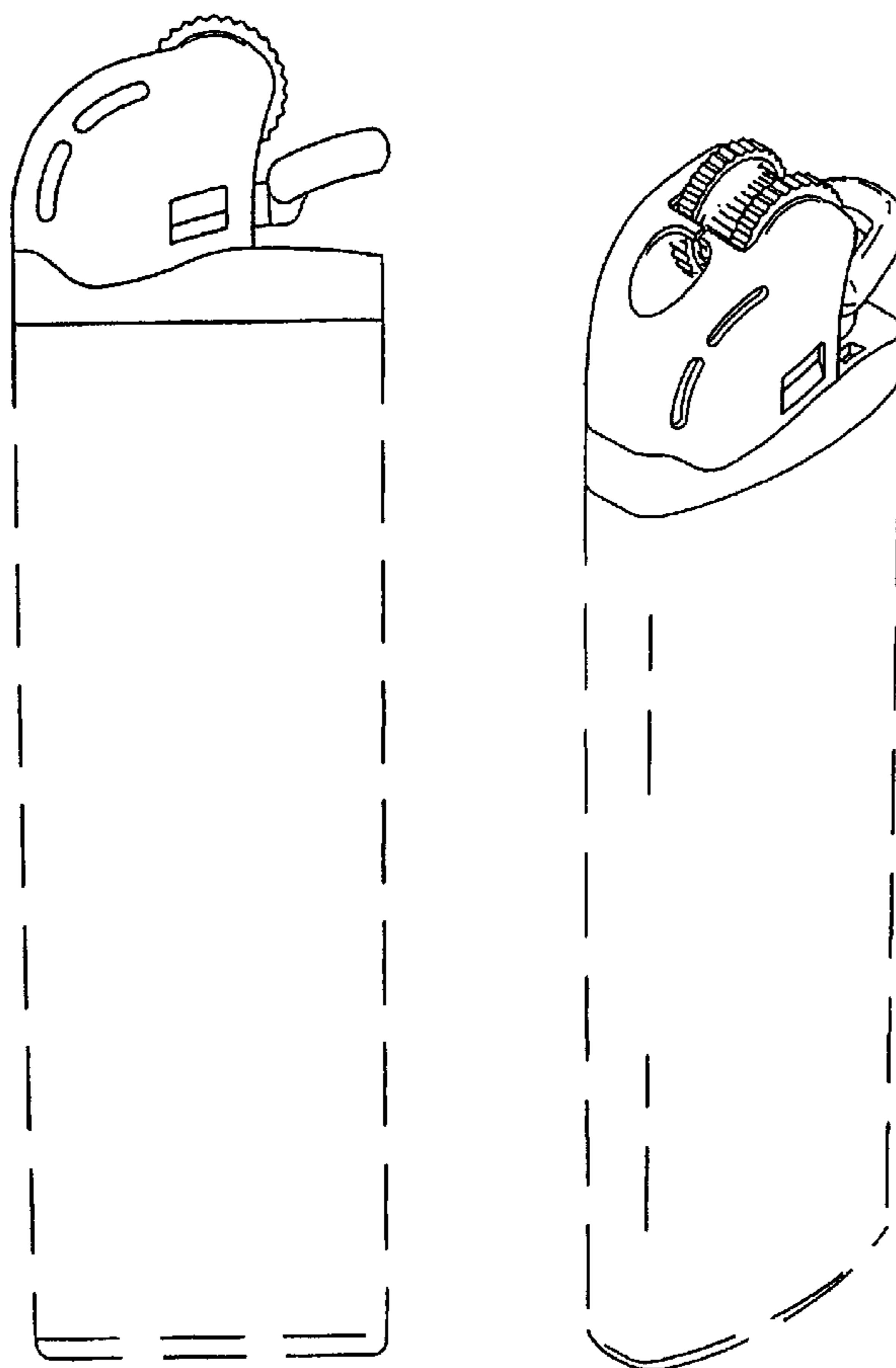
I claim the ornamental design for a lighter, substantially as shown and described.

**DESCRIPTION**

FIG. 1 is a top view of a lighter showing our new design;  
 FIG. 2 is a left side view thereof;  
 FIG. 3 is a front view thereof; the rear view is a mirror image thereof;  
 FIG. 4 is a right side view thereof;  
 FIG. 5 is a bottom view thereof; and,  
 FIG. 6 is a perspective view taken along the front left side thereof.

The broken lines are shown for illustrative purposes only and form no part of the claimed design.

**1 Claim, 2 Drawing Sheets**



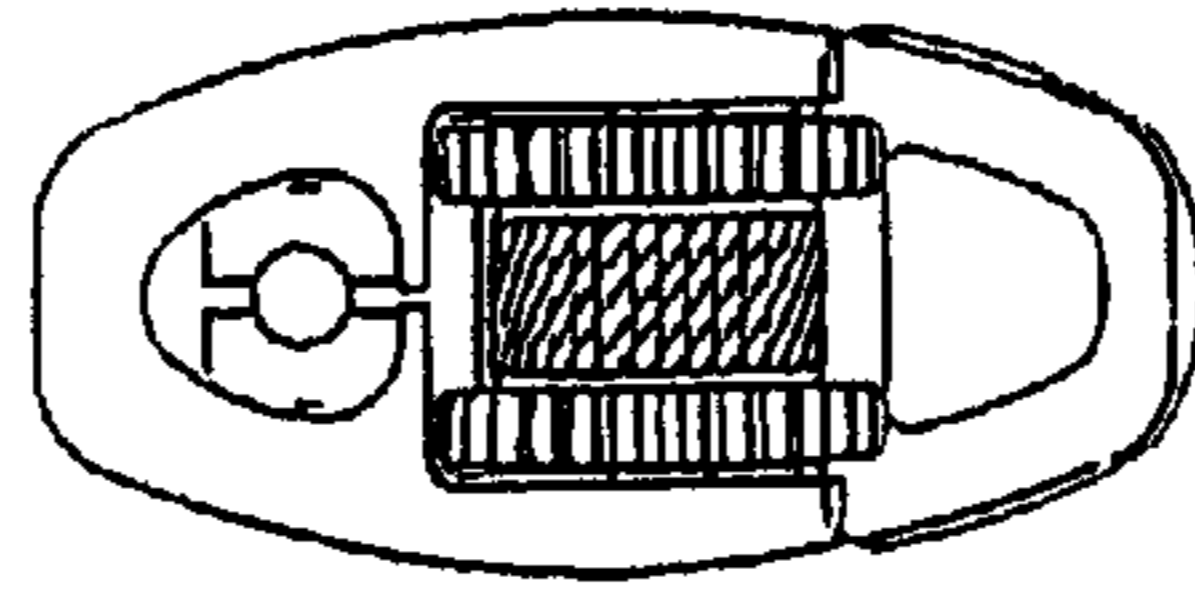


FIG. 1




FIG. 2




FIG. 3




FIG. 4

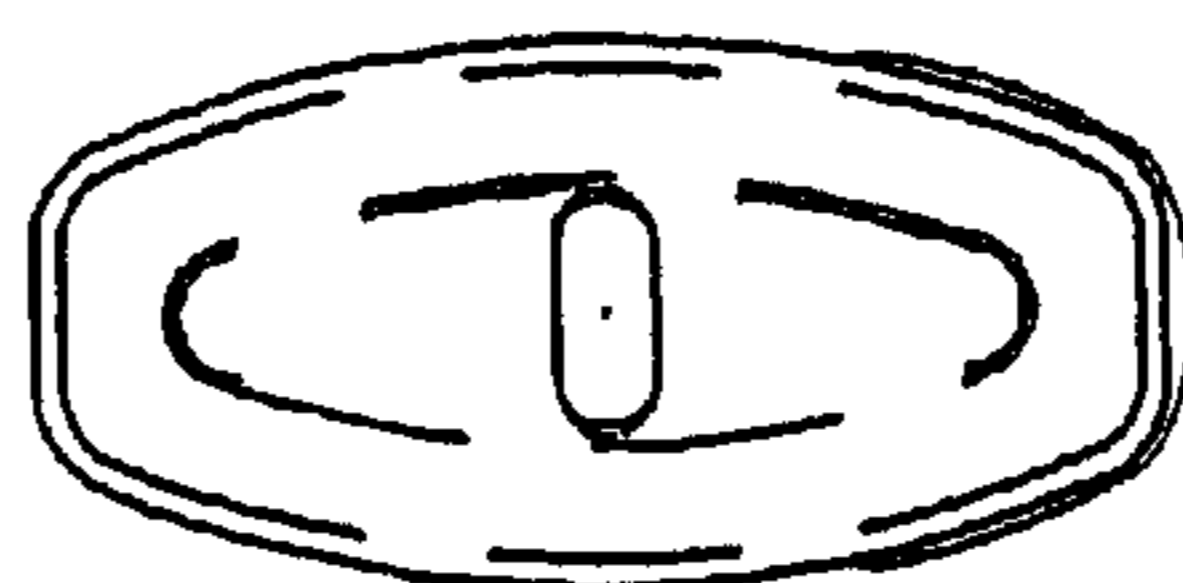


FIG. 5




FIG. 6