



US00D514741S

(12) **United States Design Patent**
Cohen Harel

(10) **Patent No.:** **US D514,741 S**
(45) **Date of Patent:** **** Feb. 7, 2006**

(54) **LIGHTER**

(76) **Inventor:** **Yigal Cohen Harel**, 2740 Stirrup La.,
Weston, FL (US) 33331

(**) **Term:** **14 Years**

(21) **Appl. No.:** **29/223,341**

(22) **Filed:** **Feb. 11, 2005**

(51) **LOC (8) Cl.** **27-05**

(52) **U.S. Cl.** **D27/157; D27/159**

(58) **Field of Classification Search** D27/141-143,
D27/152-161; 431/129, 151-153, 253-256,
431/273-277

See application file for complete search history.

(56) **References Cited**

U.S. PATENT DOCUMENTS

2,032,695 A	*	3/1936	Gimera et al.	D27/159
D363,808 S	*	10/1995	Compte	D27/159
D397,502 S	*	8/1998	Segawa	D27/159

D397,825 S	*	9/1998	Segawa	D27/159
D499,205 S	*	11/2004	Wong	D27/157
D502,285 S	*	2/2005	Tufts et al.	D27/141

* cited by examiner

Primary Examiner—Jennifer Rivard


(57) **CLAIM**

The ornamental design for the lighter, as shown and described.

DESCRIPTION

FIG. 1 is a top, front and right side perspective view of the lighter;
FIG. 2 is a top plan view of the embodiment of FIG. 1;
FIG. 3 is a bottom plan view of the embodiment of FIG. 1;
FIG. 4 is a front elevation of the embodiment of FIG. 1;
FIG. 5 is a right side view of the embodiment of FIG. 1;
FIG. 6 is a back elevation of the embodiment of FIG. 1; and,
FIG. 7 is a left side view of the embodiment of FIG. 1.

1 Claim, 1 Drawing Sheet






FIG. 4

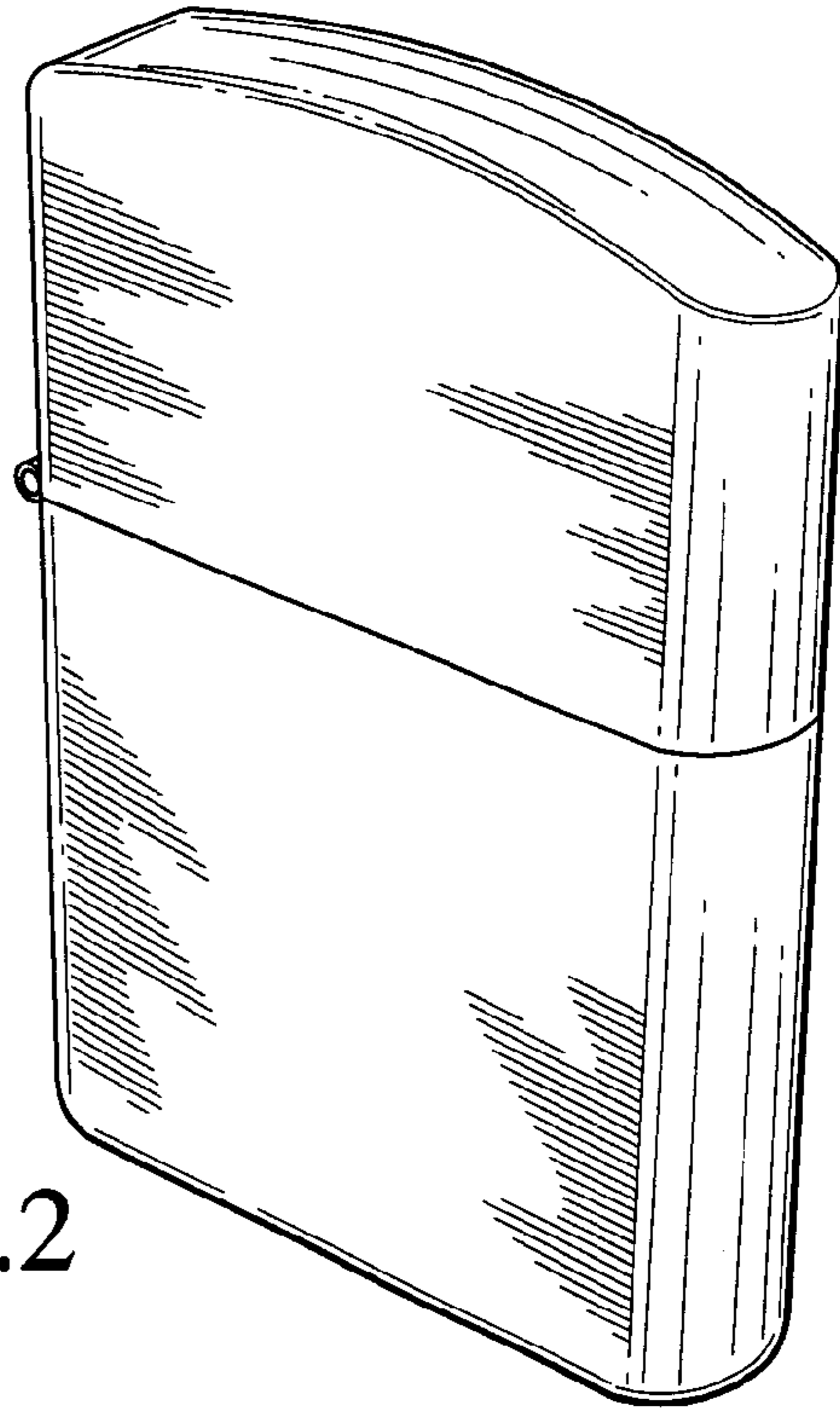


FIG. 1

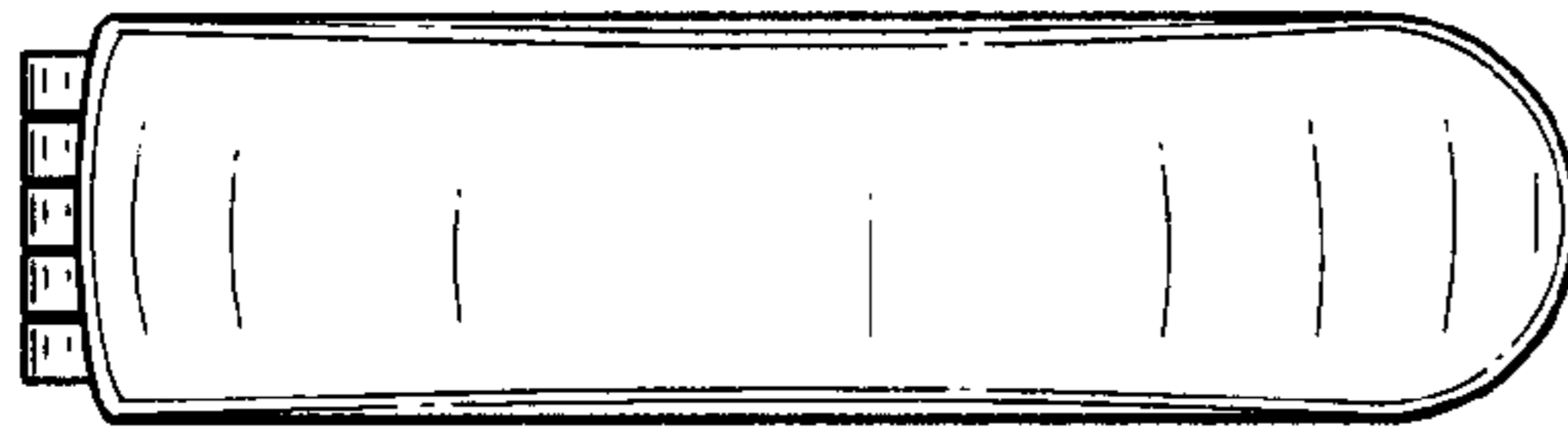


FIG. 2




FIG. 3

FIG. 5




FIG. 6




FIG. 7

