



US00D514740S

(12) **United States Design Patent** (10) **Patent No.:** **US D514,740 S**  
**Smith** (45) **Date of Patent:** **\*\* Feb. 7, 2006**

(54) **LIGHTER**

(75) Inventor: **Andrew D. Smith**, Pascoag, RI (US)

(73) Assignee: **Colibri Corporation**, Providence, RI (US)

(\*\*) Term: **14 Years**

(21) Appl. No.: **29/215,775**

(22) Filed: **Oct. 25, 2004**

(51) **LOC (8) Cl.** ..... **27-05**

(52) **U.S. Cl.** ..... **D27/152; D27/157**

(58) **Field of Classification Search** ..... D27/141-143,  
D27/148, 152-161; D28/89; 431/151, 153,  
431/253-255, 273-277

See application file for complete search history.

(56) **References Cited**

**U.S. PATENT DOCUMENTS**

2,347,774 A \* 5/1944 Gelardin ..... D28/89  
D492,063 S \* 6/2004 Reynolds ..... D27/152

\* cited by examiner

*Primary Examiner*—Jennifer Rivard

(74) *Attorney, Agent, or Firm*—Salter & Michaelson

(57) **CLAIM**

The ornamental design for a lighter, as shown and described.

**DESCRIPTION**

FIG. 1 is a perspective view of a lighter showing my new design with the switch in a retracted position;

FIG. 2 is a left side elevational view thereof, the right side elevational view being a mirror image thereof;

FIG. 3 is a rear elevational view thereof;

FIG. 4 is a front elevational view thereof;

FIG. 5 is a top plan view thereof;

FIG. 6 is a bottom plan view thereof;

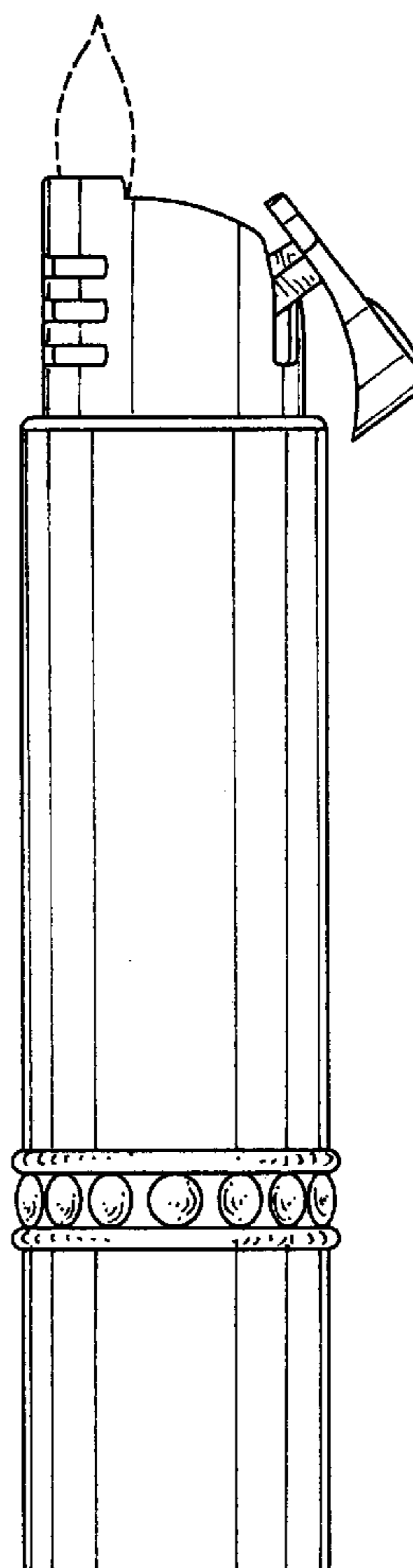
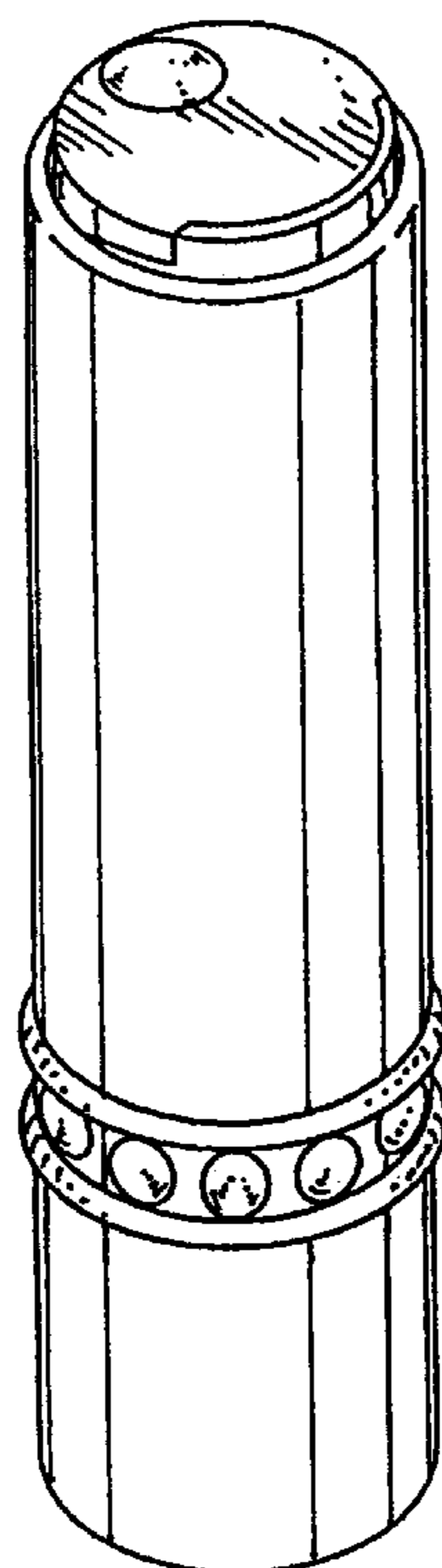
FIG. 7 is a perspective view thereof showing the lighter in an open position, and

FIG. 8 is a left side elevational view thereof, showing the switch in an upward position; and,

FIG. 9 is a right side elevational view showing the switch in a depressed position.

The portions shown in broken lines are included for illustrative purpose only and form no part of the claimed design.

**1 Claim, 4 Drawing Sheets**



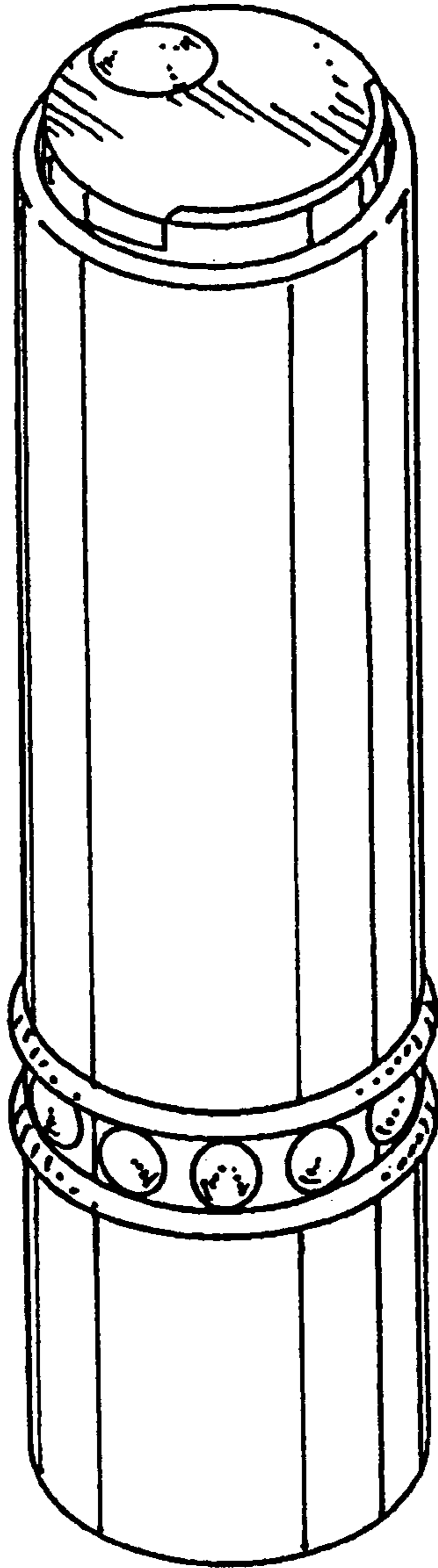


FIG. 1




FIG. 3




FIG. 2

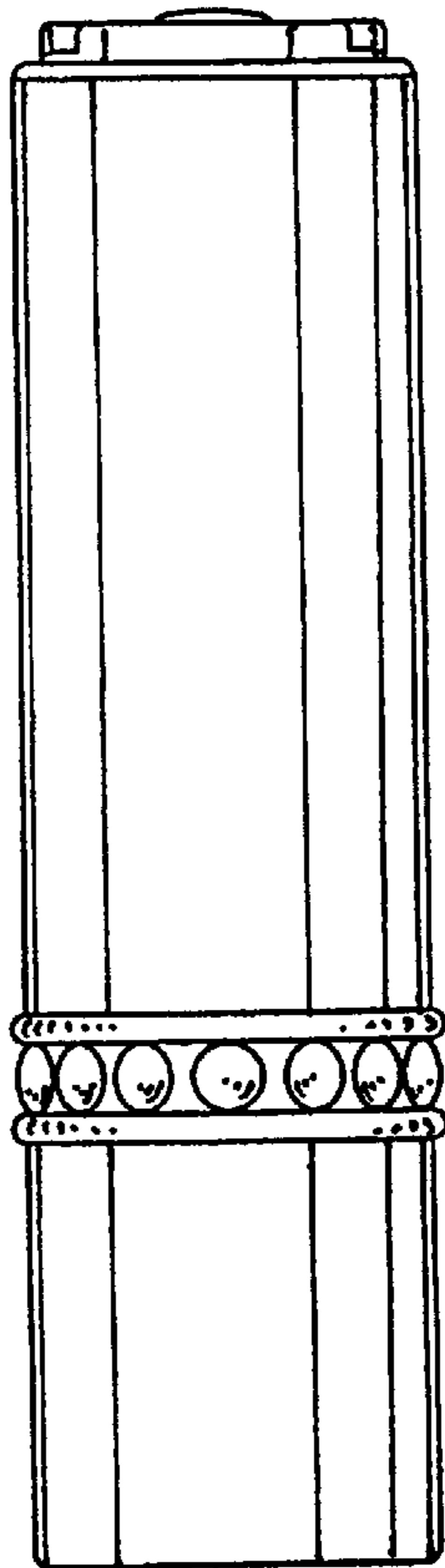


FIG. 4

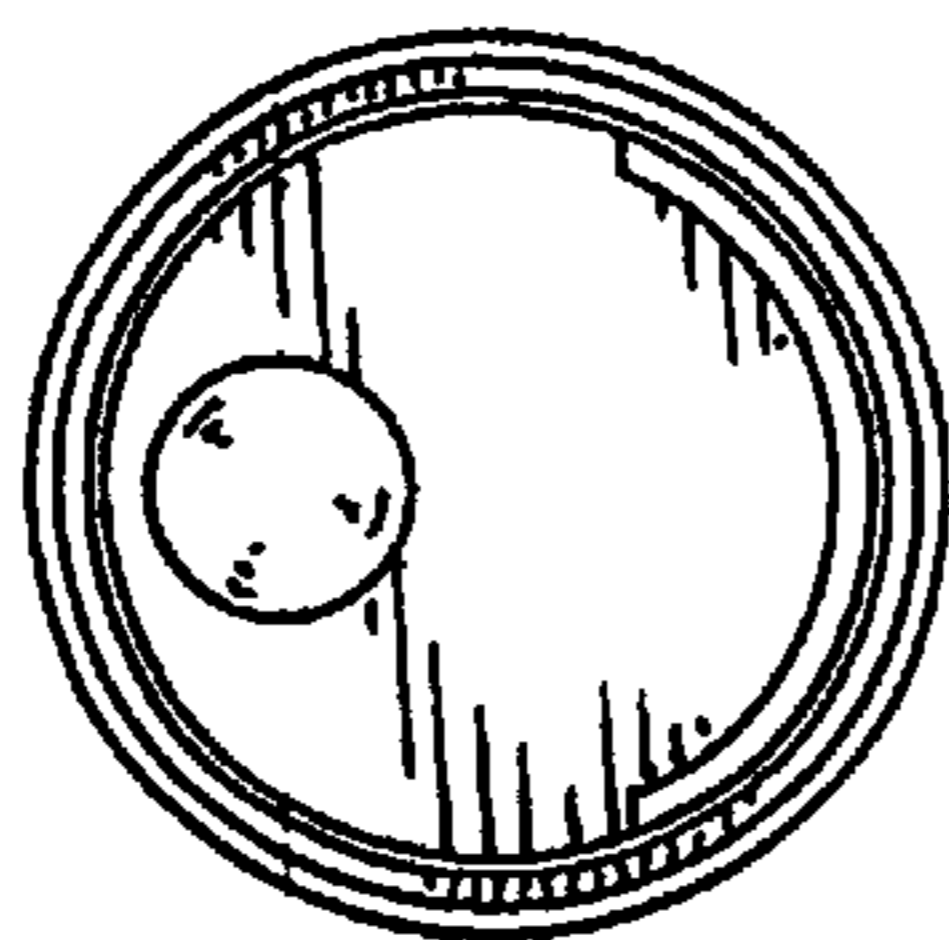


FIG. 5




FIG. 6

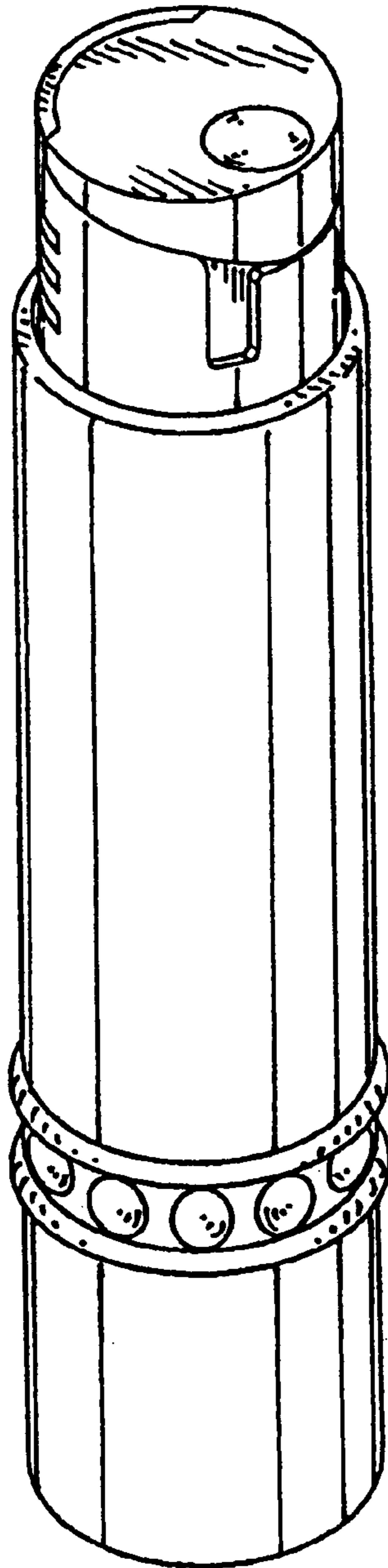


FIG. 7




FIG. 8

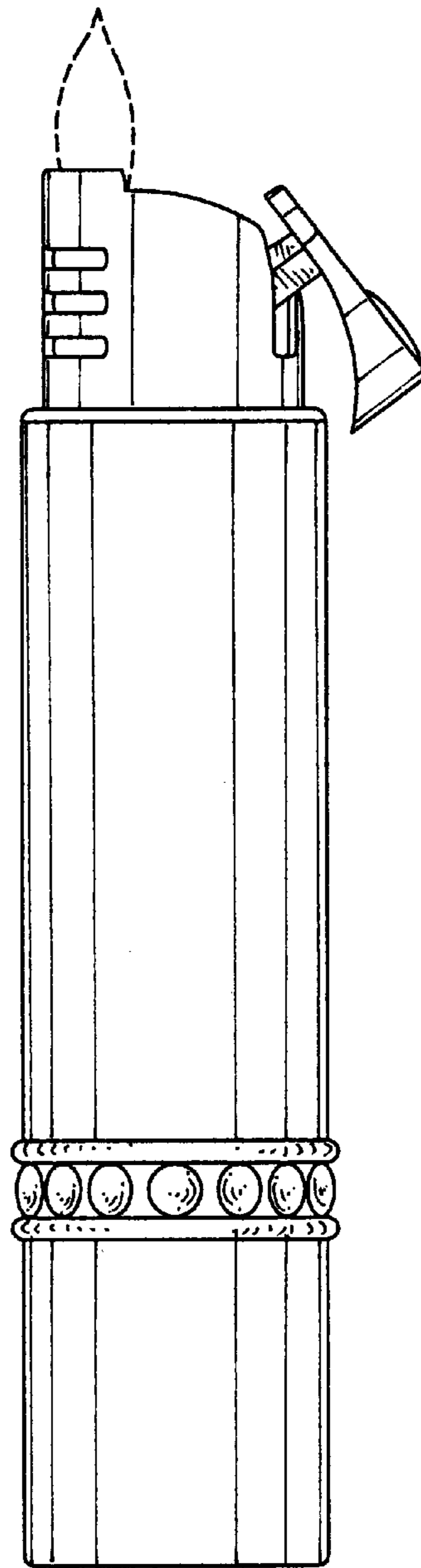


FIG. 9