



US00D514713S

(12) **United States Design Patent** (10) **Patent No.:** **US D514,713 S**  
**Rosian** (45) **Date of Patent:** **\*\* Feb. 7, 2006**

(54) **COVER FOR RAIL ATTACHMENT**

(76) Inventor: **Michael J. Rosian**, P.O. Box 1041,  
Orland Park, IL (US) 60462

(\*\*) Term: **14 Years**

(21) Appl. No.: **29/195,632**

(22) Filed: **Dec. 15, 2003**

(51) **LOC (8) Cl.** ..... **25-01**

(52) **U.S. Cl.** ..... **D25/135**

(58) **Field of Classification Search** ..... D25/133,  
D25/135; 52/721.5, 723.2; 256/65.01, 65.02,  
256/65.04, 65.05, 65.06

See application file for complete search history.

(56) **References Cited**

**U.S. PATENT DOCUMENTS**

D303,716 S *	9/1989	Waller	.....	D8/354
5,873,671 A *	2/1999	West	.....	403/232.1
6,311,957 B1 *	11/2001	Driscoll et al.	.....	256/65.05
D456,087 S *	4/2002	Merrick	.....	D25/135
D458,389 S *	6/2002	Abbestam	.....	D25/133
6,471,192 B1 *	10/2002	Erwin	.....	256/65.05
D493,993 S *	8/2004	Roberts, III et al.	.....	D6/550
2003/0030048 A1 *	2/2003	Quaintance et al.	.....	256/59
2003/0164486 A1 *	9/2003	West	.....	256/65.1

\* cited by examiner

*Primary Examiner*—Doris Clark

(74) *Attorney, Agent, or Firm*—McAndrews, Held & Malloy, Ltd.

(57) **CLAIM**

I claim the ornamental design for the cover for rail attachment, as shown and described.

**DESCRIPTION**

The present invention is the ornamental design for the cover for rail attachment. The nature and environmental use of the claimed design is as follows: The cover may be a plastic, wood, or metal cover, through plastic covers are presently preferred. A plastic cover may be formed from an extruded material, such as vinyl. The cover has an opening that receives an end of a rail. The cover hides or covers the attachment of the rail to a support post.

FIG. 1 is a perspective view of a cover for a rail attachment according to the present invention;

FIG. 2 is a top view of the cover for a rail attachment;

FIG. 3 is a view of a first side of the cover for a rail attachment;

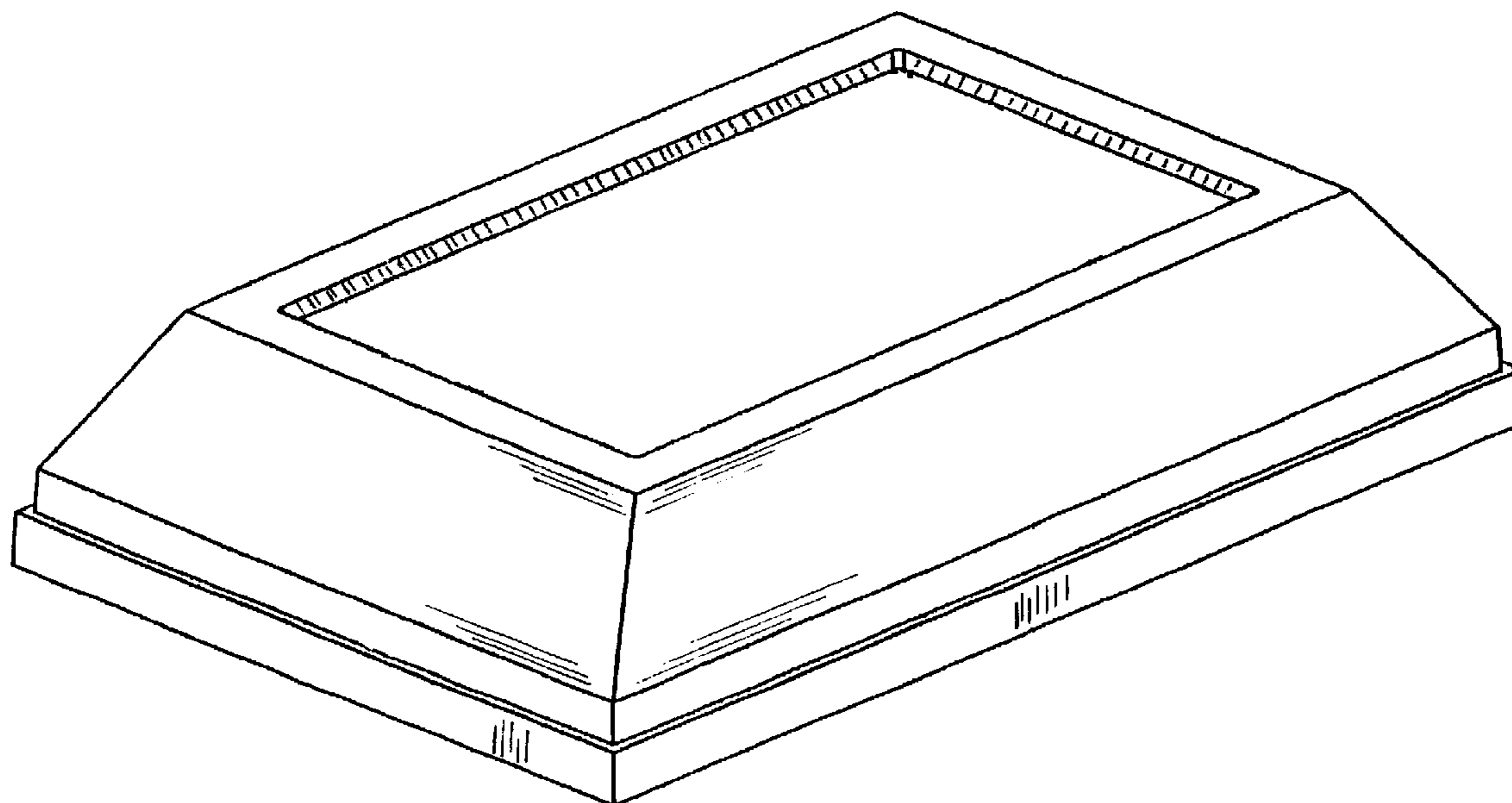
FIG. 4 is an upside-down view of a second side of the cover for a rail attachment;

FIG. 5 is a view of a third side of the cover for a rail attachment; and,

FIG. 6 is a view of a fourth side of the cover for a rail attachment.

Ordinarily, the bottom of the cover will not be visible when the cover is in use as a cover for a rail attachment.

**1 Claim, 6 Drawing Sheets**



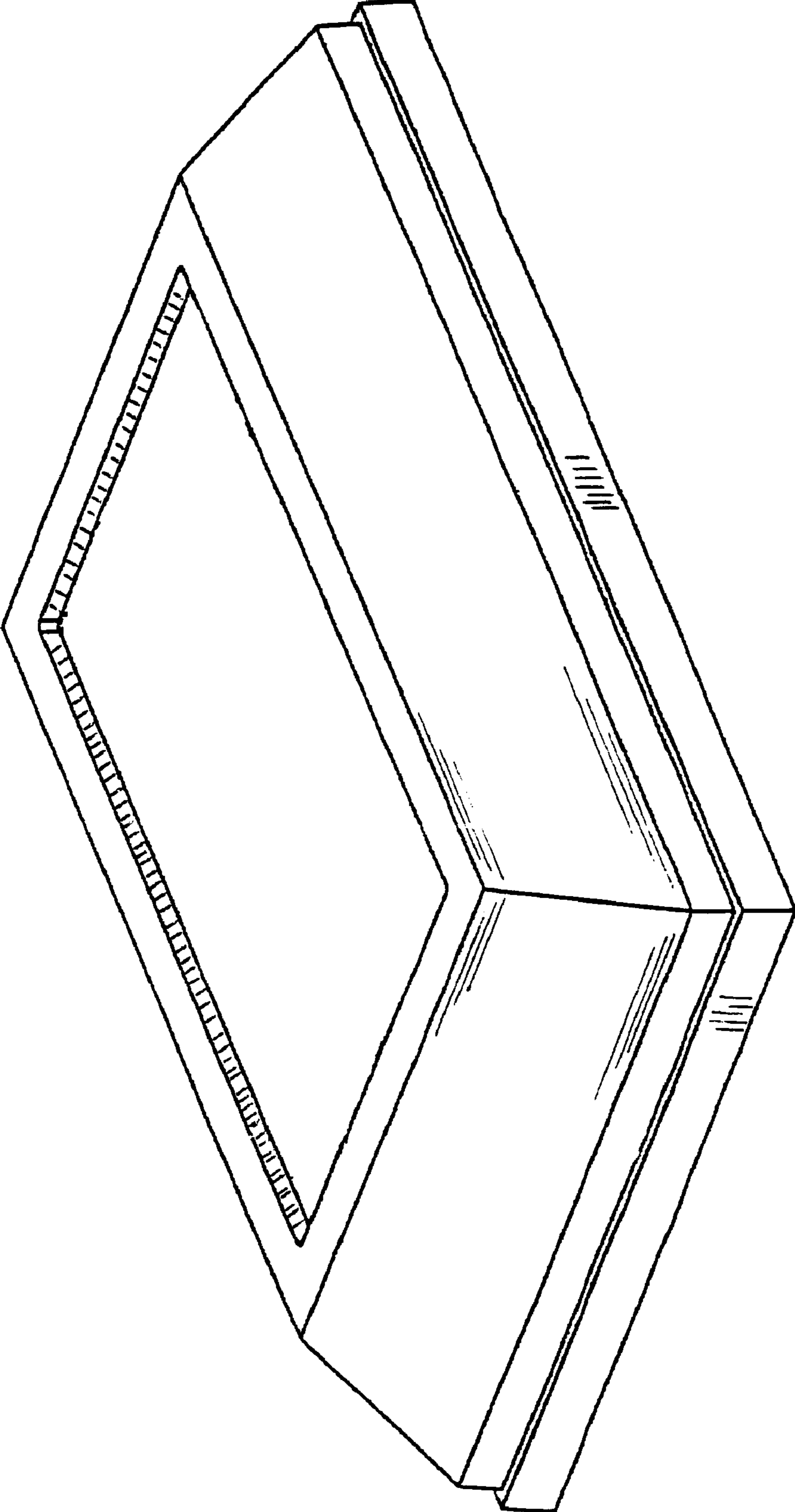


Figure 1

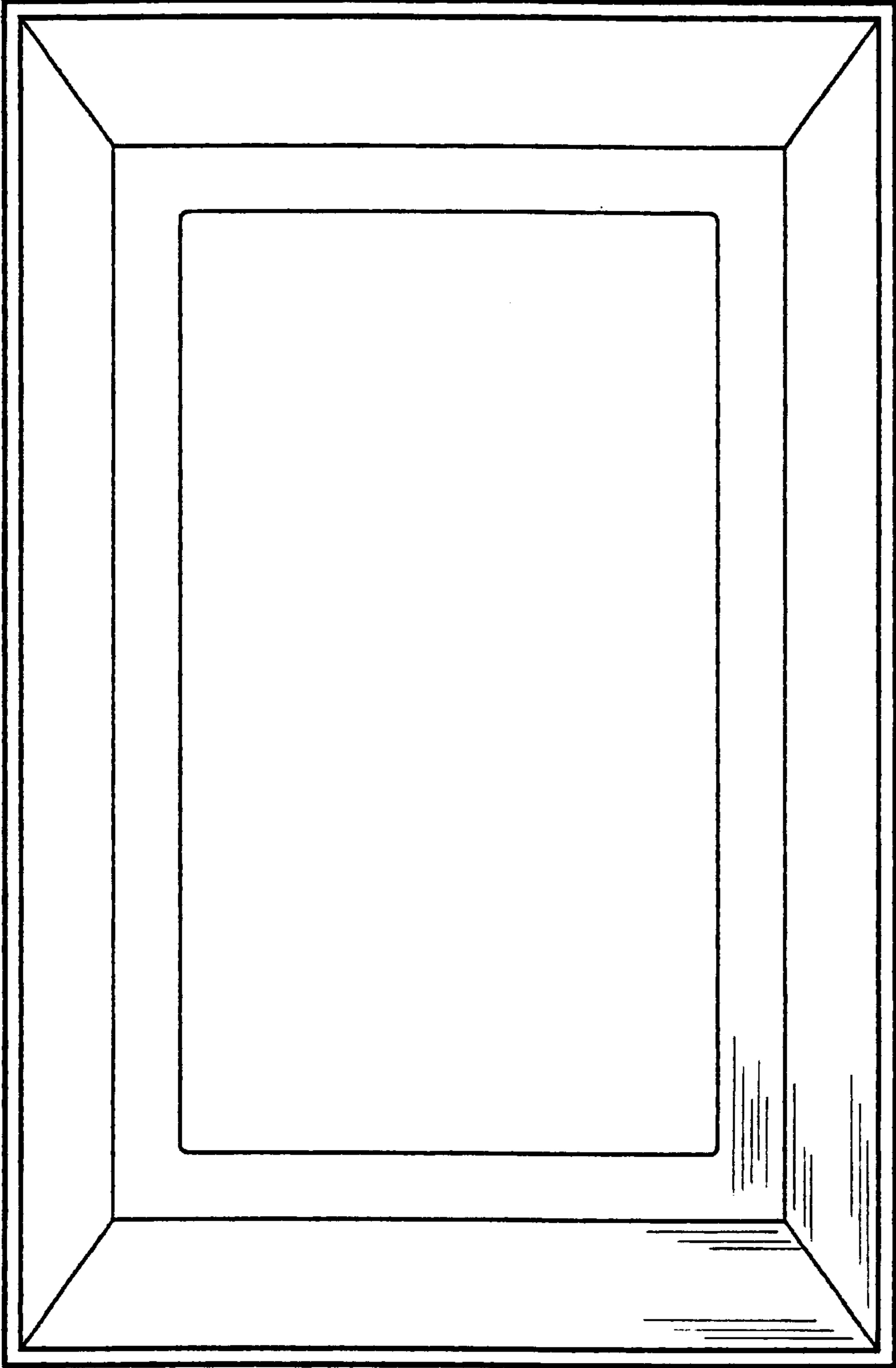


Figure 2




Figure 3




Figure 4




Figure 5




Figure 6