



US00D514704S

(12) **United States Design Patent**
Loyd

(10) **Patent No.:** **US D514,704 S**

(45) **Date of Patent:** **** Feb. 7, 2006**

(54) **SPA SHELL**

2004/0148694 A1 * 8/2004 Brennan et al. 4/541.1
2004/0148695 A1 * 8/2004 Fidel 4/541.1

(76) **Inventor:** **Casey Loyd**, 1462 E. 9th St., Pomona,
CA (US) 91766

OTHER PUBLICATIONS

(**) **Term:** **14 Years**

Photograph of Watkins Caldera–Geneva Spa.
Excerpt from 1999 Catalogue of Sundance Spas.
Excerpt from 1999 Catalogue of Sundance Spas.
Excerpt from vol. 1. Issue 1 of Cal Spas Today (1997).
Excerpt from vol. 1. Issue 1 of Cal Spas Today (1997).
Excerpt from Catalogue of Sunrise Spas.

(21) **Appl. No.:** **29/212,117**

(22) **Filed:** **Aug. 25, 2004**

(51) **LOC (8) Cl.** **24-04**

(52) **U.S. Cl.** **D24/204; D24/201; D23/277**

(58) **Field of Classification Search** D24/201,
D24/204, 205; D23/277; 4/541.1–541.6,
4/547, 578.1, 579; 601/154–158
See application file for complete search history.

* cited by examiner

Primary Examiner—Louis S. Zarfes
Assistant Examiner—Melanie Levy
(74) *Attorney, Agent, or Firm*—Denton L. Anderson;
Sheldon & Mak

(56) **References Cited**

(57) **CLAIM**

U.S. PATENT DOCUMENTS

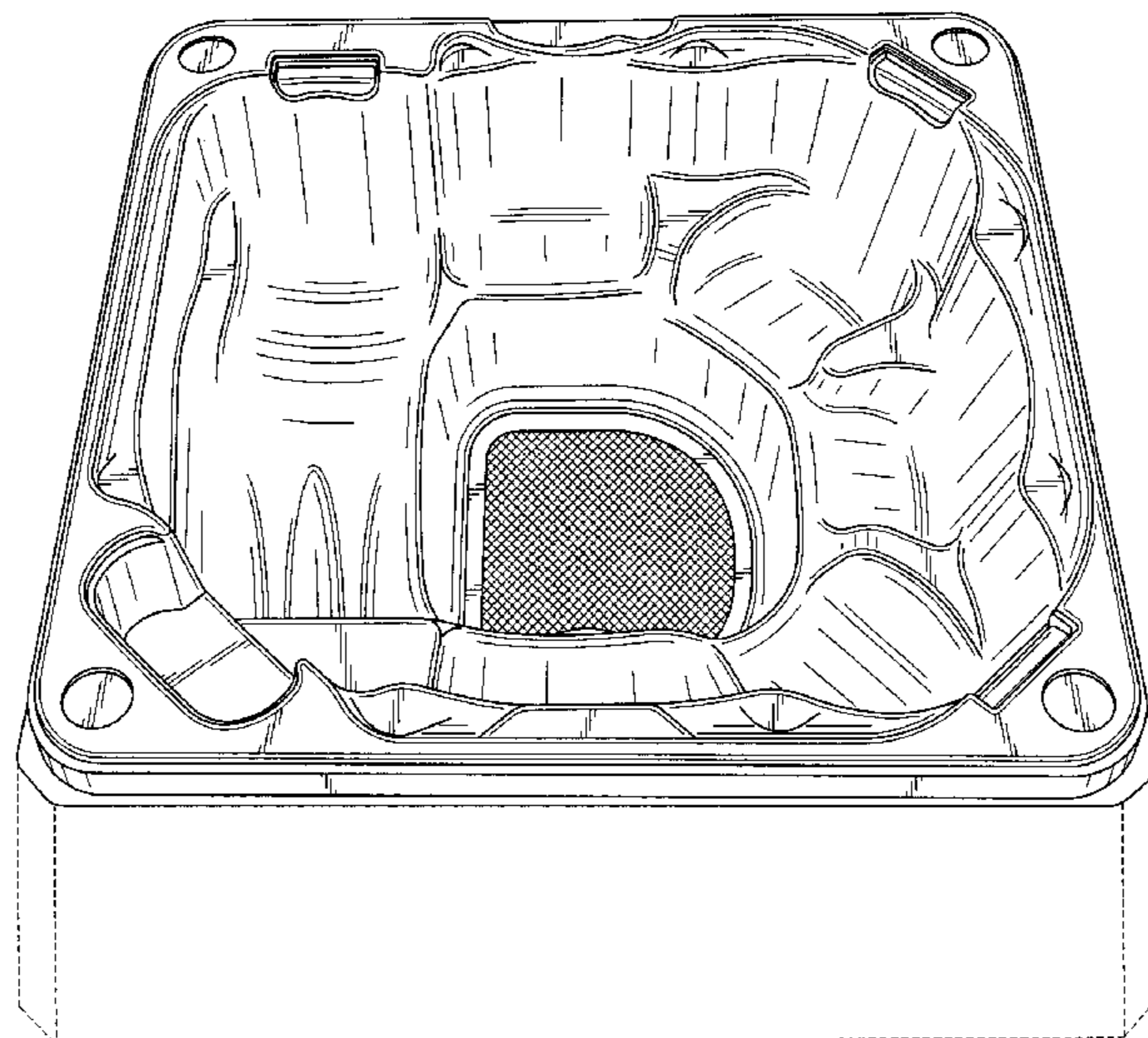
The ornamental design for a spa shell, as shown and described.

- D294,863 S * 3/1988 Kingsley D24/204
- D301,374 S * 5/1989 D’Innocente D24/204
- 4,860,392 A * 8/1989 Gardenier et al. 4/541.4
- D305,061 S * 12/1989 Pauls et al. D24/205
- D405,181 S * 2/1999 Larsen D24/204
- D405,182 S * 2/1999 Larsen D24/204
- D405,185 S * 2/1999 Larsen D24/204
- D405,186 S * 2/1999 Larsen D24/204
- D436,178 S * 1/2001 Larsen et al. D24/204
- D446,309 S * 8/2001 Bower D24/204
- D446,310 S * 8/2001 Bower D24/204
- D446,862 S * 8/2001 Larsen et al. D24/204
- D454,643 S * 3/2002 Gibson et al. D24/204
- D463,028 S * 9/2002 Bower D24/204
- D463,569 S * 9/2002 Bower D24/204
- 6,643,859 B1 * 11/2003 Brennan et al. 4/541.6
- 2003/0014811 A1 * 1/2003 Hammock 4/541.1
- 2004/0016051 A1 * 1/2004 Gardenier et al. 4/541.1
- 2004/0034919 A1 * 2/2004 Collins et al. 4/541.1

DESCRIPTION

FIG. 1 is a first perspective view of the spa shell of the invention;
FIG. 2 is a second perspective view of the spa shell illustrated in FIG. 1;
FIG. 3 is a top plan view of the spa shell illustrated in FIG. 1;
FIG. 4 is a first side view of the invention illustrated in FIG. 1; and,
FIG. 5 is a second side view of the spa shell illustrated in FIG. 1.
The broken lines are for illustrative purposes only and form no part of the claimed design.

1 Claim, 4 Drawing Sheets



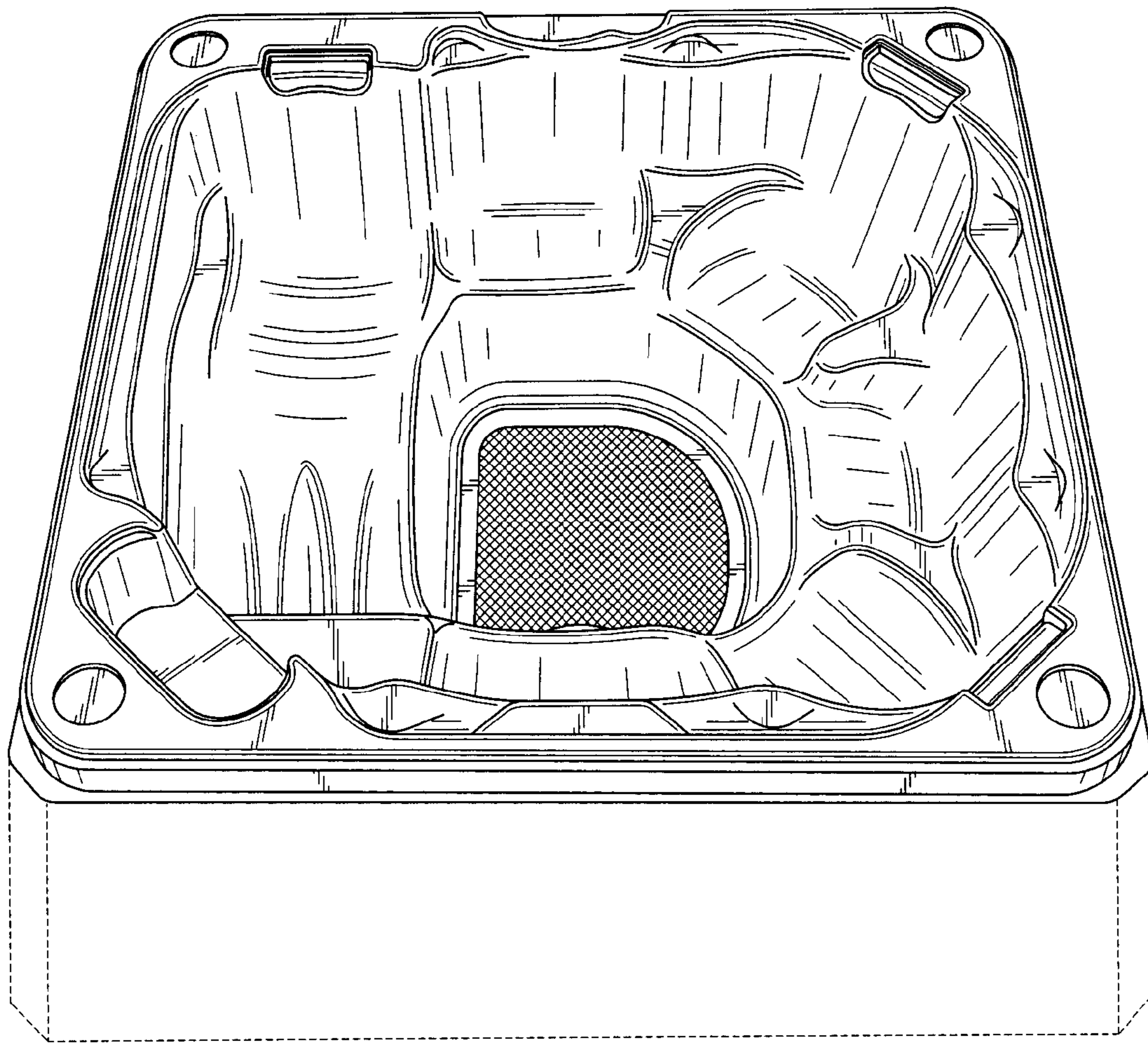


FIG. 1

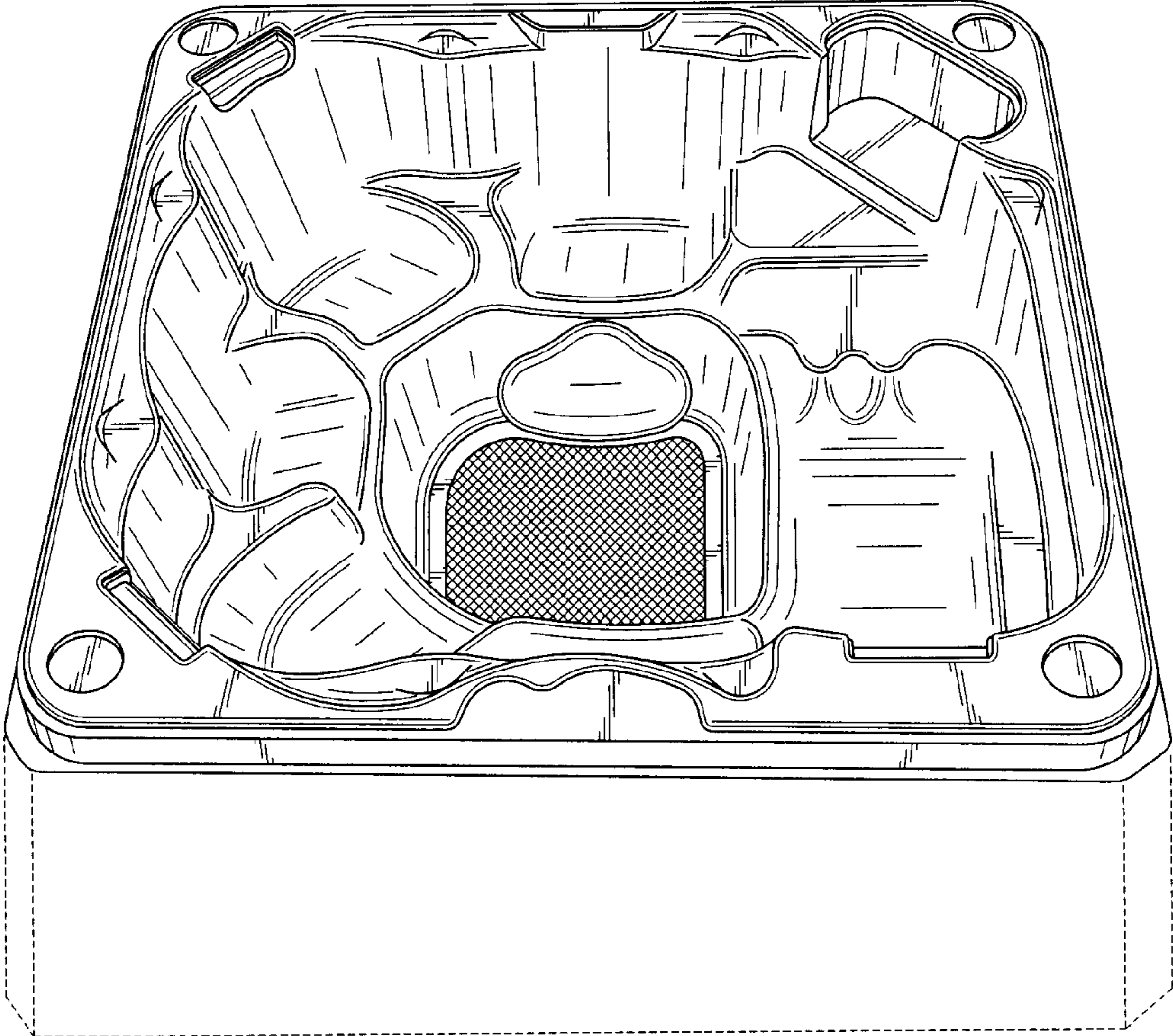


FIG. 2

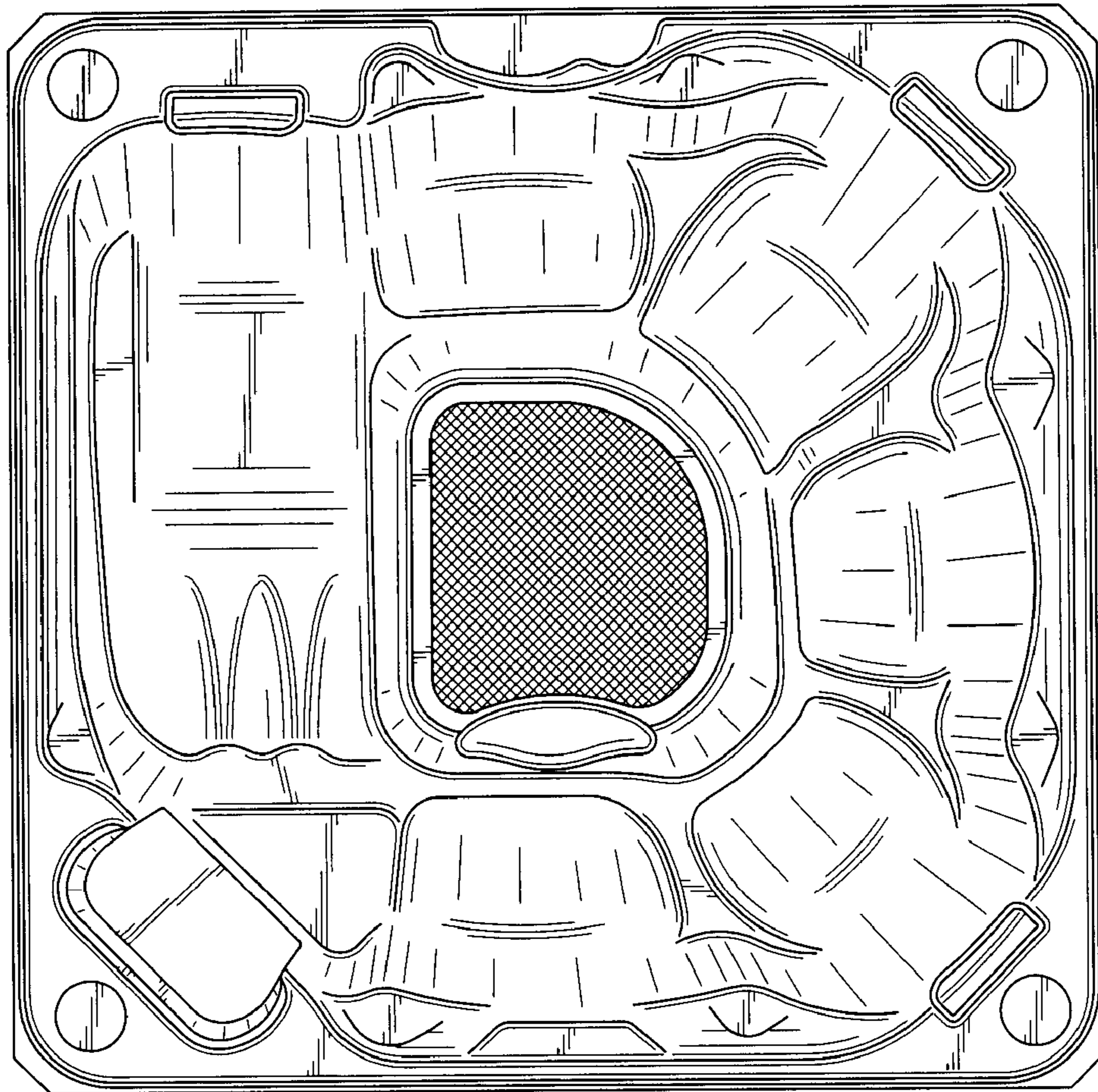


FIG. 3

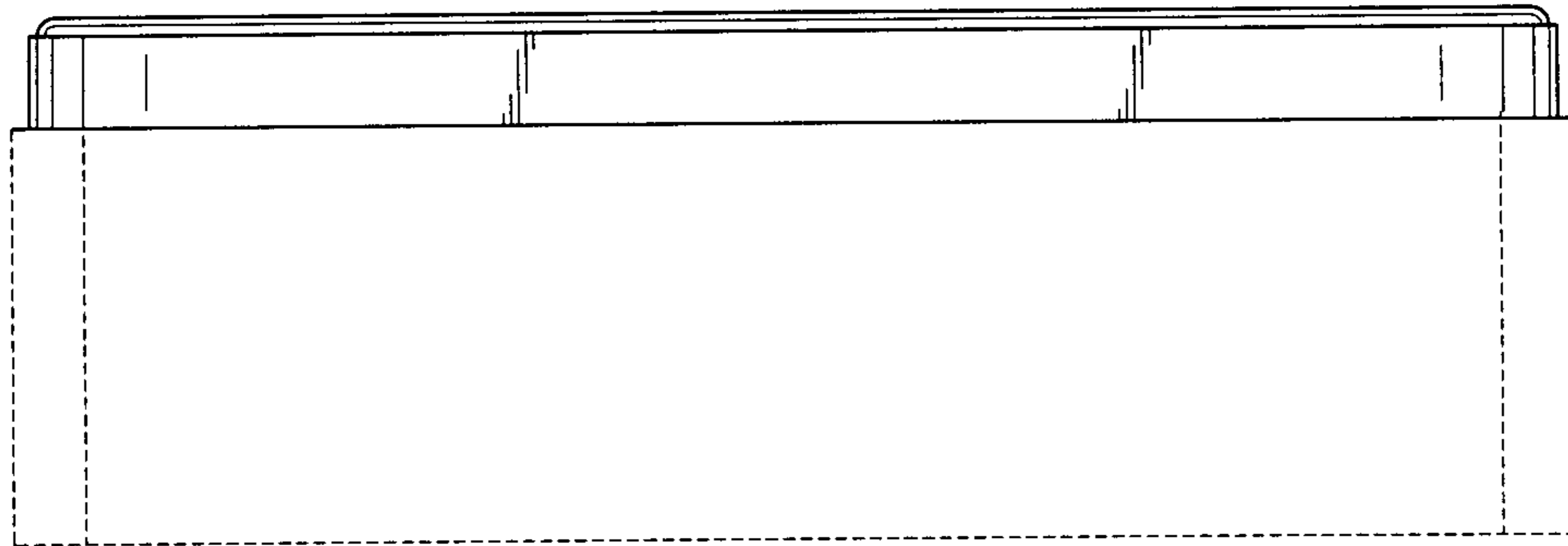


FIG. 4

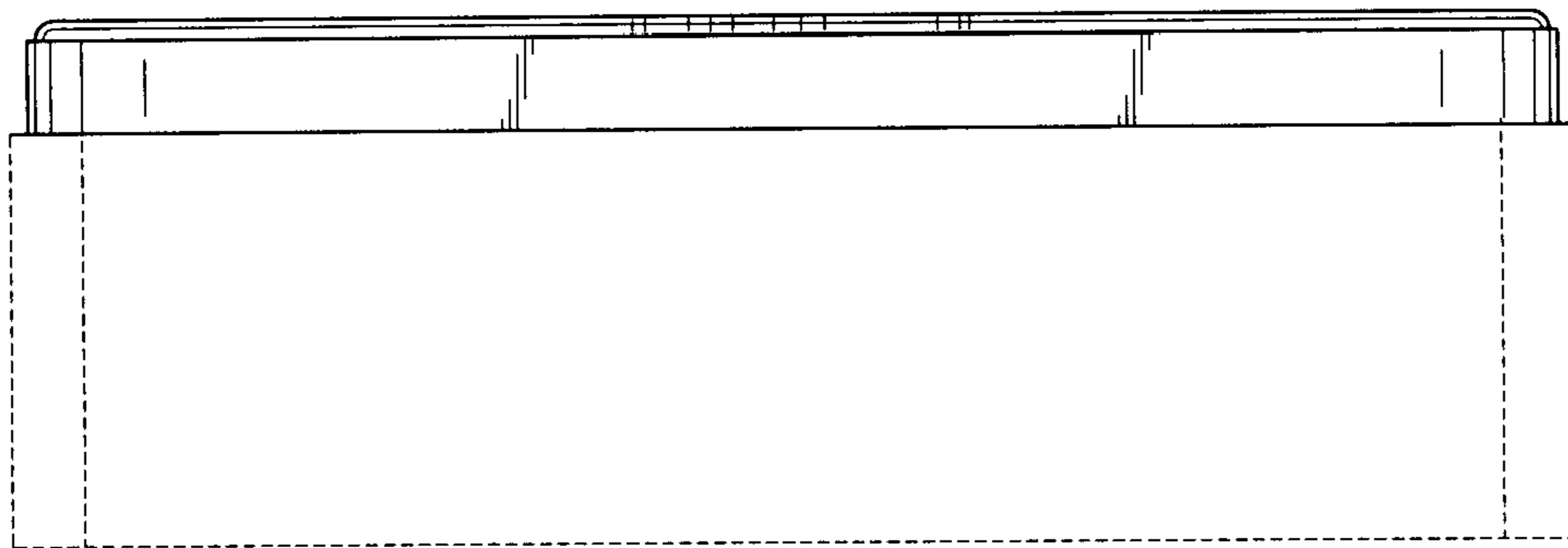


FIG. 5