



US00D514703S

(12) **United States Design Patent**  
**Palomino, Jr.**

(10) **Patent No.: US D514,703 S**

(45) **Date of Patent: \*\* Feb. 7, 2006**

(54) **BANDAGE**

(76) **Inventor: Guillermo Palomino, Jr., P.O. Box**  
2406, Greenfield, CA (US) 93927

(\*\*) **Term: 14 Years**

(21) **Appl. No.: 29/204,437**

(22) **Filed: Apr. 29, 2004**

(51) **LOC (8) Cl. .... 24-04**

(52) **U.S. Cl. .... D24/189**

(58) **Field of Classification Search .... D24/189;**  
602/41-56

See application file for complete search history.

(56) **References Cited**

**U.S. PATENT DOCUMENTS**

2,905,174 A	*	9/1959	Smith	602/42
4,390,519 A	*	6/1983	Sawyer	602/50
4,530,353 A	*	7/1985	Lauritzen	602/42
4,808,172 A	*	2/1989	Murata	602/48
D304,238 S	*	10/1989	Palau	D24/189

5,170,781 A	*	12/1992	Loomis	602/41
5,423,736 A	*	6/1995	Cartmell et al.	602/42
D420,449 S	*	2/2000	Schifrin et al.	24/189

\* cited by examiner

*Primary Examiner*—Ian Simmons

*Assistant Examiner*—Daniel Yu

(74) *Attorney, Agent, or Firm*—Jeffrey A. Hall

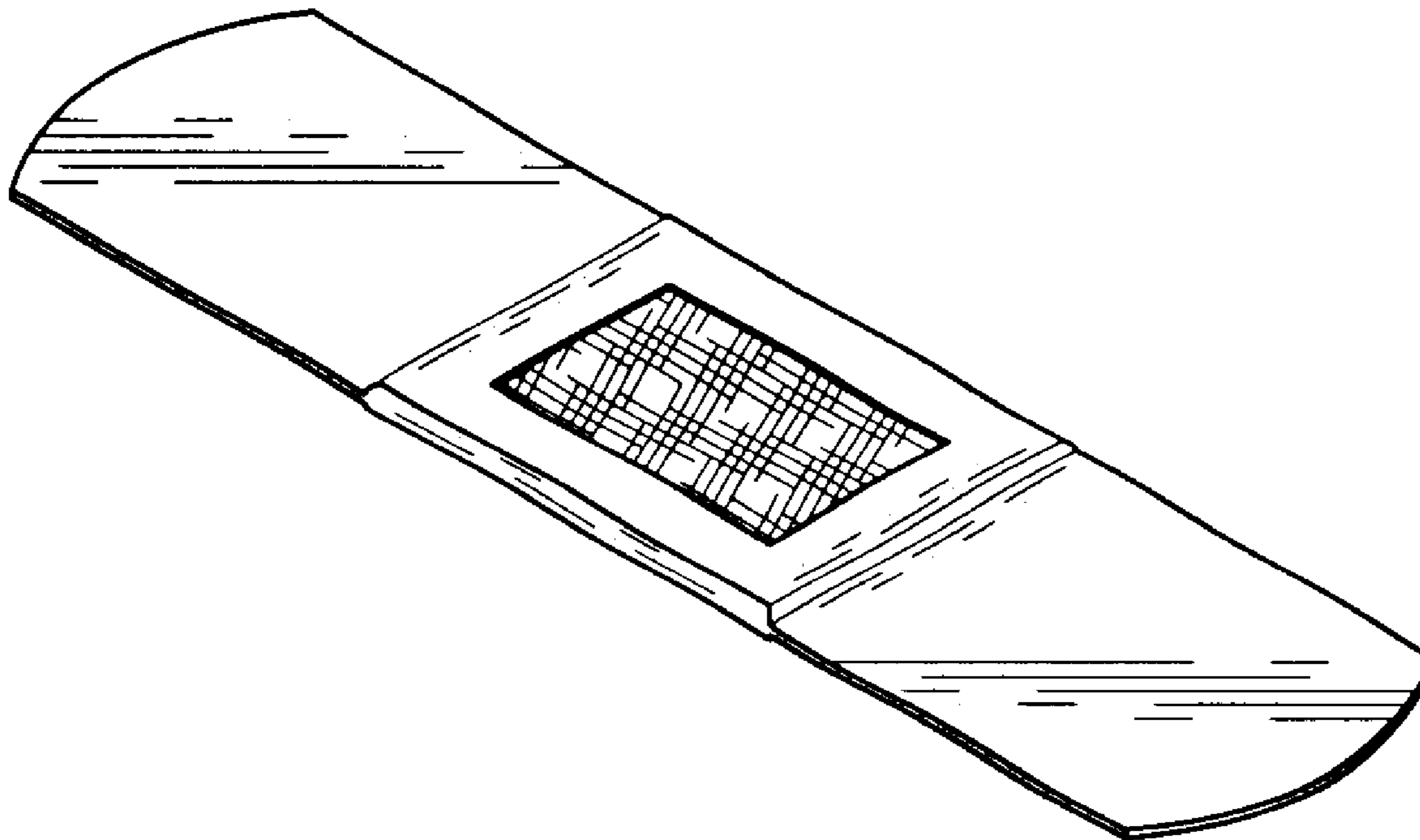
(57) **CLAIM**

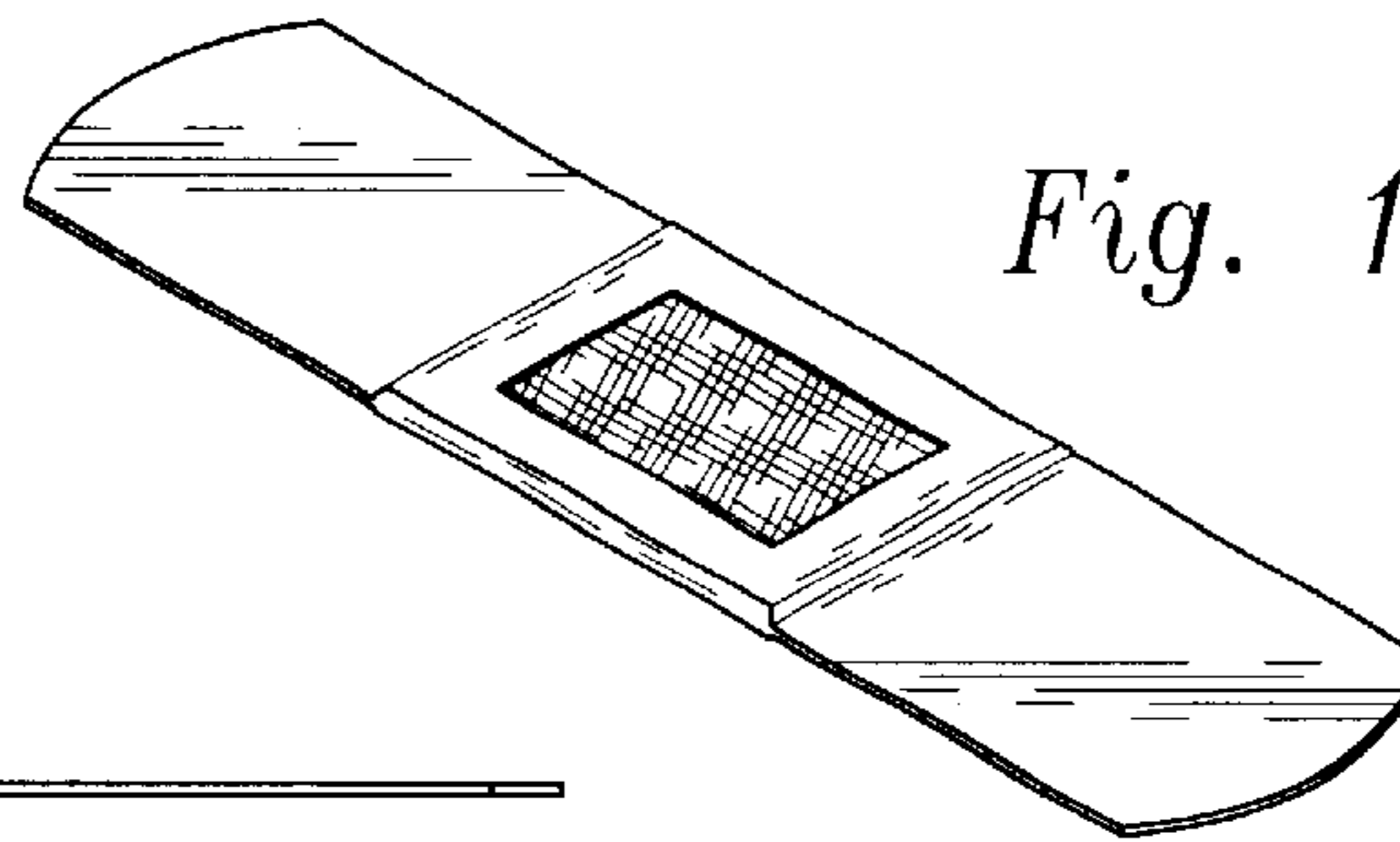
I claim the ornamental design for a bandage, as shown.

**DESCRIPTION**


FIG. 1 is a perspective showing my new bandage design;  
FIG. 2 is a front view thereof;  
FIG. 3 is a top view thereof;  
FIG. 4 is a rear view, thereof;  
FIG. 5 is a bottom view thereof;  
FIG. 6 is a left side view thereof;  
FIG. 7 is a right side view thereof; and,  
FIG. 8 is an exploded perspective view thereof.

**1 Claim, 1 Drawing Sheet**

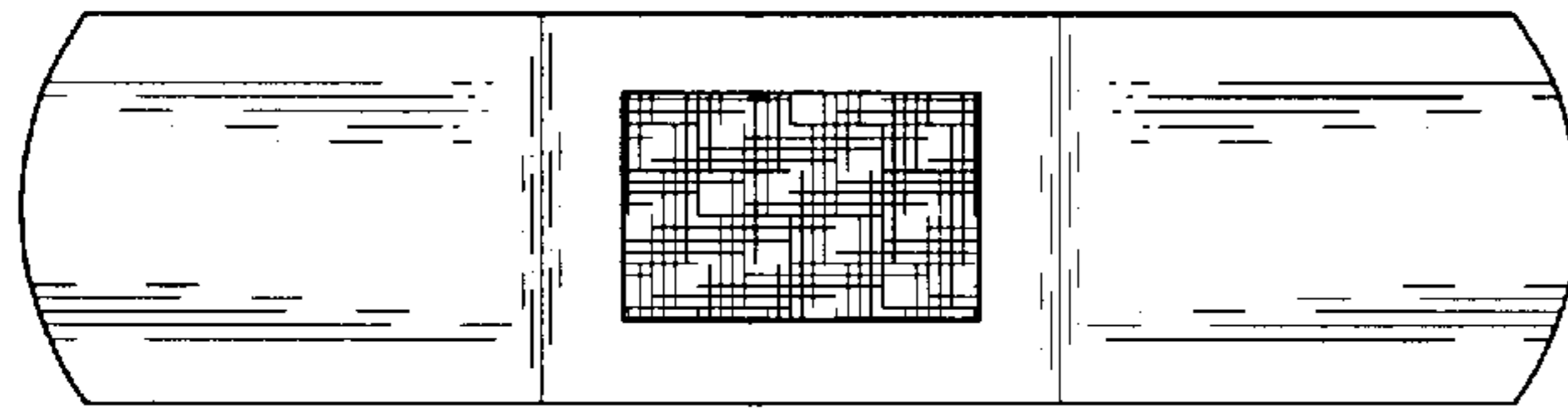





*Fig. 1*




*Fig. 2*




*Fig. 3*



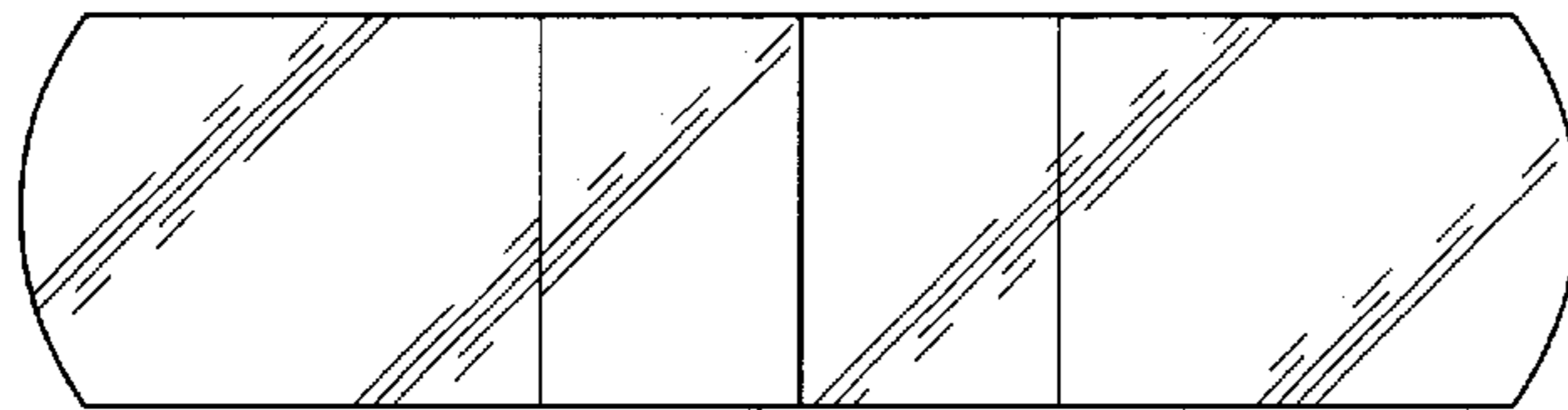
*Fig. 6*



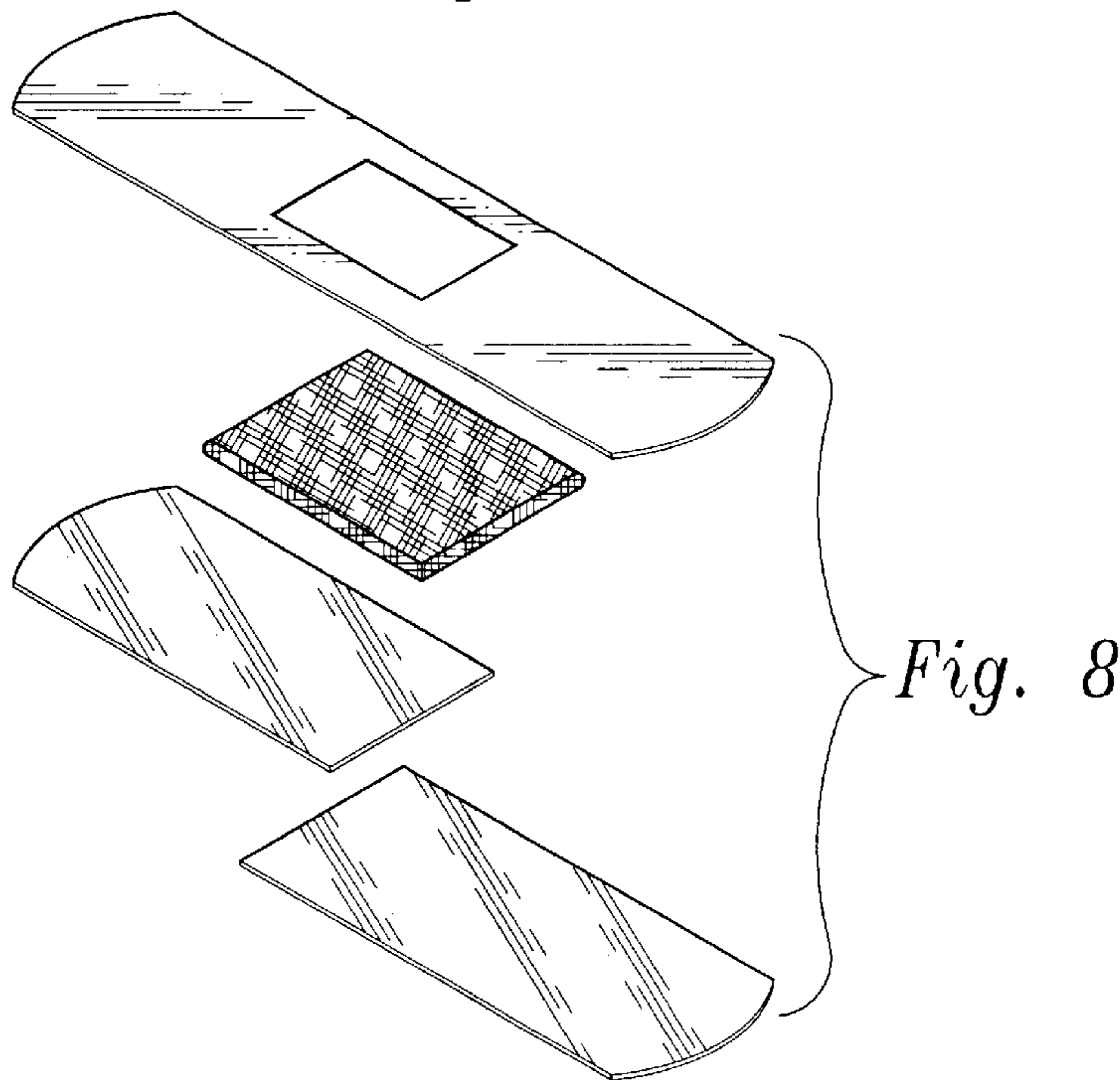
*Fig. 4*



*Fig. 7*



*Fig. 5*



*Fig. 8*