



US00D514702S

(12) **United States Design Patent**
Metcalf et al.

(10) **Patent No.:** **US D514,702 S**

(45) **Date of Patent:** **** Feb. 7, 2006**

(54) **MEDICAL SUPPORT BELT**

(76) Inventors: **Robert Metcalfe**, 4052 Longmoor Dr.,
Burlington, Ontario (CA), L7L 1X2;
Gordon Travis, 185 Springfield Dr.,
Hamilton, Ontario (CA), L9B 1M8

(**) Term: **14 Years**

(21) Appl. No.: **29/214,111**

(22) Filed: **Sep. 29, 2004**

Related U.S. Application Data

(62) Division of application No. 29/193,077, filed on Nov. 4,
2003.

(51) **LOC (8) Cl.** **24-01**

(52) **U.S. Cl.** **D24/188**

(58) **Field of Classification Search** D24/114,
D24/188, 190-192; 602/19, 23, 1, 4; 128/99.1,
128/100.1, 102.1, 876, 891

See application file for complete search history.

(56) **References Cited**

U.S. PATENT DOCUMENTS

655,618 A	*	8/1900	Garvey	128/98.1
3,646,932 A	*	3/1972	Schultz	128/95.1
4,957,105 A	*	9/1990	Kurth	128/96.1
4,977,893 A	*	12/1990	Hunt	602/61
D343,002 S	*	1/1994	Gauvry	D24/192

5,423,852 A	*	6/1995	Daneshvar	606/201
5,799,650 A	*	9/1998	Harris	128/96.1
5,928,175 A	*	7/1999	Tanaka	602/75

* cited by examiner

Primary Examiner—Ian Simmons

Assistant Examiner—Daniel Yu

(57) **CLAIM**

The ornamental design for a medical support belt, as shown and described.

DESCRIPTION

FIG. 1 is a top plan view of a medical support belt showing our new design;

FIG. 2 is a bottom plan view thereof;

FIG. 3 is a top plan view of a second embodiment of a medical support belt showing our new design;

FIG. 4 is a bottom plan view thereof;

FIG. 5 is a top perspective view, shown from the left side, of the medical support belt shown in FIG. 1;

FIG. 6 is a bottom perspective view thereof; shown from the left side;

FIG. 7 is a top perspective view, shown from the left side, of the medical support belt shown in FIG. 3; and,

FIG. 8 is a bottom perspective view thereof, shown from the left side.

The broken line on the surface of the claimed design represents top-stitching.

1 Claim, 4 Drawing Sheets

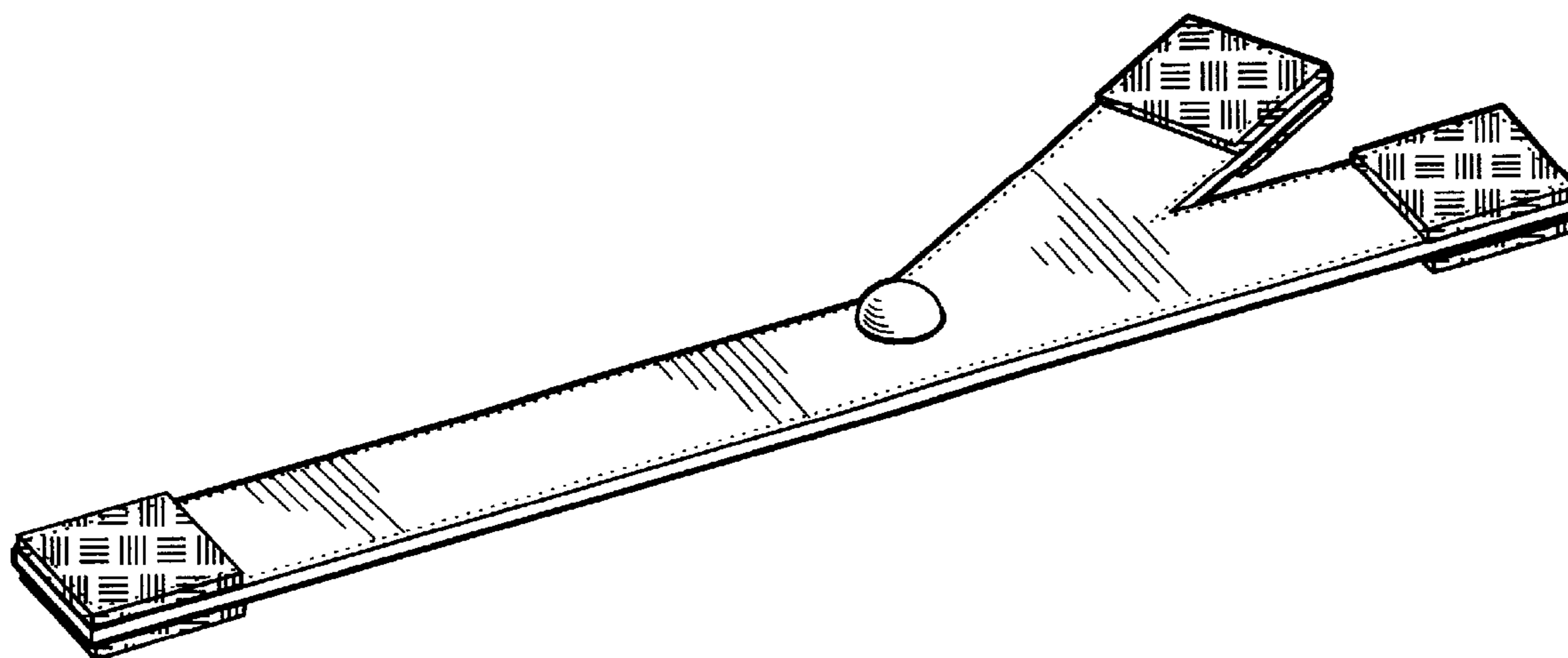


Fig. 1

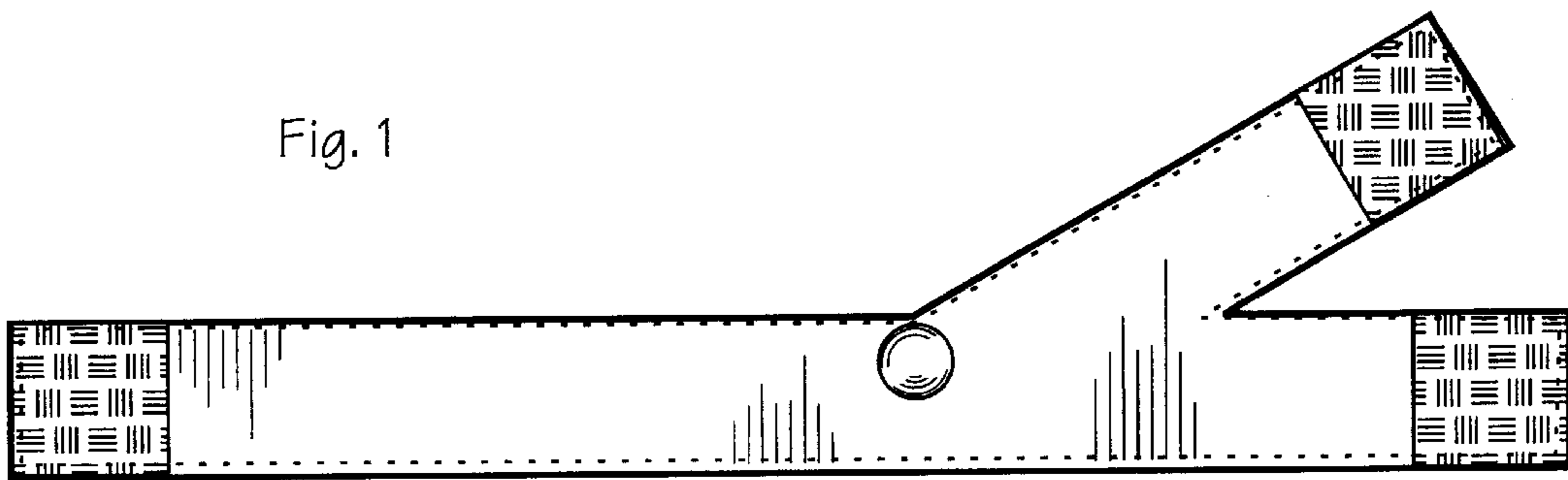


Fig. 2

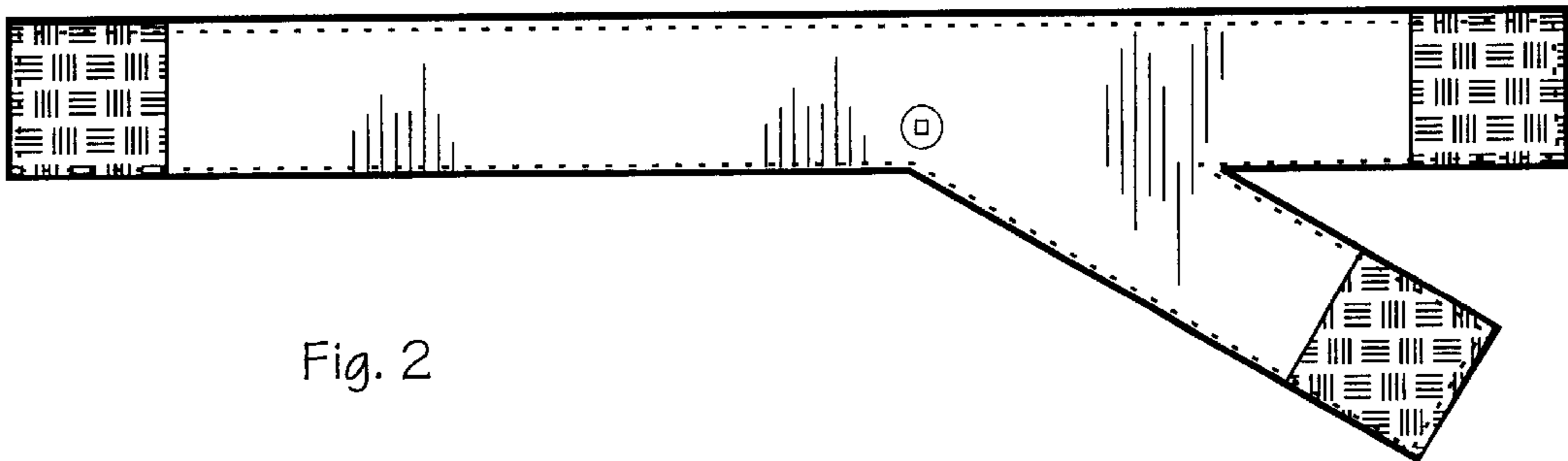


Fig. 3

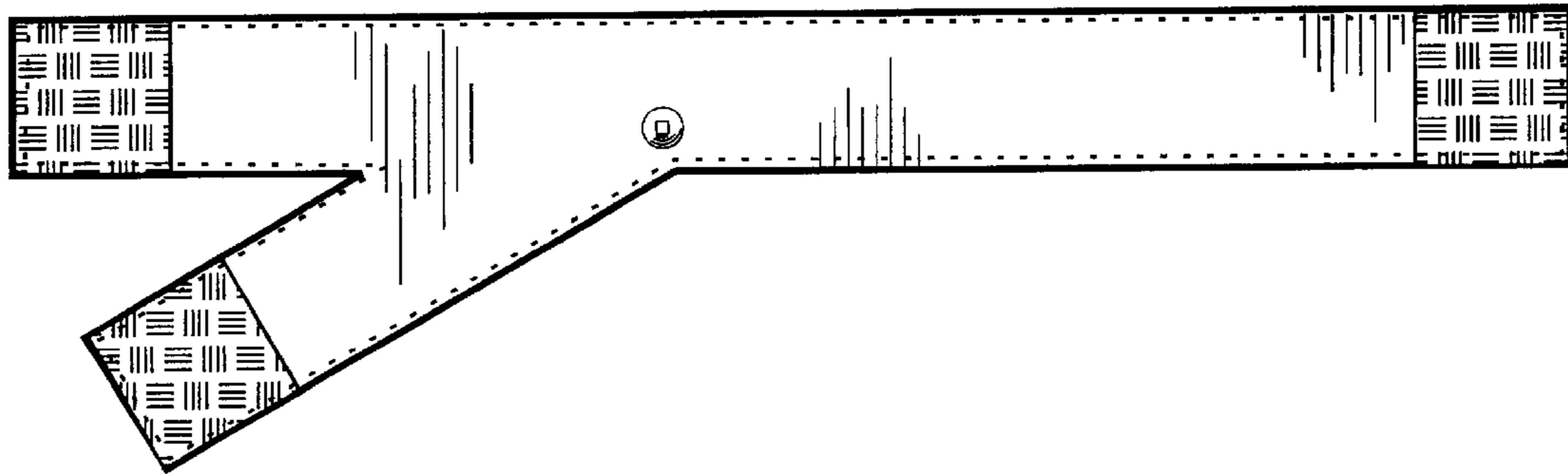
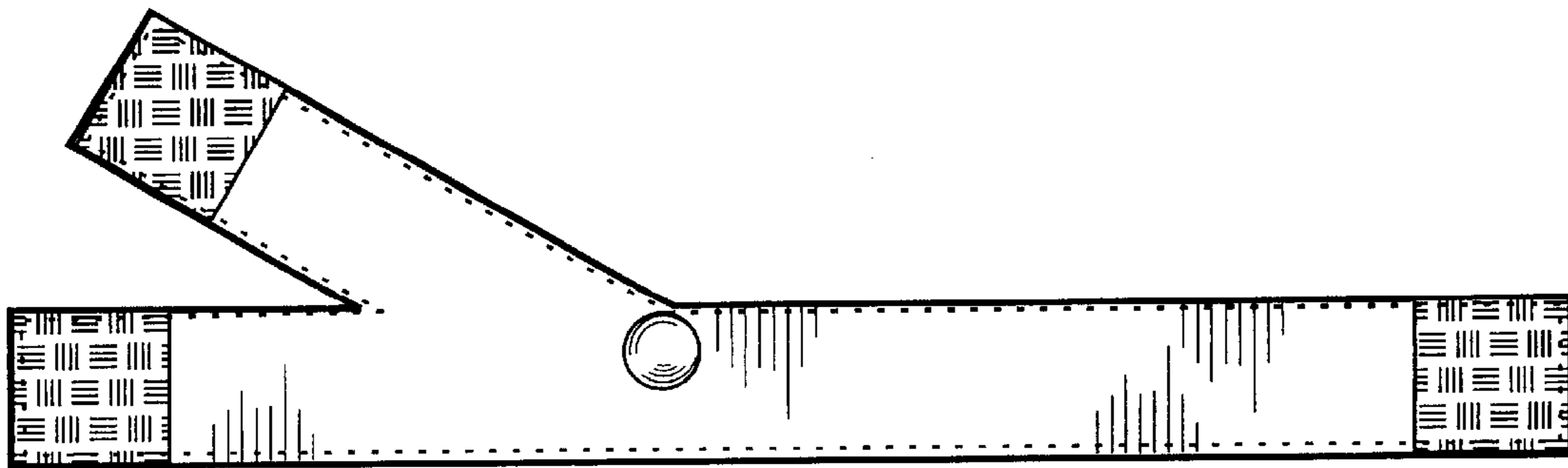


Fig. 4

