

US00D514699S

(12) **United States Design Patent**  
**Beckwith**

(10) **Patent No.:** **US D514,699 S**

(45) **Date of Patent:** **\*\* Feb. 7, 2006**

(54) **FILM WITH TRACING GRID AND DATA RECORDING AREAS**

(75) Inventor: **Gillian Beckwith, Hull (GB)**

(73) Assignee: **T. J. Smith & Nephew Limited (GB)**

(\*\*) Term: **14 Years**

(21) Appl. No.: **29/186,091**

(22) Filed: **Jul. 10, 2003**

(51) **LOC (8) Cl.** ..... **24-01**

(52) **U.S. Cl.** ..... **D24/140; D24/158**

(58) **Field of Classification Search** ..... D24/140,  
D24/158, 161, 133; D20/27, 10, 19; D10/70,  
D10/64, 71, 65; 33/512, 511; 128/888; 378/164,  
378/162, 165, 182, 184; 356/626, 627; 600/300,  
600/437; 602/42, 52, 41

See application file for complete search history.

(56) **References Cited**

**U.S. PATENT DOCUMENTS**

- D322,125 S \* 12/1991 Dorsey ..... D24/140
- 5,265,605 A \* 11/1993 Afflerbach ..... 600/300
- 5,285,785 A \* 2/1994 Meyer ..... 33/512
- D347,062 S \* 5/1994 Logan ..... D24/158

- 5,605,165 A \* 2/1997 Sessions et al. .... 128/888
- D412,208 S \* 7/1999 Nelson et al. .... D24/158
- D450,385 S \* 11/2001 Salazar et al. .... D24/158
- D462,873 S \* 9/2002 Miljkovic ..... D24/158
- 6,692,032 B2 \* 2/2004 Christy ..... 600/300
- 6,706,940 B2 \* 3/2004 Worthley ..... 602/42
- D507,053 S \* 7/2005 Åkerfeldt et al. .... D24/158

\* cited by examiner

*Primary Examiner*—Ian Simmons

(74) *Attorney, Agent, or Firm*—Douglas E. Jackson; Stites & Harbison, PLLC

(57) **CLAIM**

The ornamental design for a film with tracing grid and data recording areas, as shown and described.



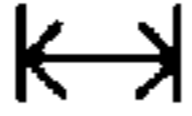



**DESCRIPTION**

The single FIGURE is a plan view of a film with tracing grid and data recording areas according to the present invention. The crossing broken lines in the four quadrants of the grid do form part of the invention.


The broken lines forming a border around the remaining elements are for illustrative purposes only and form no part of the invention.


**1 Claim, 1 Drawing Sheet**


2


      2

cm<sup>2</sup>  cm  cm  %  %  cm

OK  7  8  9  \_\_\_\_\_

4  5  6  \_\_\_\_\_

C  1  2  3  \_\_\_\_\_ / \_\_\_\_\_ / \_\_\_\_\_

+  0  -  \_\_\_\_\_