



US00D514683S

(12) **United States Design Patent**
Green et al.

(10) **Patent No.:** **US D514,683 S**
(45) **Date of Patent:** **** Feb. 7, 2006**

(54) **AIR FRESHENER**

(76) Inventors: **Dennis E. Green**, 8200 S. Akron St.,
#122, Englewood, CO (US) 80112;
Mary Lou Green, 8200 S. Akron St.,
#122, Englewood, CO (US) 80112

(**) **Term:** **14 Years**

(21) **Appl. No.:** **29/225,622**

(22) **Filed:** **Mar. 18, 2005**

(51) **LOC (8) Cl.** **23-04**

(52) **U.S. Cl.** **D23/366**

(58) **Field of Classification Search** D23/356-369;
392/390, 392, 393, 394, 398; 239/34, 53,
239/56, 57, 58, 135, 136; 261/DIG. 17, DIG. 65,
261/DIG. 88, DIG. 89; D2/717
See application file for complete search history.

(56) **References Cited**

U.S. PATENT DOCUMENTS

1,683,792	A	*	9/1928	Naumburg	239/57
4,987,610	A	*	1/1991	Hunt	2/46
D321,786	S	*	11/1991	Kraus	D3/211
5,175,888	A	*	1/1993	Clark	2/243.1
D360,651	S	*	7/1995	Budde et al.	D19/52
D399,052	S	*	10/1998	Fritsche	D3/211
D403,707	S	*	1/1999	Wyatt et al.	D20/29
D413,971	S	*	9/1999	Fritsche	D23/367
D430,219	S	*	8/2000	Chagan	D20/23
D432,225	S	*	10/2000	Fritsche	D23/367
D439,965	S	*	4/2001	Aiken	D23/367
D440,297	S	*	4/2001	Aiken	D23/367
D440,646	S	*	4/2001	Aiken	D23/367

D441,857	S	*	5/2001	Aiken	D23/367
D498,174	S	*	11/2004	Puett, III	D11/172
D505,642	S	*	5/2005	Puett, III	D11/172
D505,643	S	*	5/2005	Puett, III	D11/172
D505,885	S	*	6/2005	Puett, III	D11/172
D505,887	S	*	6/2005	Puett, III	D11/172
D505,888	S	*	6/2005	Puett, III	D11/172

OTHER PUBLICATIONS

MEDO "Hawaiian Fun" Air Freshener, 1 pg.

* cited by examiner

Primary Examiner—Sandra S. Snapp

(74) *Attorney, Agent, or Firm*—Dorr, Carson, Sloan, Birney & Kramer, P.C.

(57) **CLAIM**

The ornamental design for an air freshener, as shown and described.

DESCRIPTION

FIG. 1 is a front perspective view of an air freshener showing our new design.

FIG. 2 is front elevational view thereof.

FIG. 3 is a right side elevational view thereof, with the left side elevational view being a mirror image of FIG. 3.

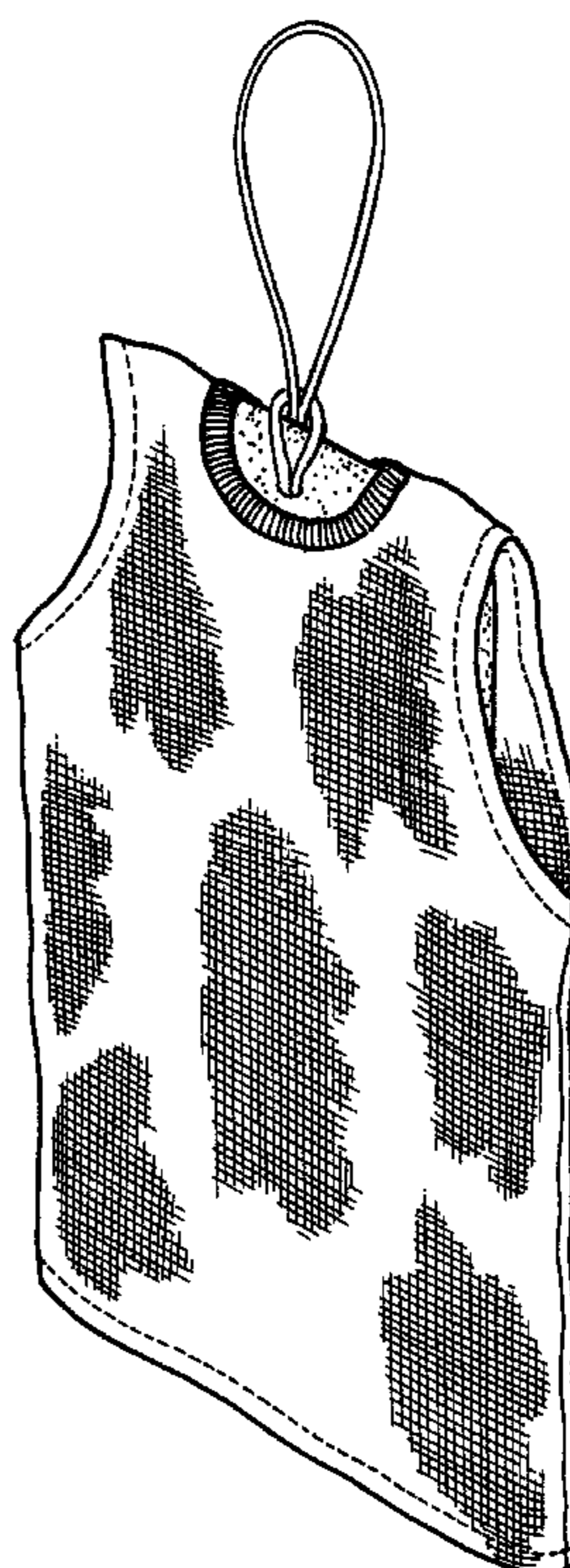
FIG. 4 is a rear elevational view thereof.

FIG. 5 is a top plan view thereof; and,

FIG. 6 is a bottom plan view thereof.

The evenly spaced pattern of broken lines in the drawings represent a pattern of stitching. The crisscross pattern of lines in the drawings represent material that is understood to be distributed uniformly over the surface of the air freshener.

1 Claim, 3 Drawing Sheets



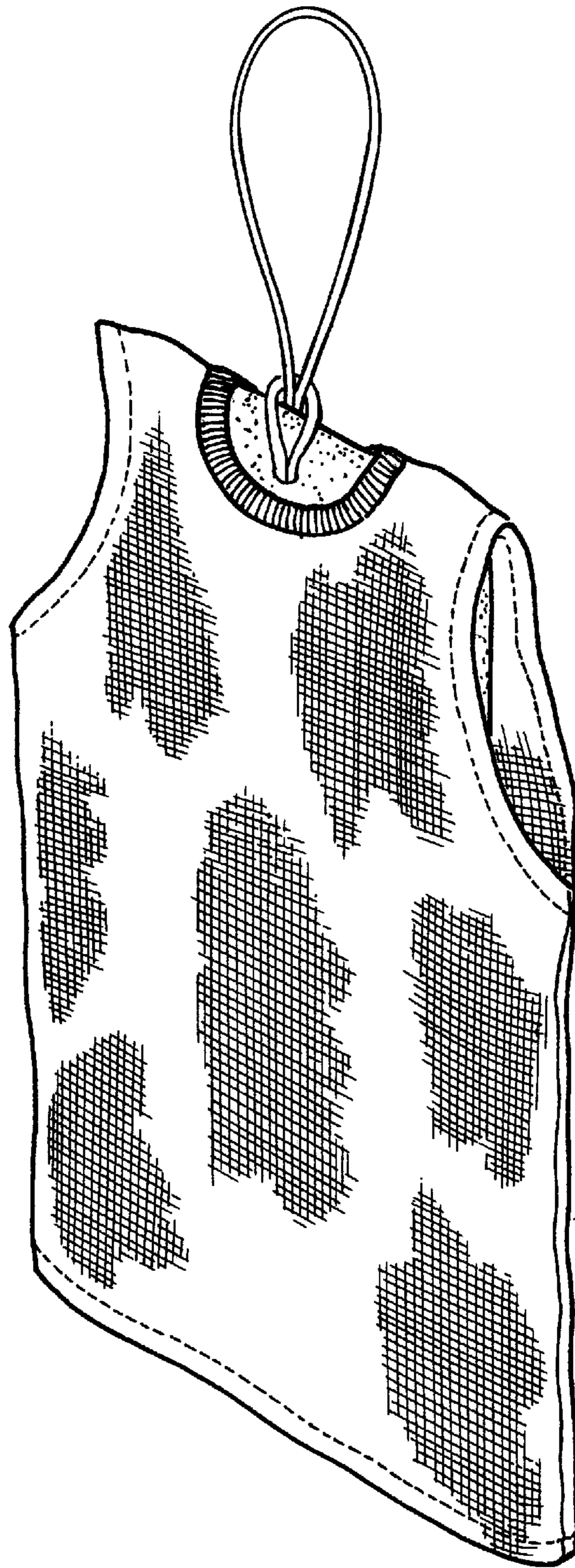


Fig. 1

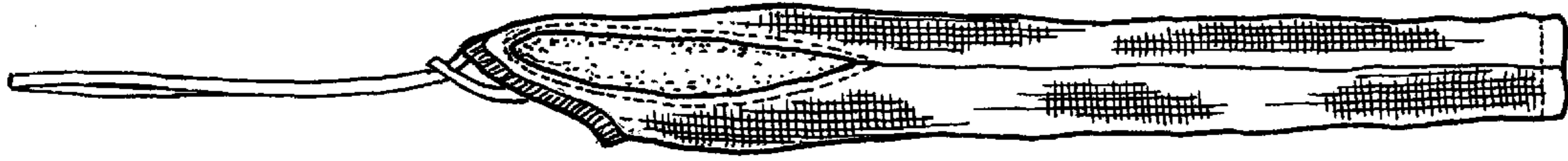


Fig. 3

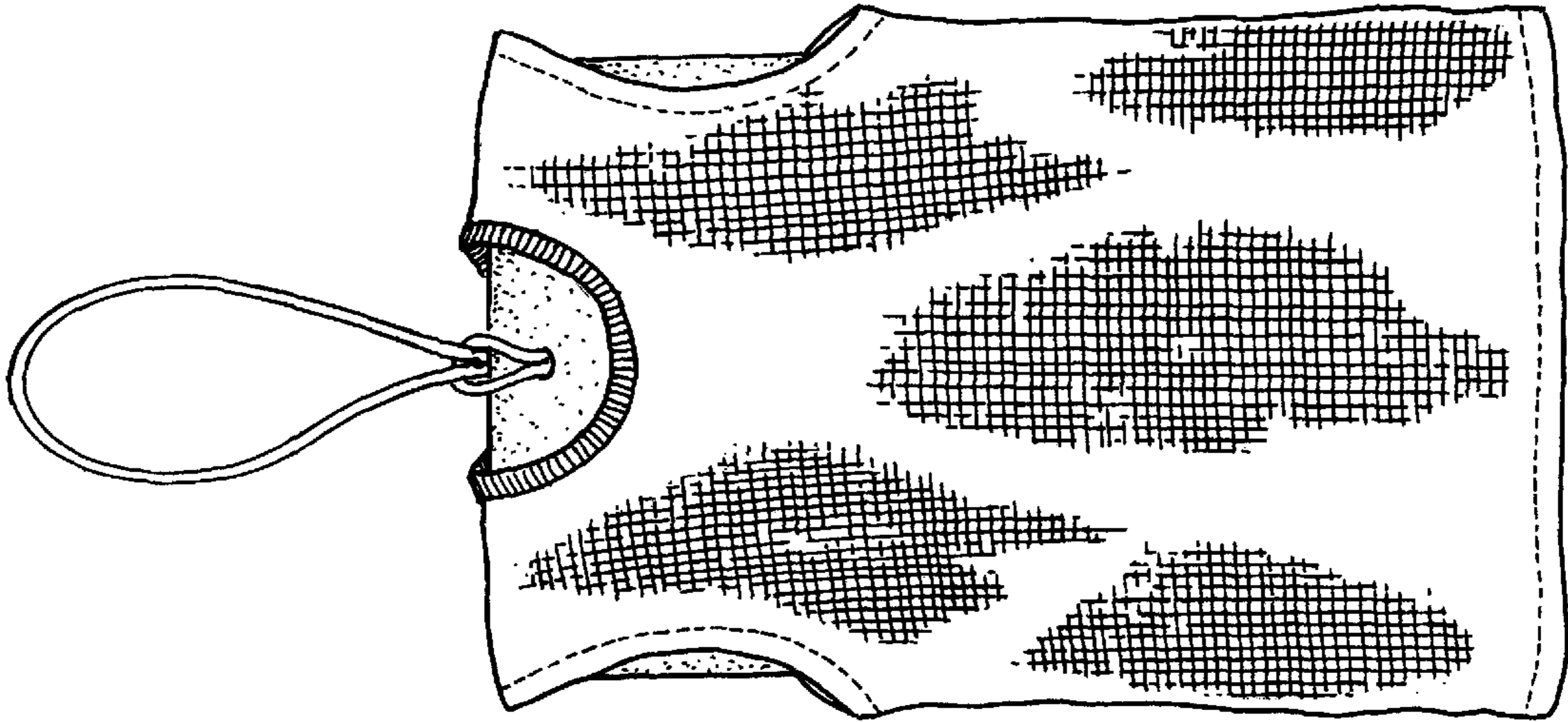


Fig. 2

Fig. 4



Fig. 5




Fig. 6

