



US00D514679S

(12) **United States Design Patent** (10) **Patent No.:** **US D514,679 S**  
**Wheatley** (45) **Date of Patent:** **\*\* Feb. 7, 2006**

(54) **AIR FRESHENER**  
(75) **Inventor:** **Alan J. Wheatley**, Draper, UT (US)  
(73) **Assignee:** **American Covers, Inc.**, Draper, UT (US)  
(\*\*) **Term:** **14 Years**

5,638,249 A 6/1997 Rubino  
D390,941 S 2/1998 Cessaroni et al.  
5,780,527 A 7/1998 O'leary  
5,845,847 A 12/1998 Maritn et al.  
5,861,128 A 1/1999 Vick et al.  
6,191,197 B1 2/2001 Wang et al.  
6,291,371 B1 9/2001 Shefer et al.  
6,309,715 B1 10/2001 Lindauer et al.  
6,416,043 B1 7/2002 Eisenbraun  
D485,343 S 1/2004 Wu  
D487,504 S \* 3/2004 Yuen ..... D23/366  
D488,214 S \* 4/2004 Quantin ..... D23/366  
2003/0097936 A1 5/2003 Maleeny et al.

(21) **Appl. No.:** **29/204,958**  
(22) **Filed:** **May 5, 2004**

(51) **LOC (8) Cl.** ..... **23-04**  
(52) **U.S. Cl.** ..... **D23/366**  
(58) **Field of Classification Search** ..... 239/135,  
239/136, 58; 261/DIG. 17, DIG. 65; D23/356-369;  
392/390, 392; D21/392  
See application file for complete search history.

**FOREIGN PATENT DOCUMENTS**

WO WO 02/38029 5/2002

\* cited by examiner

*Primary Examiner*—Sandra S. Snapp  
(74) *Attorney, Agent, or Firm*—Thorpe North & Western

(56) **References Cited**

**U.S. PATENT DOCUMENTS**

2,128,118 A 8/1938 Burford  
2,466,502 A 4/1949 Stiller  
2,642,248 A 6/1953 Semon  
3,654,047 A 4/1972 Berkowitz  
D250,041 S \* 10/1978 Schimanski ..... D23/369  
D258,511 S \* 3/1981 Ashton ..... D19/90  
4,638,057 A 1/1987 Takahashi et al.  
4,649,046 A 3/1987 Kross  
4,703,070 A 10/1987 Locko et al.  
4,749,222 A 6/1988 Idland  
4,874,129 A 10/1989 DiSapio et al.  
4,944,311 A 7/1990 Eldridge, Jr. et al.  
5,008,115 A 4/1991 Lee et al.  
5,036,866 A 8/1991 Eldrige, Jr. et al.  
D322,558 S \* 12/1991 Halm et al. .... D9/515  
5,358,094 A 10/1994 Milinaro

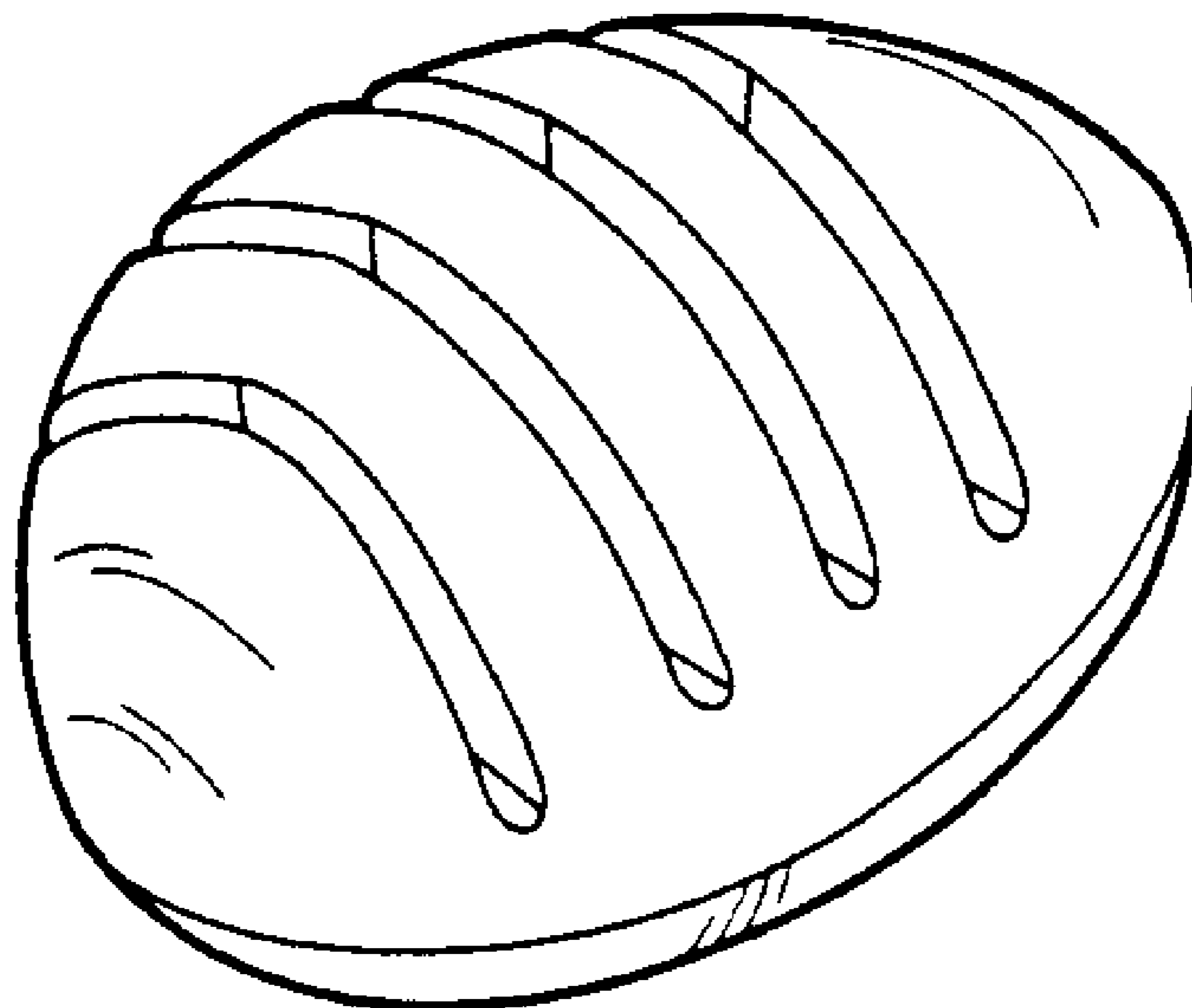
(57) **CLAIM**

The ornamental design for an air freshener, as shown and described.

**DESCRIPTION**

FIG. 1 is an elevated, perspective view of the air freshener in accordance with my invention;  
FIG. 2 is a left side elevation view thereof;  
FIG. 3 is a right side elevation view thereof;  
FIG. 4 is a back elevation view thereof;  
FIG. 5 is a front elevation view thereof;  
FIG. 6 is a top plan view thereof; and,  
FIG. 7 is a bottom plan view thereof.

**1 Claim, 1 Drawing Sheet**



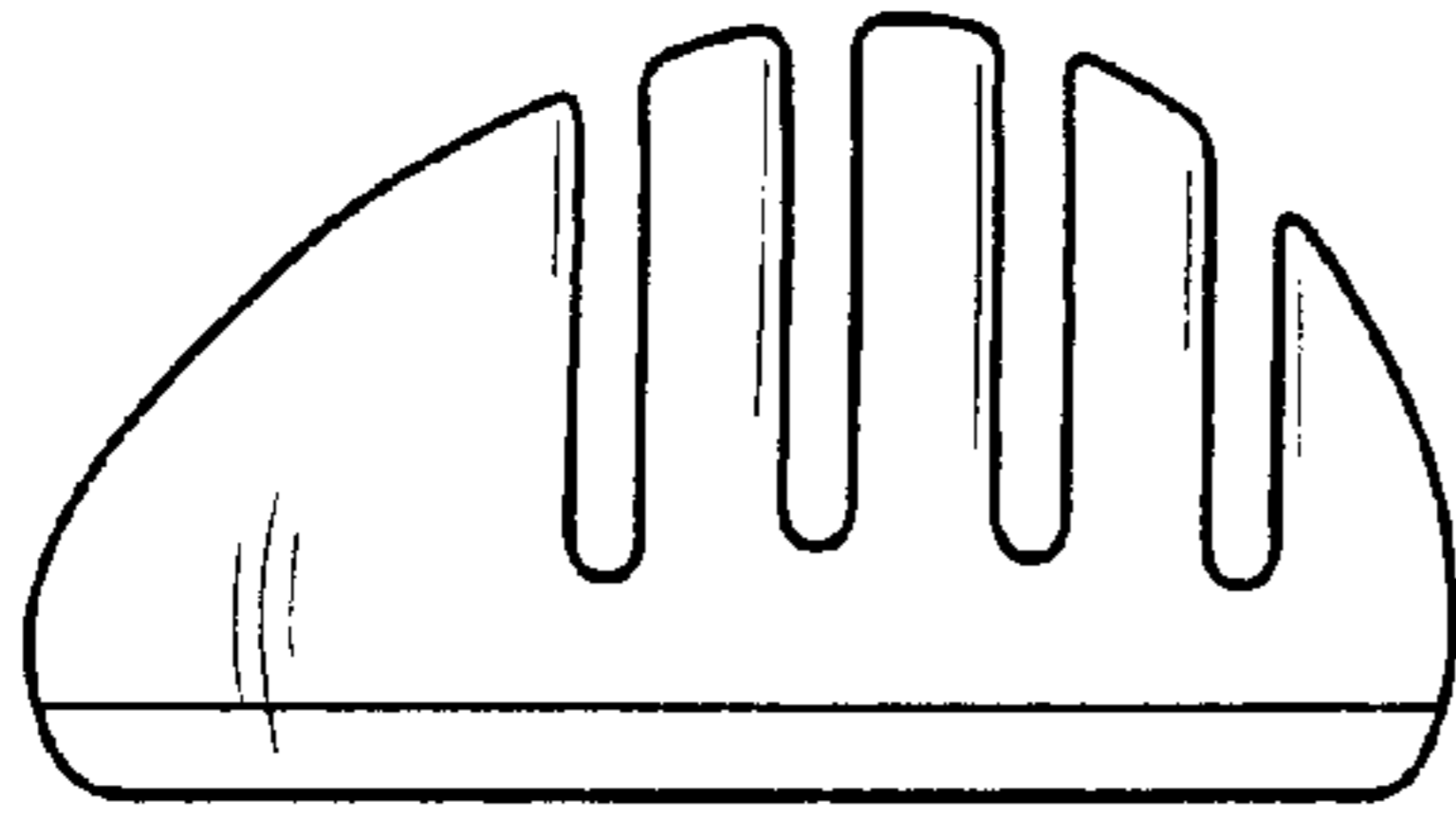


FIG. 2

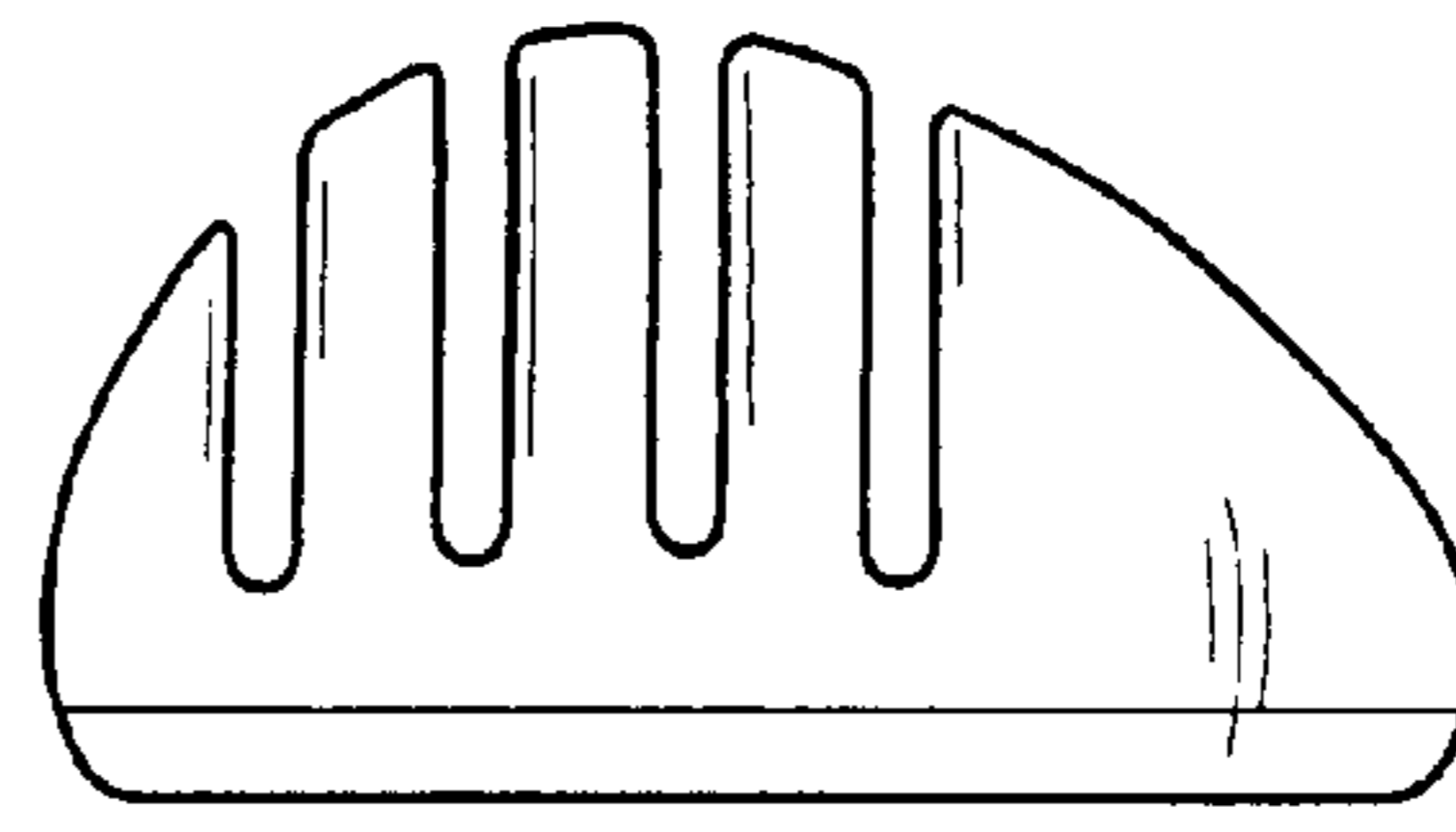


FIG. 3

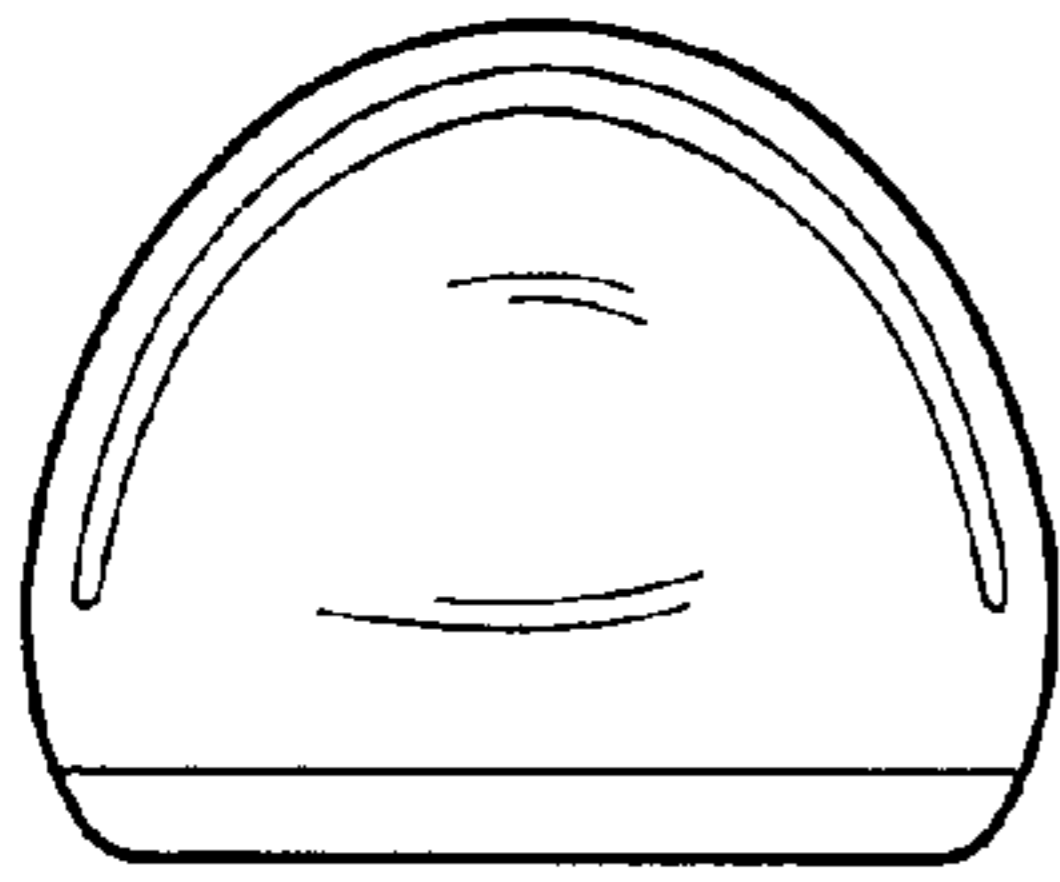


FIG. 4

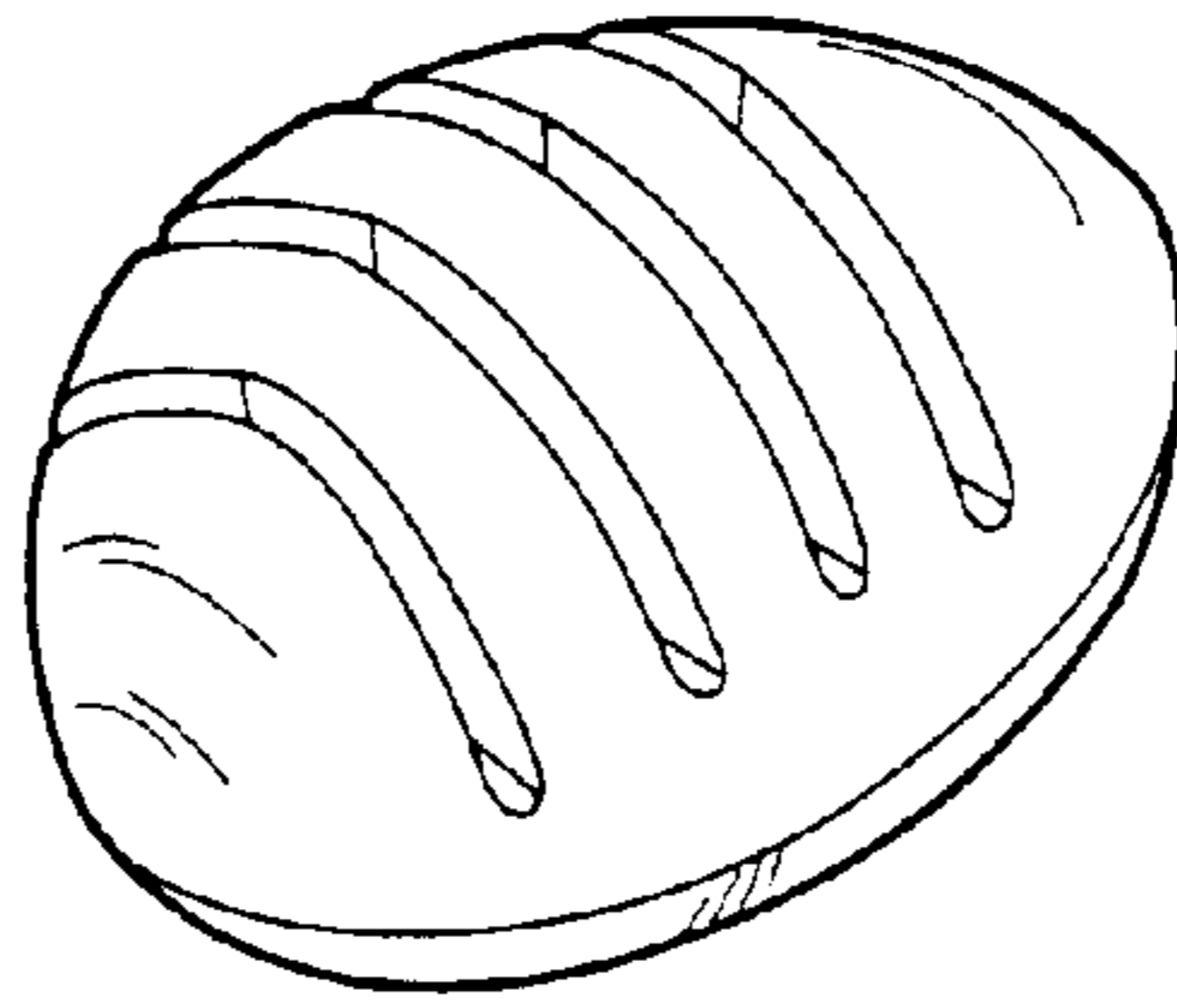


FIG. 1

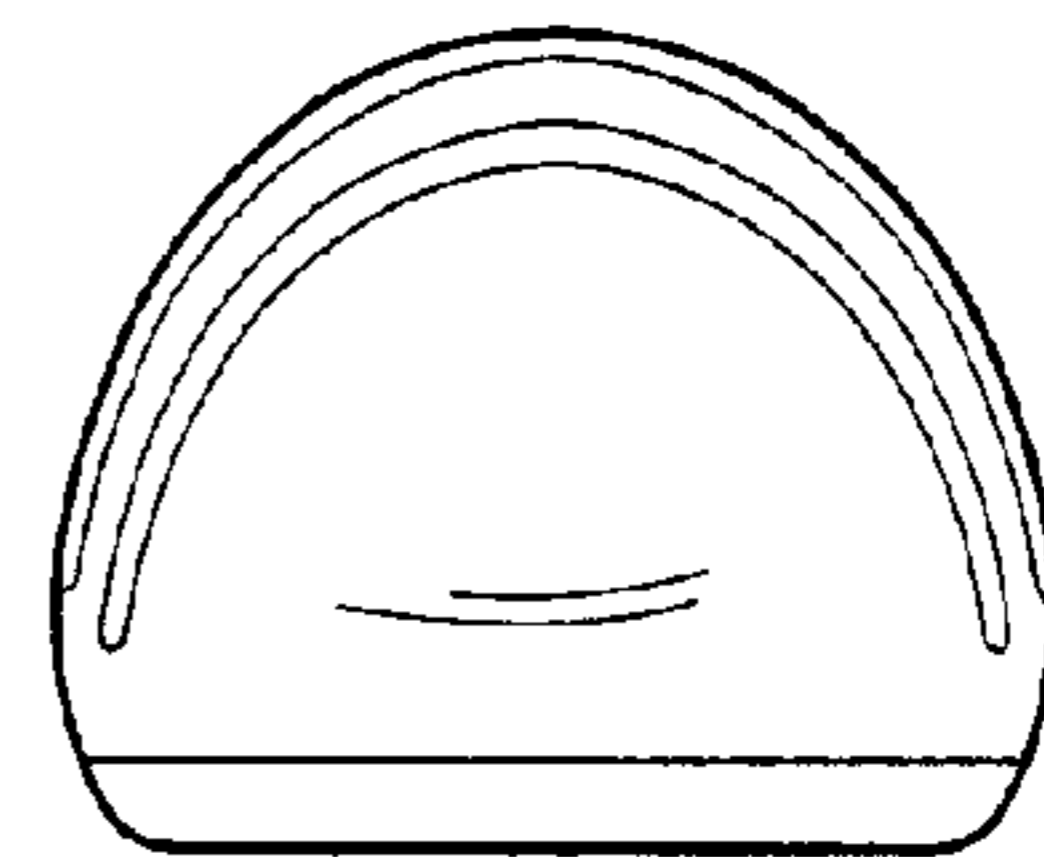


FIG. 5

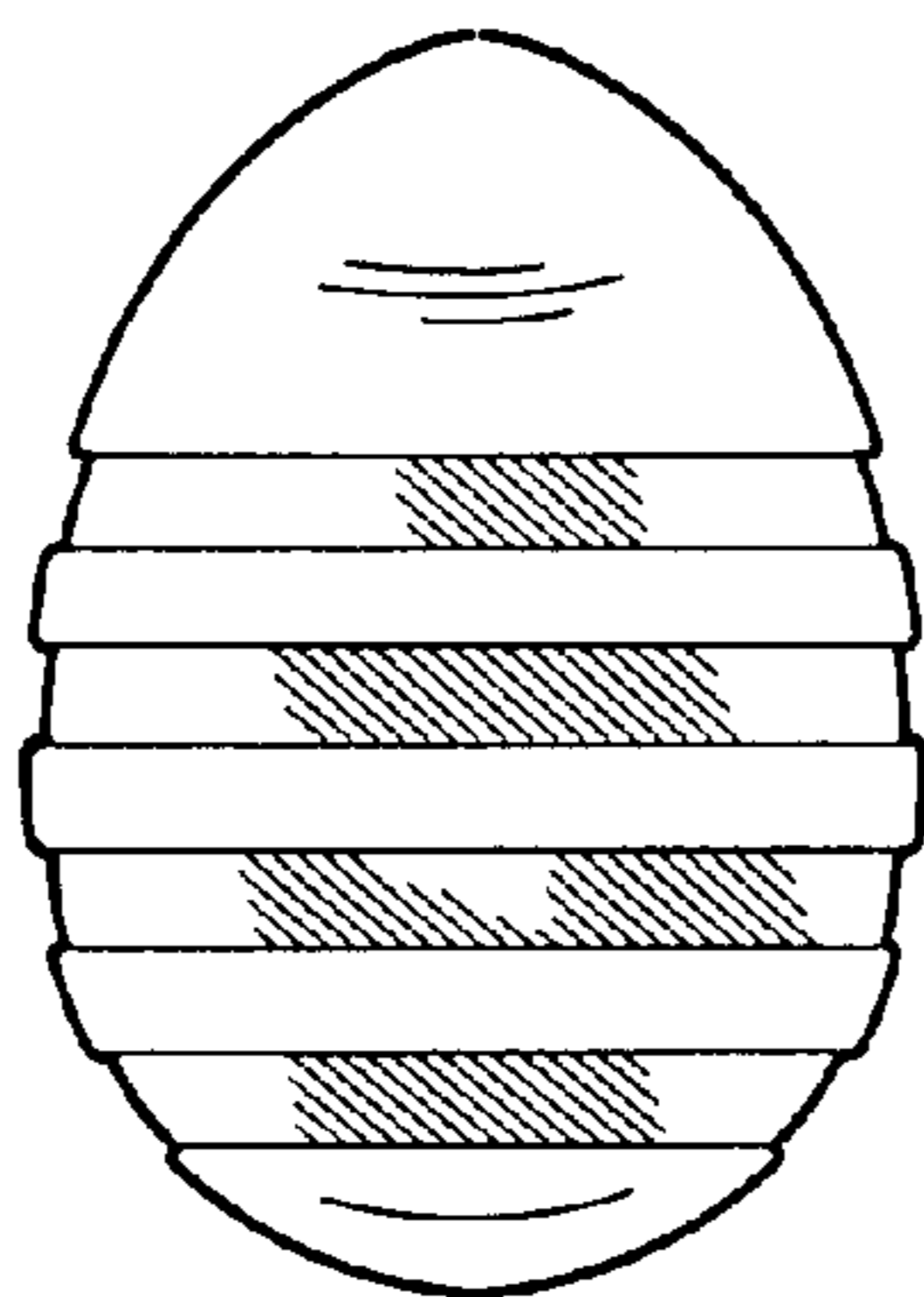


FIG. 6

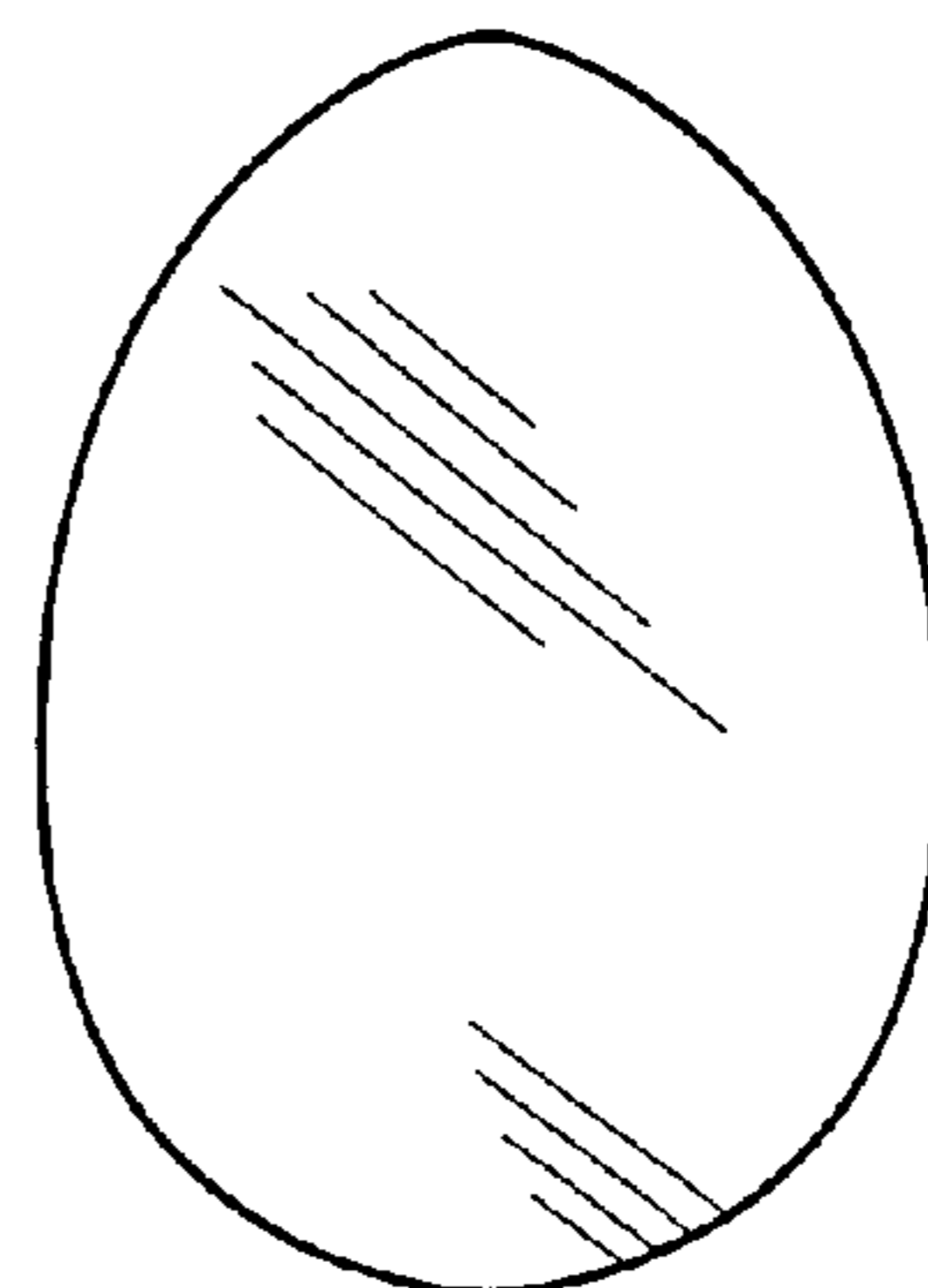


FIG. 7