



US00D514677S

(12) **United States Design Patent** (10) **Patent No.:** **US D514,677 S**
Jach et al. (45) **Date of Patent:** **** Feb. 7, 2006**

- (54) **WALL-MOUNTED FLAME SIMULATING ASSEMBLY**
- (75) Inventors: **Michael Jach**, Cambridge (CA);
Ignazio Gallo, Cambridge (CA)
- (73) Assignee: **Dimplex North America Limited**,
Cambridge (CA)
- (**) Term: **14 Years**
- (21) Appl. No.: **29/194,831**
- (22) Filed: **Dec. 3, 2003**
- (51) **LOC (8) Cl.** **23-03**
- (52) **U.S. Cl.** **D23/343; D23/404**
- (58) **Field of Classification Search** D23/403-406,
D23/499, 398, 343, 345, 348, 349, 350, 317,
D23/346, 342; 52/36.3; 126/500, 509, 510,
126/512, 516, 519, 520, 544, 550, 555, 9 R,
126/9 A, 9 B, 39 R, 58, 275 R, 245; 16/DIG. 11;
D25/55, 60; D7/332, 334, 347, 348
See application file for complete search history.

- D318,108 S * 7/1991 Wilkening D23/343
D377,828 S * 2/1997 Wilson D23/343
D381,071 S * 7/1997 Hussong D23/317
D450,822 S * 11/2001 Mills D23/350

FOREIGN PATENT DOCUMENTS

WO WO 2004/027321 4/2004

OTHER PUBLICATIONS

Brochure, Cadet Manufacturing Company, for the Electro Glo fireplace, no date.

* cited by examiner

Primary Examiner—Sandra S. Snapp

(57) **CLAIM**

The ornamental design for a wall-mounted flame simulating assembly, as shown and described.

DESCRIPTION

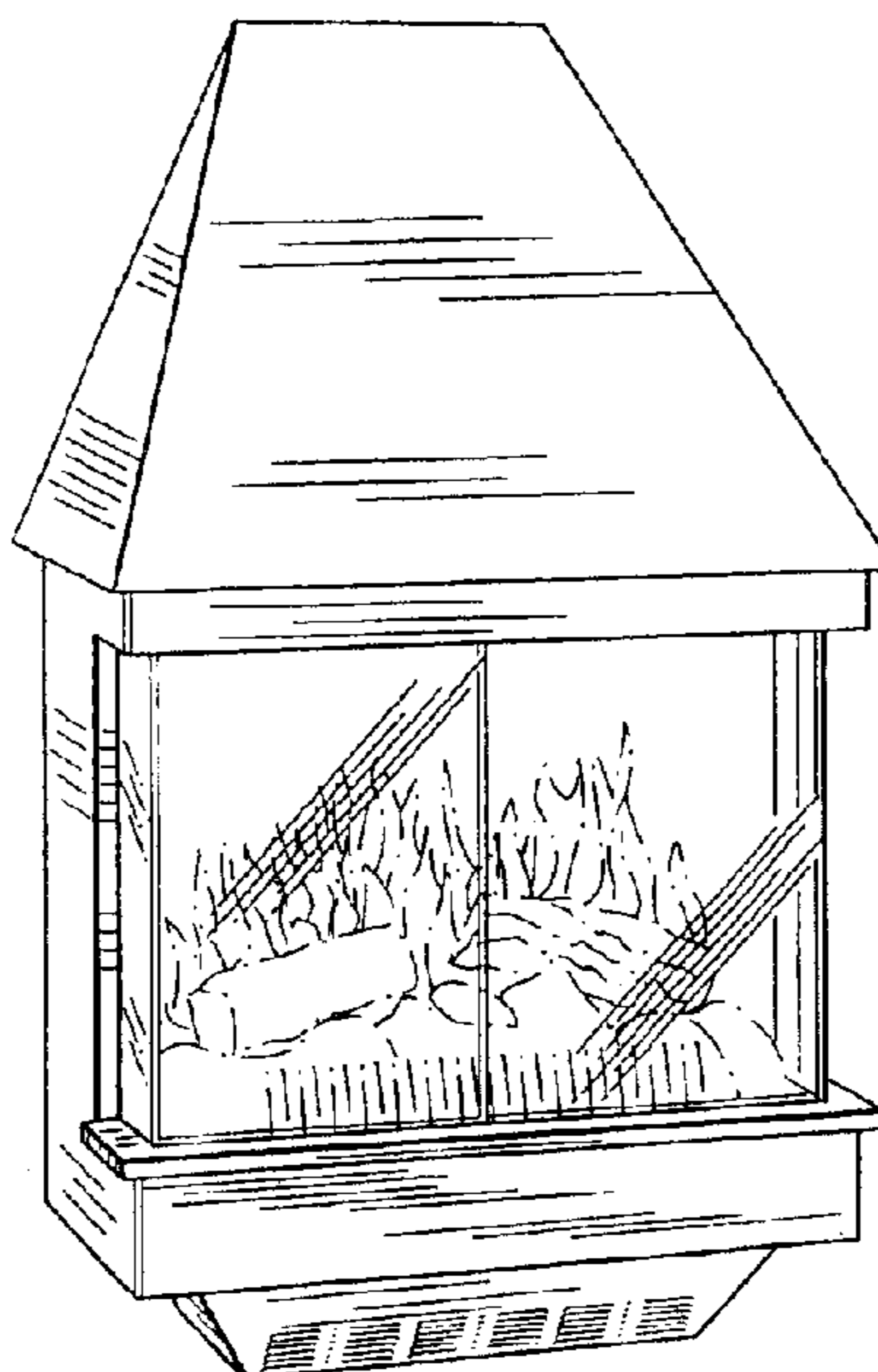
FIG. 1 is a perspective view of the top and front of the wall-mounted frame simulating assembly showing our new design;
FIG. 2 is a side view showing a left side thereof;
FIG. 3 is a front view thereof;
FIG. 4 is a side view showing a right side thereof;
FIG. 5 is a top view thereof;
FIG. 6 is a bottom view thereof; and,
FIG. 7 is a perspective view of the top and front thereof, showing a simulated fuel bed and simulated flames in the wall-mounted flame simulating assembly.
The back of the wall-mounted simulated flame assembly is unornamented and forms no part of the claimed design.
The broken lines showing of environment are for illustrative purposes only and form no part of the claimed design.

(56) **References Cited**

U.S. PATENT DOCUMENTS

- D211,879 S * 8/1968 Winegardner D23/349
3,496,335 A * 2/1970 Staats 392/348
D241,548 S * 9/1976 Rheingold D23/343
D250,541 S * 12/1978 Chinn et al. D23/349
D255,710 S * 7/1980 Heine D23/349
D266,584 S * 10/1982 Thulman et al. D23/343
D270,083 S * 8/1983 Blum D23/349
D270,084 S * 8/1983 Blum D23/349
D279,599 S * 7/1985 Blum D23/349
D291,333 S * 8/1987 Thomsen D21/494
4,714,194 A 12/1987 Eckman
D296,203 S * 6/1988 Lane, Jr. D12/174

1 Claim, 2 Drawing Sheets



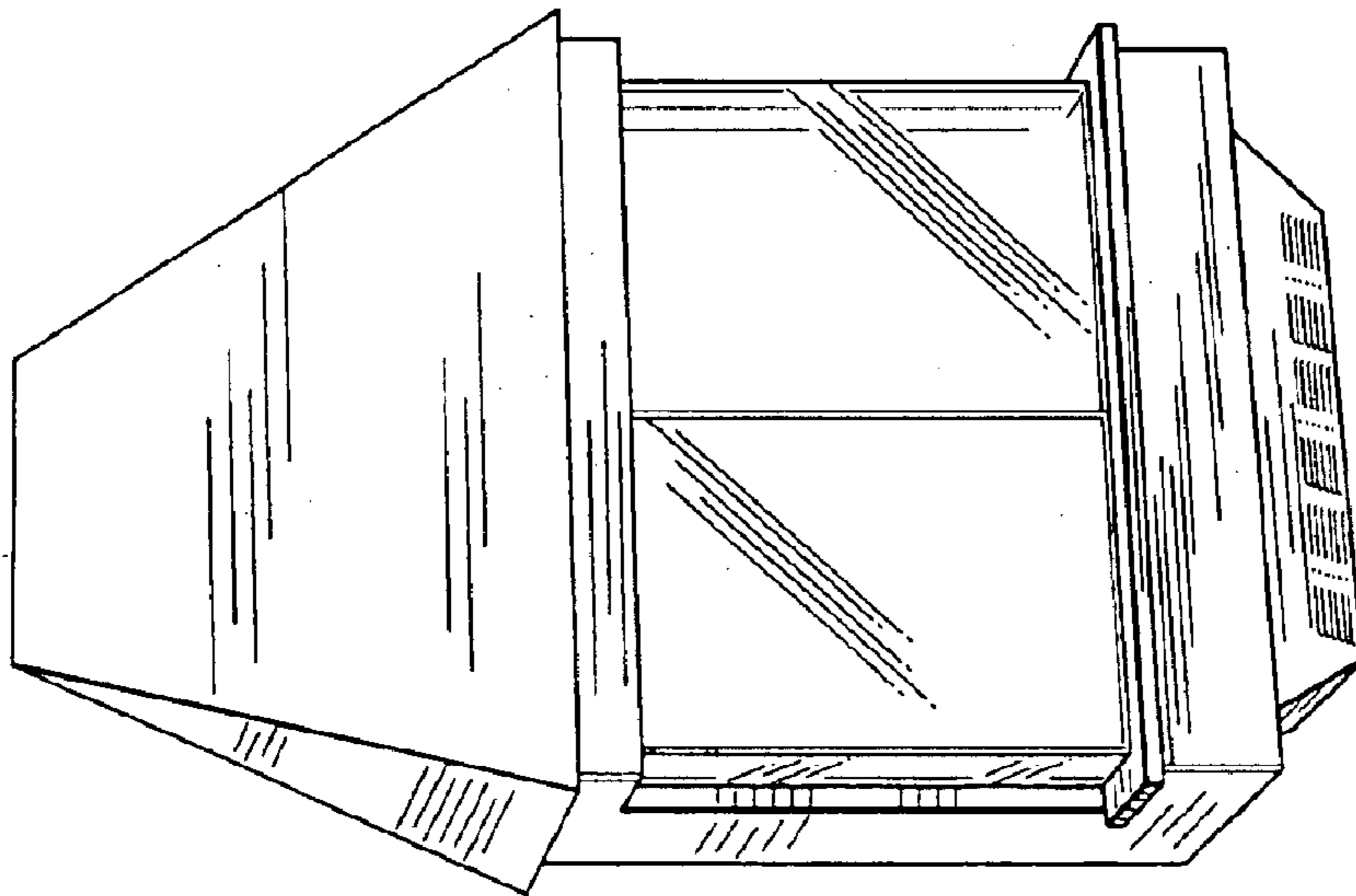


FIG. 1

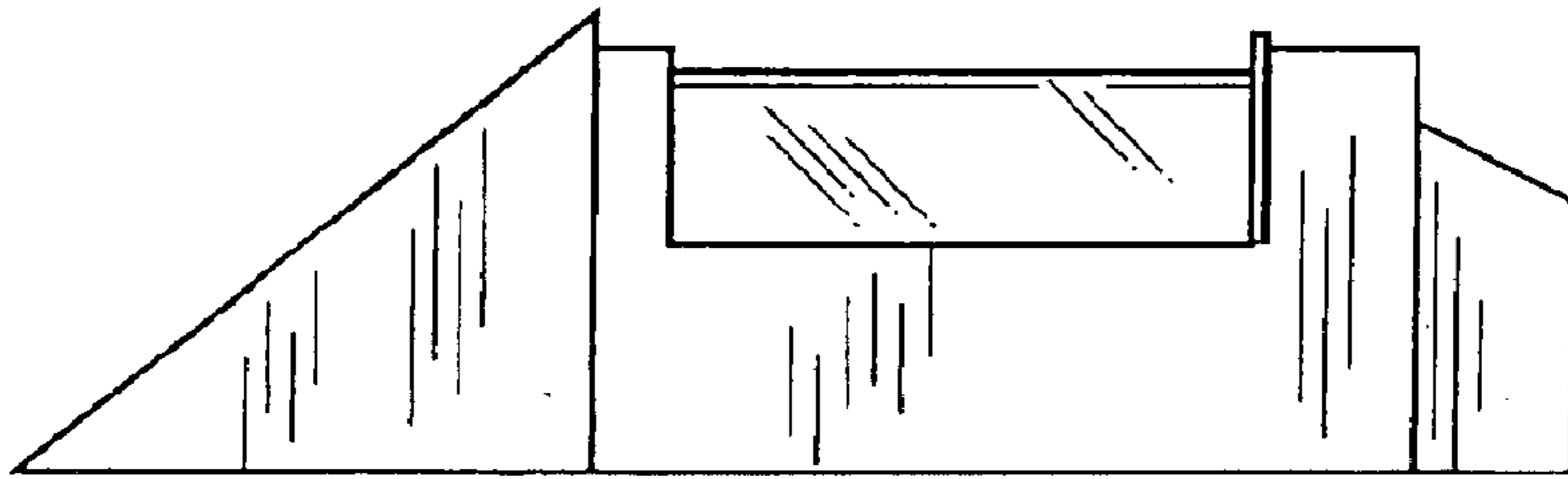


FIG. 2

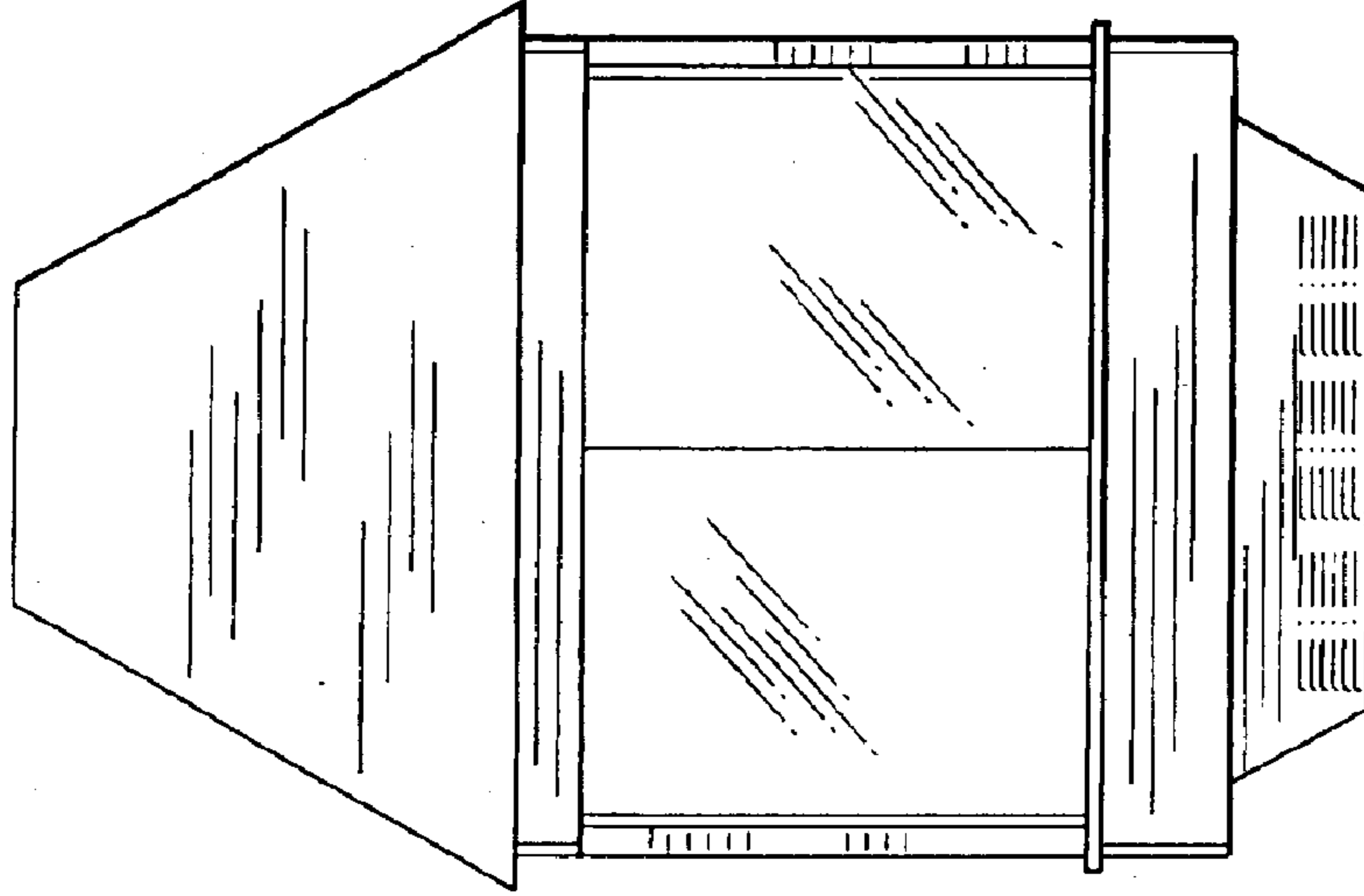


FIG. 3

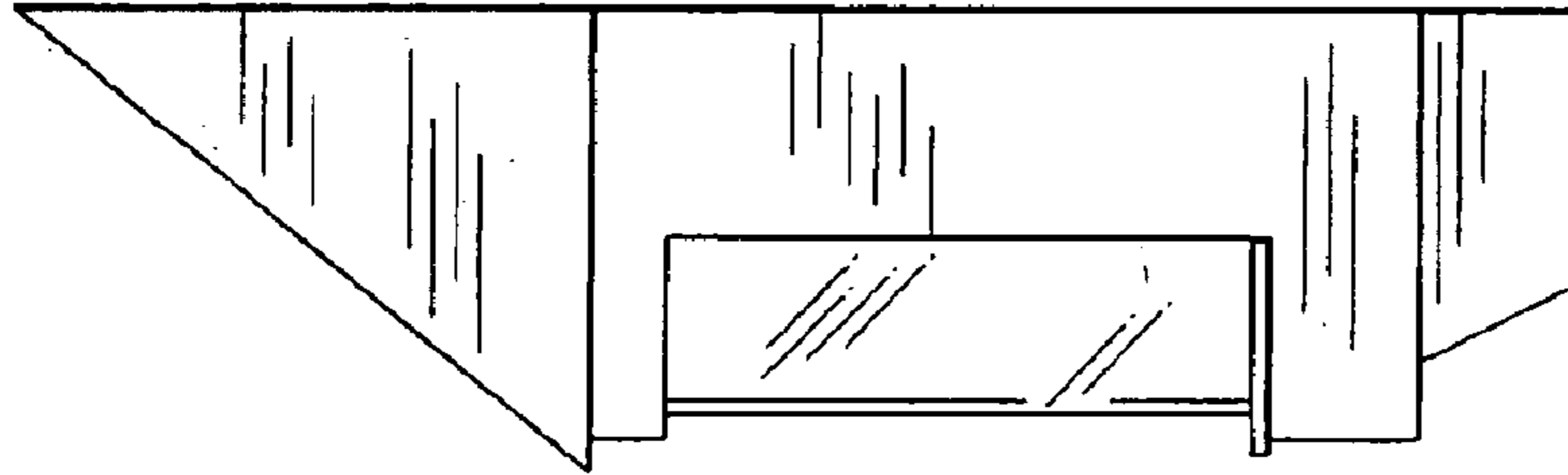


FIG. 4

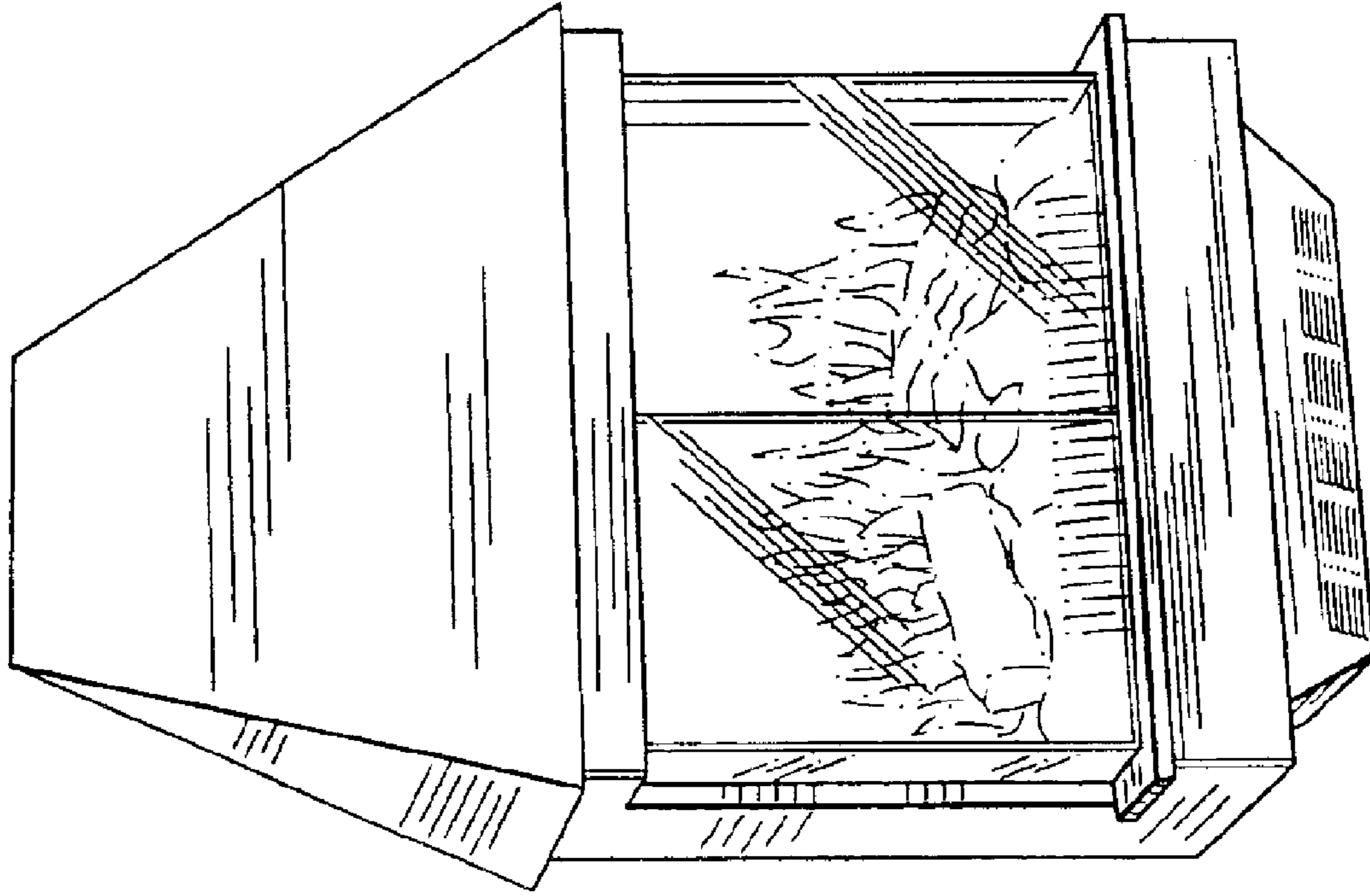


FIG. 7

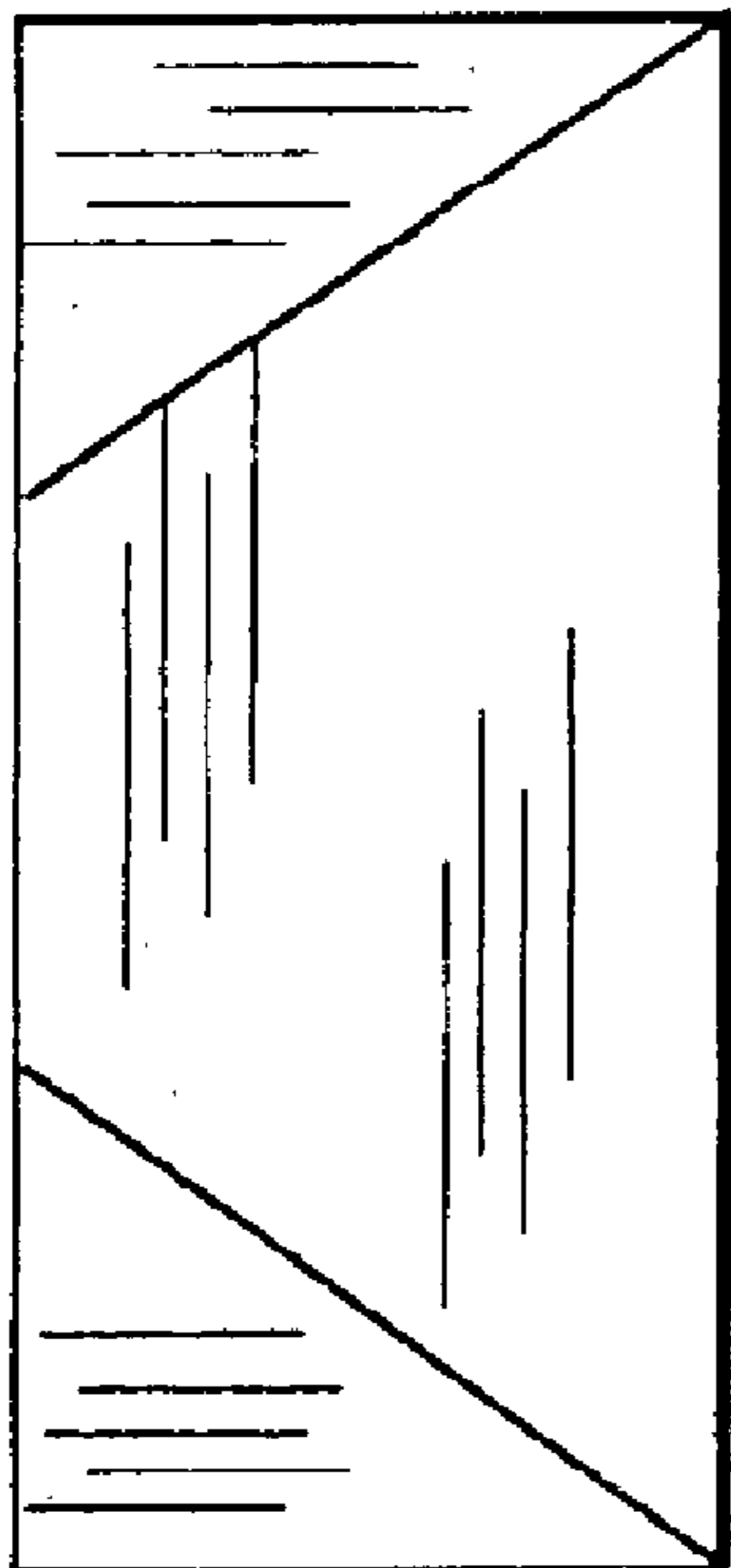


FIG. 5




FIG. 6