



US00D514672S

(12) **United States Design Patent**
Davis

(10) **Patent No.:** **US D514,672 S**
(45) **Date of Patent:** **** Feb. 7, 2006**

(54) **TOILET SEAT**

(75) **Inventor:** **Maurice Davis**, 35 Empress Avenue,
Suite 2103, North York, Ontario (CA),
M2N 6T3

(73) **Assignee:** **Maurice Davis**, Pickering (CA)

(**) **Term:** **14 Years**

(21) **Appl. No.:** **29/218,468**

(22) **Filed:** **Dec. 3, 2004**

Related U.S. Application Data

(62) Division of application No. 29/186,071, filed on Jul. 7, 2003,
now Pat. No. Des. 503,466.

(51) **LOC (8) Cl.** **23-02**

(52) **U.S. Cl.** **D23/311**

(58) **Field of Classification Search** D23/270-271,
D23/273-274, 295, 299, 301, 303, 309, 311;
4/663-664, 300, 329, 483, 217, DIG. 15,
4/237-239, DIG. 6, 242.1

See application file for complete search history.

(56) **References Cited**

U.S. PATENT DOCUMENTS

D161,108 S 12/1950 Kandarian

2,903,713 A 9/1959 Previte
D352,102 S 11/1994 Barnette et al.
D352,773 S 11/1994 Haleschuk
D473,296 S 4/2003 Tucci

Primary Examiner—Robert A. Delehanty

(74) *Attorney, Agent, or Firm*—Torys LLP; T. Andrew
Currier

(57) **CLAIM**

I claim the ornamental design for a toilet seat, as shown and
described.

DESCRIPTION

FIG. 1 is an isometric view of the claimed design of a toilet
seat according to an embodiment of the invention;

FIG. 2 is a front view thereof;

FIG. 3 is a rear view thereof;

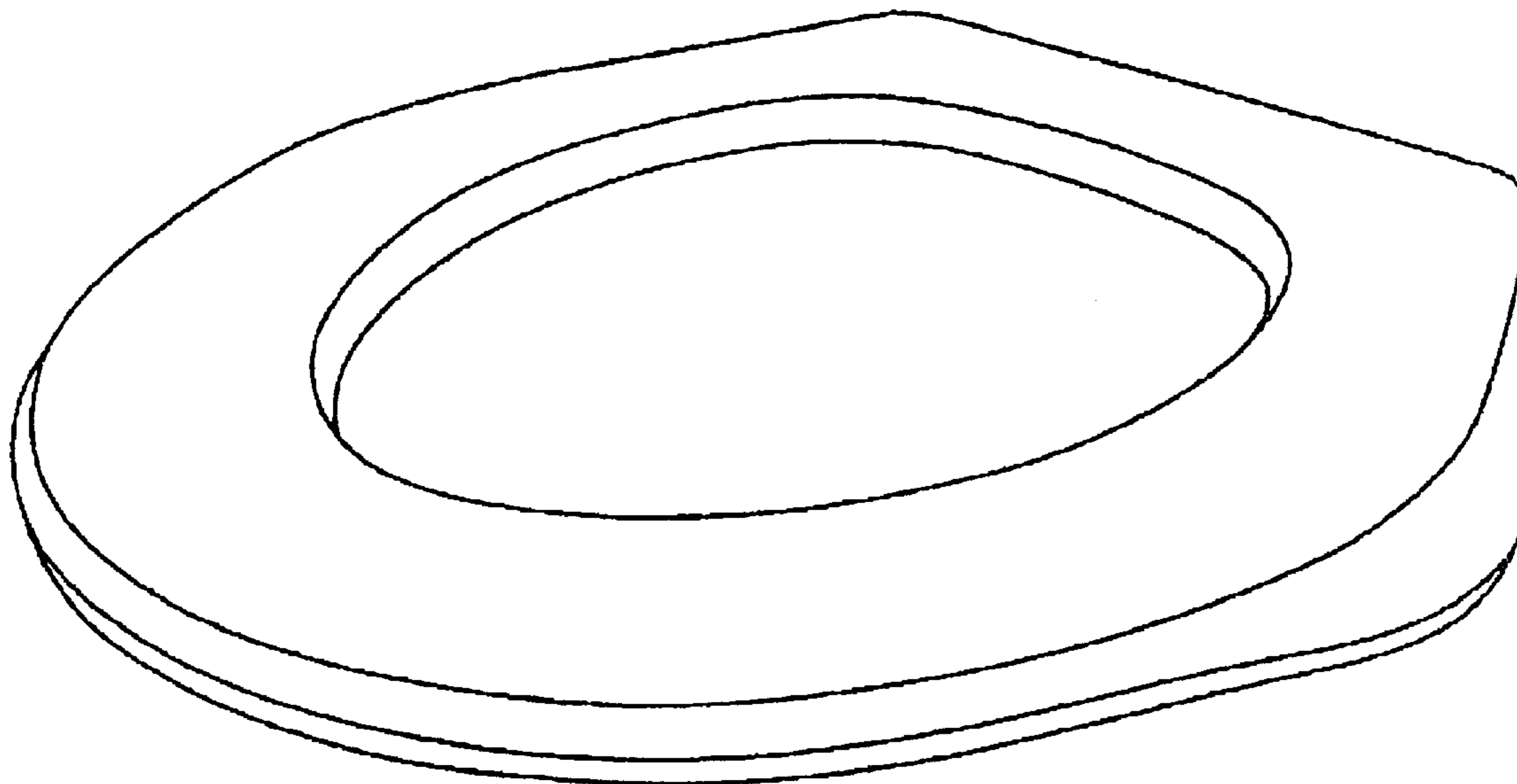
FIG. 4 is a right side view thereof;

FIG. 5 is a left side view thereof;

FIG. 6 is a top view thereof; and,

FIG. 7 is a bottom view thereof.

1 Claim, 4 Drawing Sheets



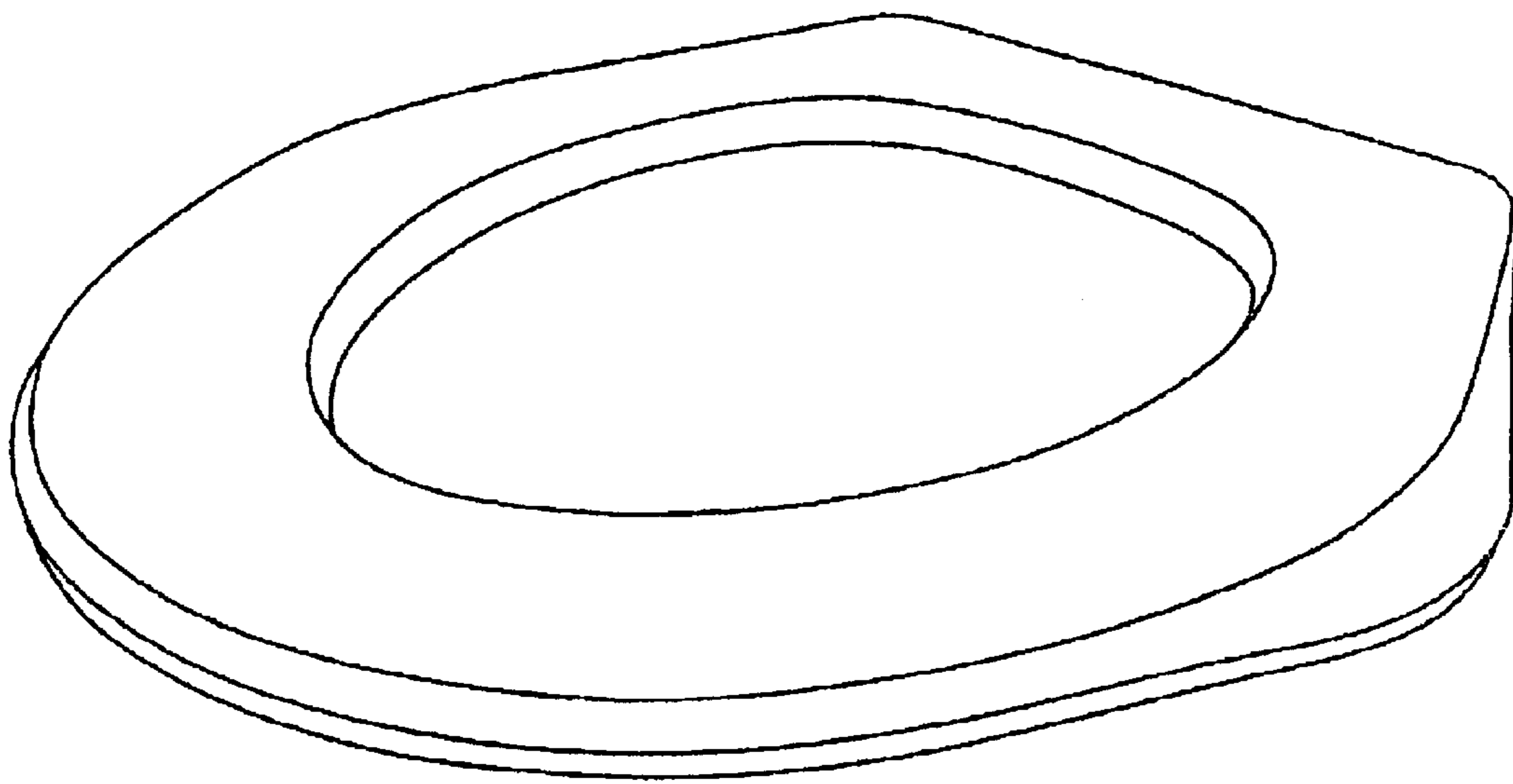


FIG. 1




FIG. 2




FIG. 3




FIG. 4




FIG. 5

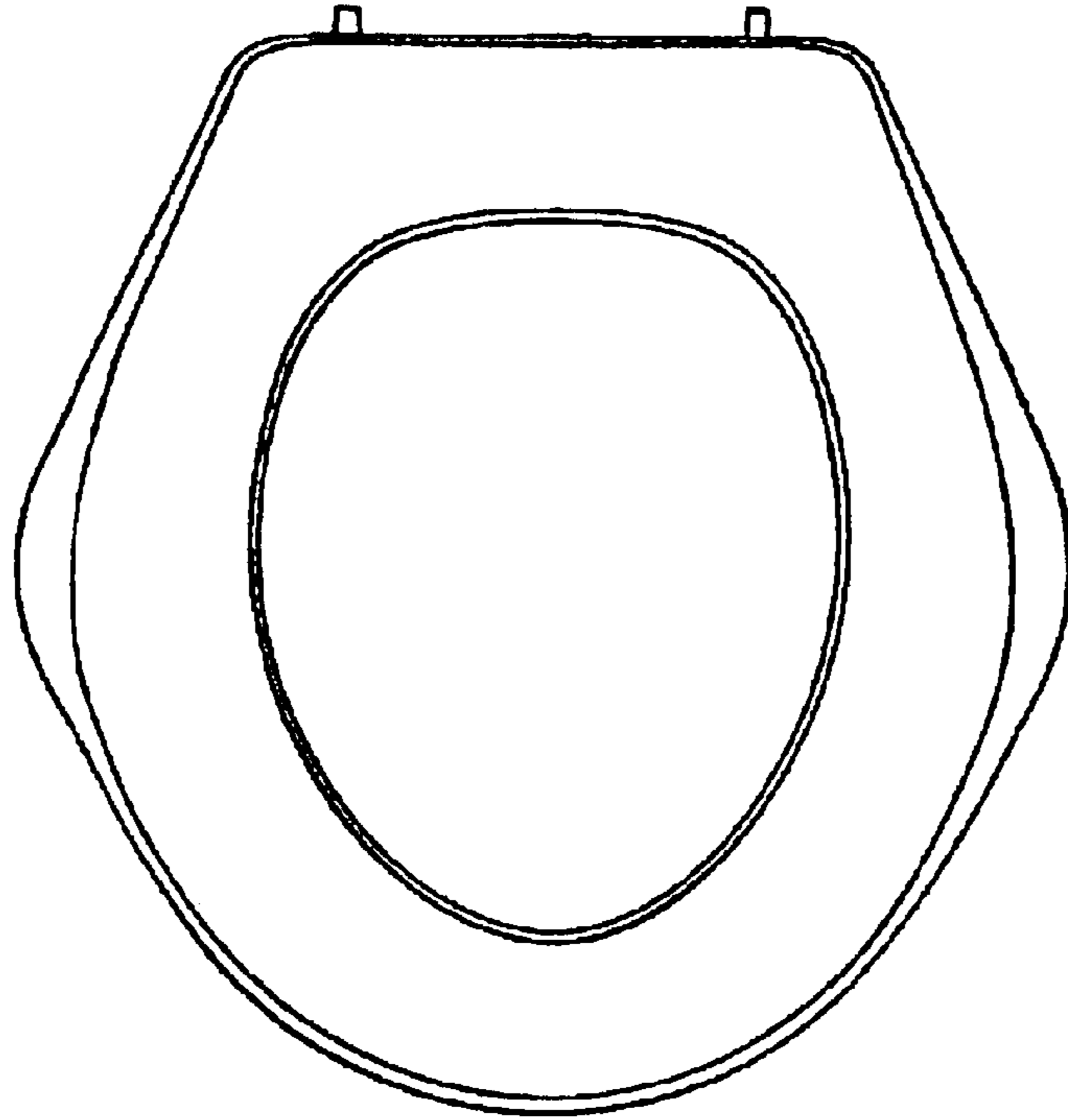


FIG. 6

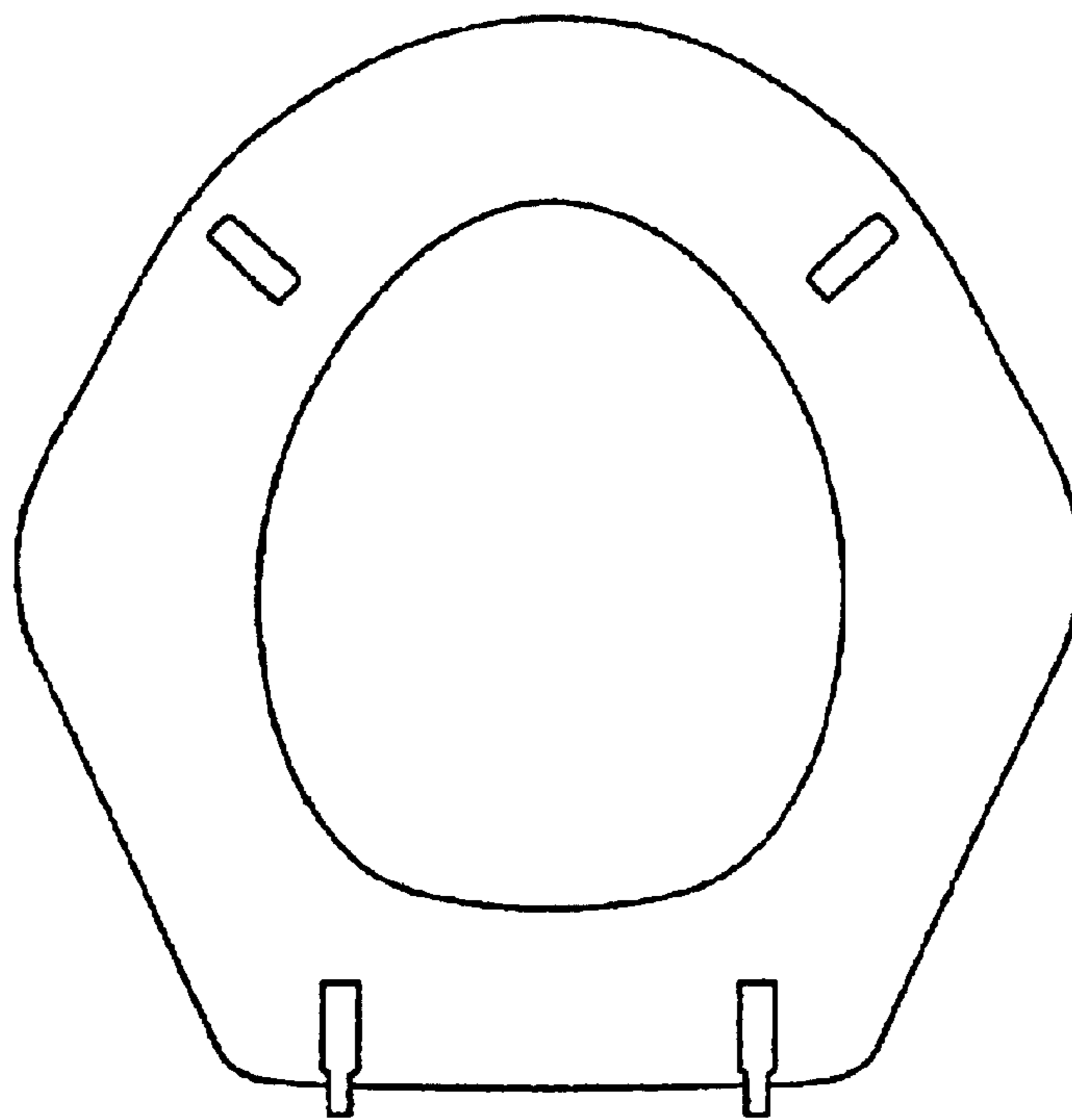


FIG. 7