



US00D514659S

(12) **United States Design Patent**  
**Van Meter**

(10) **Patent No.:** **US D514,659 S**

(45) **Date of Patent:** **\*\* Feb. 7, 2006**

(54) **FISHING LURE**

6,082,038 A \* 7/2000 Link ..... 43/42.24  
D474,830 S \* 5/2003 Littleton ..... D22/126

(75) **Inventor:** **Sherbert J. Van Meter**, Be Springs,  
KY (US)

\* cited by examiner

(73) **Assignee:** **Prowler Lures, Co.**, Bee Springs, KY  
(US)

*Primary Examiner*—Catherine R. Oliver  
(74) *Attorney, Agent, or Firm*—Carrithers Law Office,  
PLLC; David W. Carrithers

(\*\*) **Term:** **14 Years**

(57) **CLAIM**

(21) **Appl. No.:** **29/220,804**

The ornamental design for a fishing lure, as shown and described.

(22) **Filed:** **Jan. 6, 2005**

(51) **LOC (8) Cl.** ..... **22-05**

(52) **U.S. Cl.** ..... **D22/126**

(58) **Field of Classification Search** ..... D22/125–133;  
43/42.28, 42.29, 42.37, 42.39, 42.23, 42.24,  
43/42.06, 42.3, 42.38

See application file for complete search history.

**DESCRIPTION**

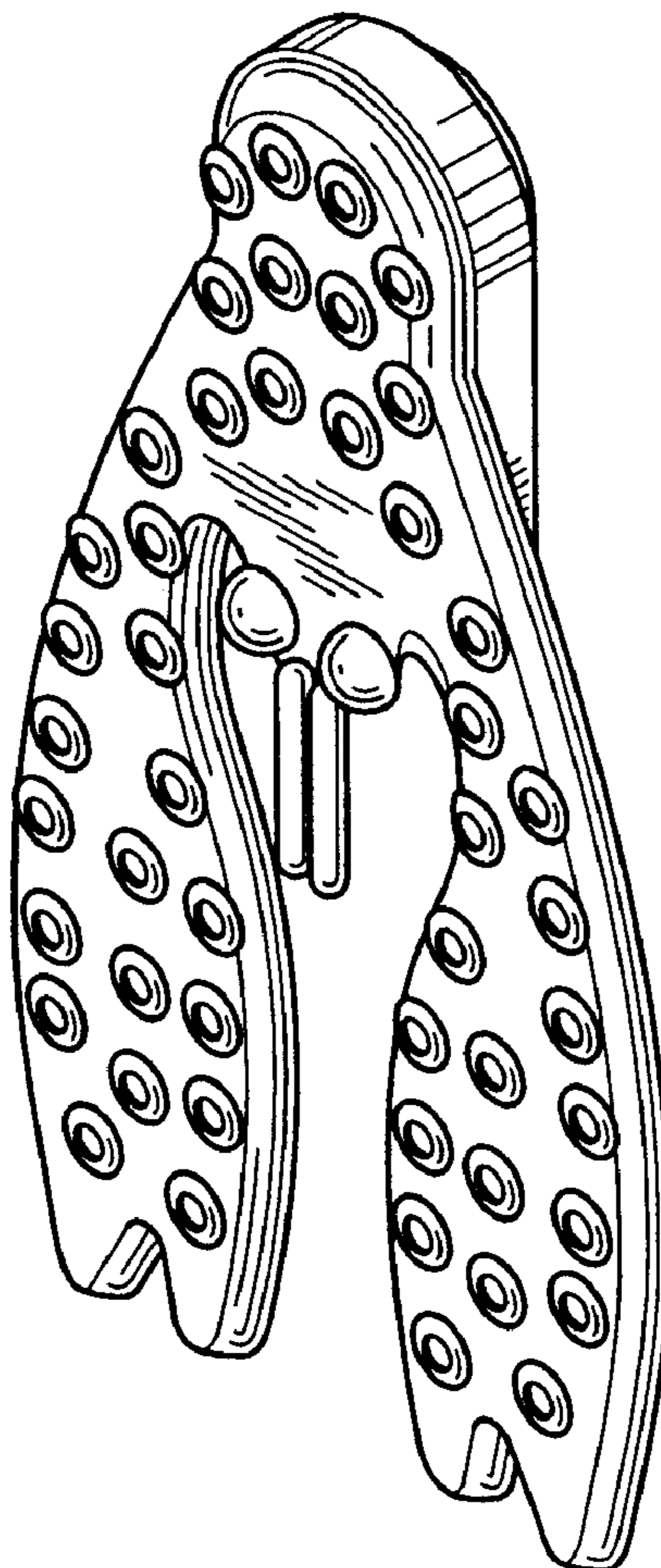
FIG. 1 is a bottom perspective view of a fishing lure in accordance with my design;  
FIG. 2 is a top perspective view thereof;  
FIG. 3 is a top plan view thereof;  
FIG. 4 is a bottom plan view thereof;  
FIG. 5 is a rear elevation view thereof;  
FIG. 6 is a front elevation view thereof;  
FIG. 7 is a right side elevation view thereof; and,  
FIG. 8 is a left side elevation view thereof.

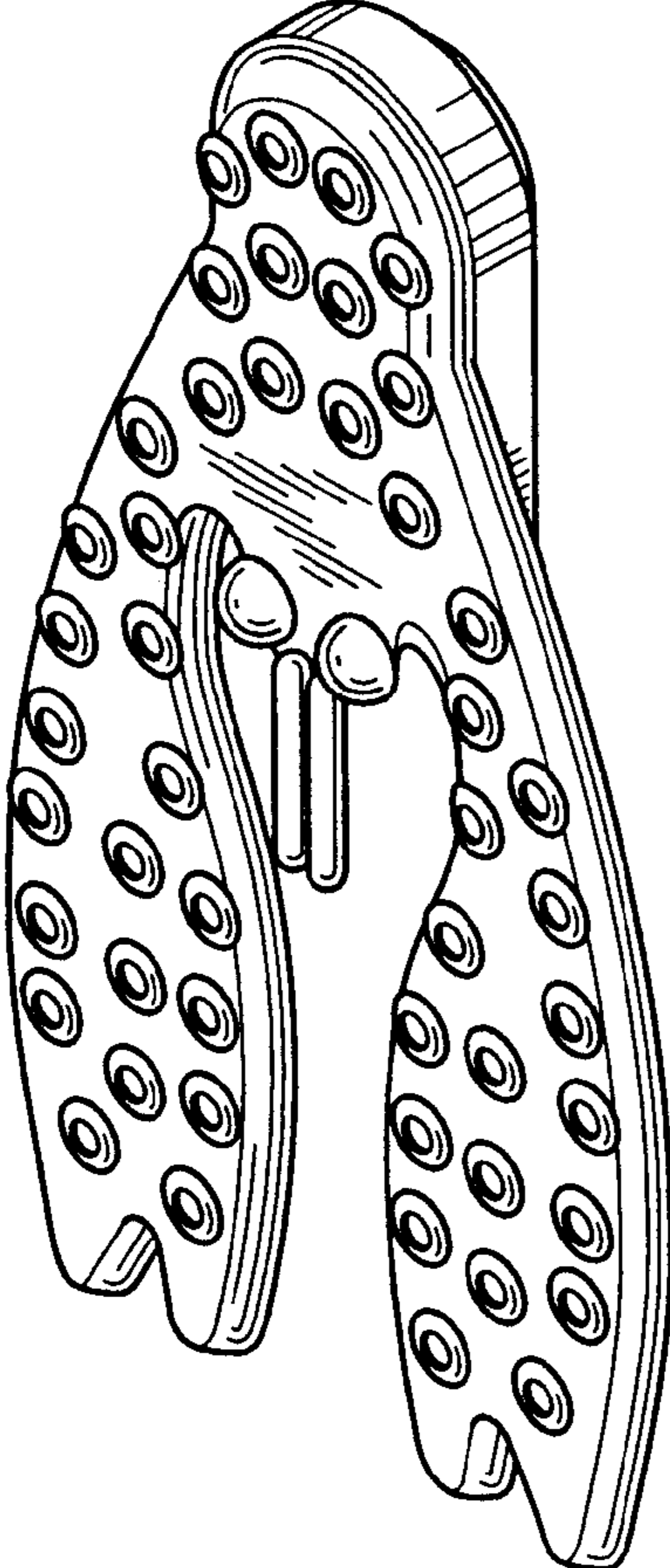
(56) **References Cited**

**U.S. PATENT DOCUMENTS**

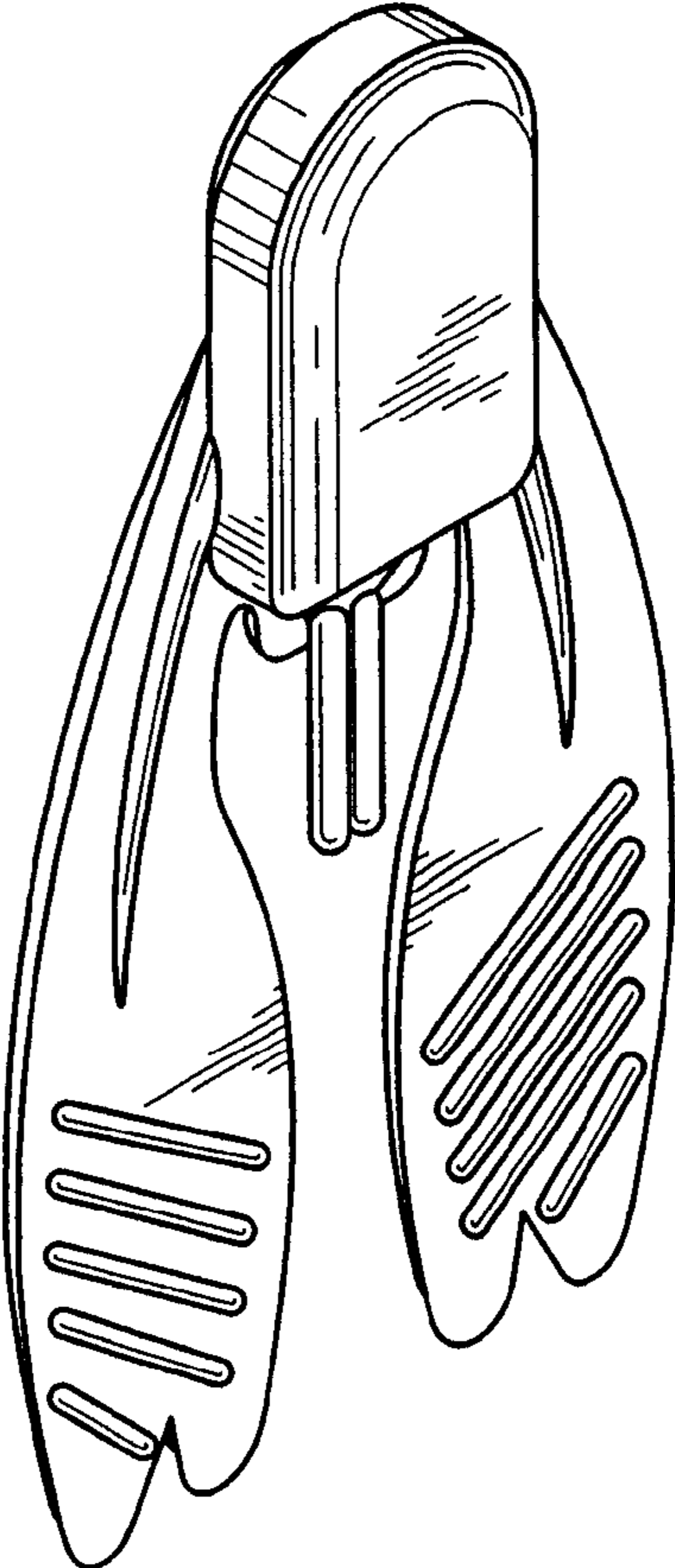
2,515,018 A \* 7/1950 Parnell, Sr. .... 43/42.3  
D414,838 S \* 10/1999 Chambers, Sr. .... D22/126

**1 Claim, 2 Drawing Sheets**

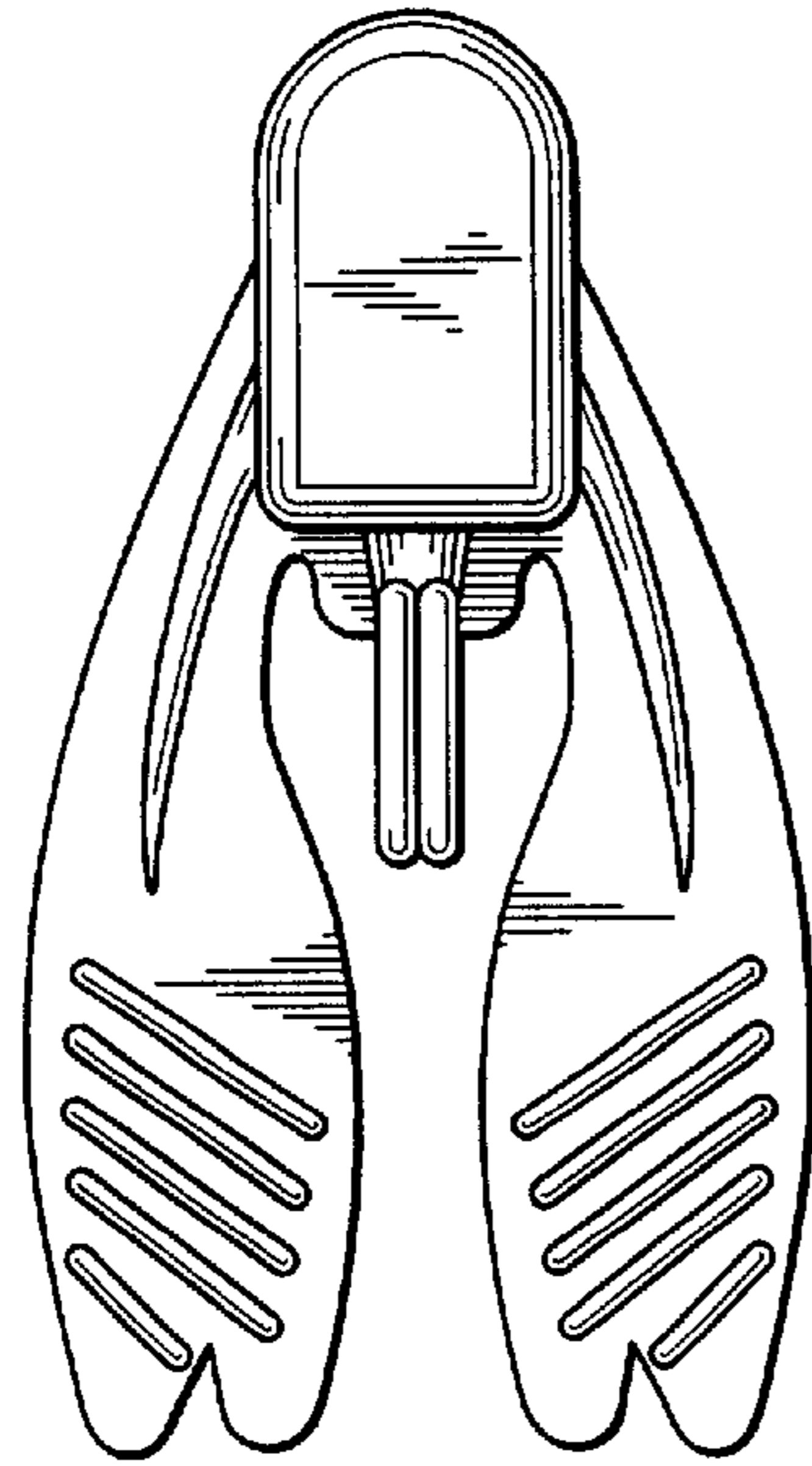




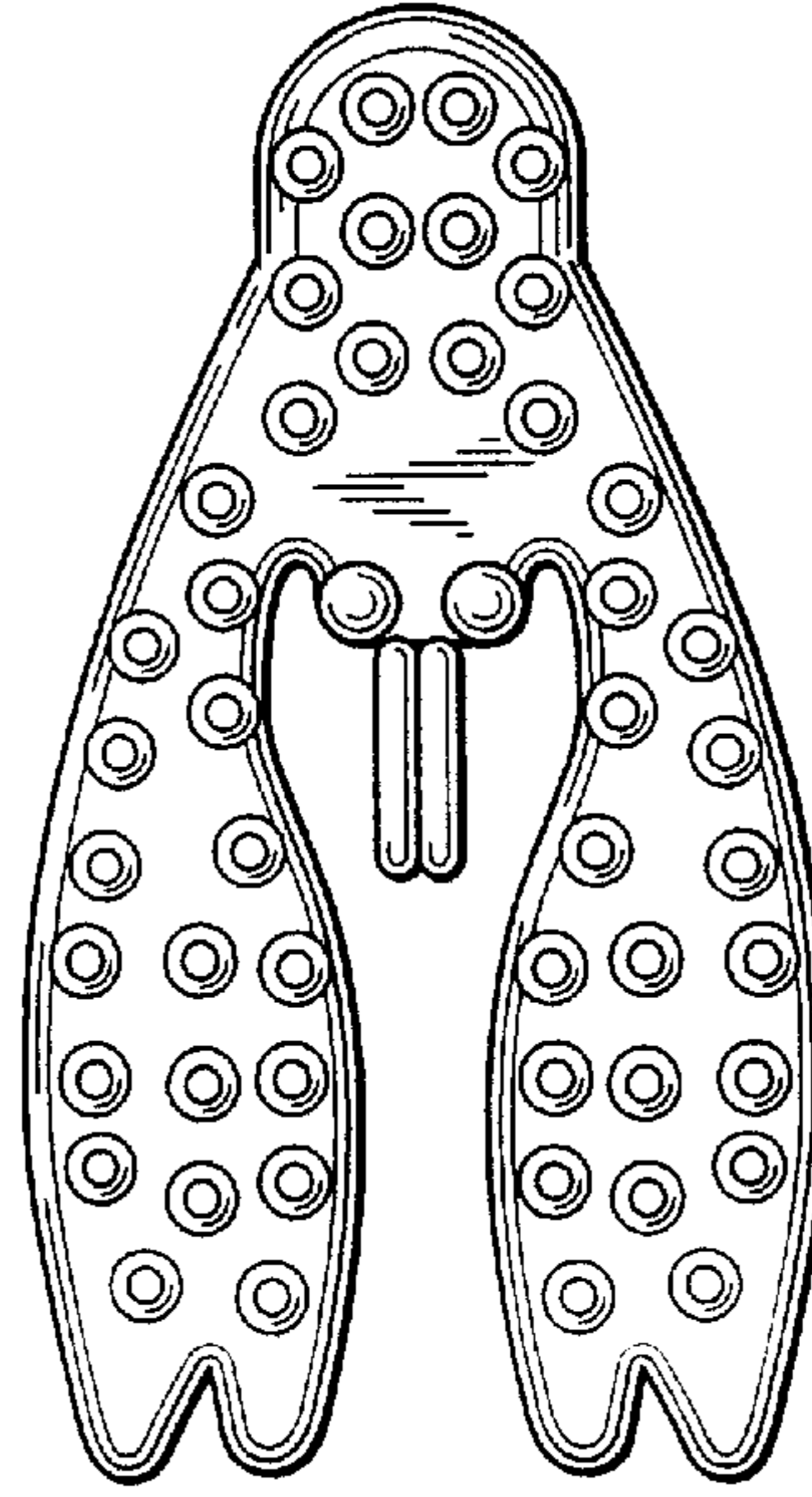
**FIG. 1**



**FIG. 2**



**FIG. 3**




**FIG. 4**



**FIG. 5**



**FIG. 6**



**FIG. 7**



**FIG. 8**