



US00D514644S

(12) **United States Design Patent**  
**Henning**

(10) **Patent No.:** **US D514,644 S**  
(45) **Date of Patent:** **\*\* Feb. 7, 2006**

(54) **BASEBALL BUNTING TARGET**

(76) Inventor: **William W. Henning**, c/o Aer-Flo  
Canvas Products, Inc., 1904 44th Ave.  
East, Bradenton, FL (US) 34203

(\*\*) Term: **14 Years**

(21) Appl. No.: **29/206,416**

(22) Filed: **May 27, 2004**

(51) **LOC (8) Cl.** ..... **21-02**

(52) **U.S. Cl.** ..... **D21/780; D21/699**

(58) **Field of Classification Search** ..... D21/300-302,  
D21/306, 312, 315, 334, 335, 339, 345, 346,  
D21/356, 698, 699, 706, 780, 789, 790-792;  
D6/582, 583, 592; 473/415-464, 468-470,  
473/476, 490, 497, 499, 504

See application file for complete search history.

(56) **References Cited**

**U.S. PATENT DOCUMENTS**

1,652,062 A 12/1927 Stauffer  
2,040,228 A 5/1936 Whiteley  
2,254,986 A 9/1941 Ziel

(Continued)

**OTHER PUBLICATIONS**

SPORTIME (R) Fall 2002 Catalog 1) p. 119: Jump Flags  
(TM), 2) p. 399: mat at top of page, 3) p. 401: TechnoMat  
item #1-22284.\*

(Continued)

*Primary Examiner*—Catherine Tuttle

(74) *Attorney, Agent, or Firm*—Jacox, Meckstroth &  
Jenkins

(57) **CLAIM**

The ornamental design for a baseball bunting target, as  
shown and described.

**DESCRIPTION**

FIG. 1 is a top plan view of a bunting target showing a first  
embodiment of our design with grommets situated in the  
seam;

FIG. 2 is a bottom view of the embodiment shown in FIG.  
1;

FIG. 3 is a front view of the embodiment shown in FIG. 1;

FIG. 4 is a rear view of the embodiment shown in FIG. 1;  
FIG. 5 is a left side view of the embodiment shown in FIG.  
1;

FIG. 6 is a right side view of the embodiment shown in FIG.  
1;

FIG. 7 is a top plan view showing a second embodiment of  
our design, similar to the first embodiment but without  
grommets;

FIG. 8 is a bottom view of the embodiment shown in FIG.  
7;

FIG. 9 is a front view of the embodiment shown in FIG. 7;

FIG. 10 is a rear view of the embodiment shown in FIG. 7;

FIG. 11 is a left side view of the embodiment shown in FIG.  
7;

FIG. 12 is a right side view of the embodiment shown in  
FIG. 7;

FIG. 13 is a top plan view of a third embodiment of our  
design similar to the first embodiment but having color  
contrasted target zones;

FIG. 14 is a front view of the embodiment shown in FIG. 13;

FIG. 15 is a rear view of the embodiment shown in FIG. 13;

FIG. 16 is a left side view of the embodiment shown in FIG.  
13;

FIG. 17 is a right side view of the embodiment shown in  
FIG. 13;

FIG. 18 is a bottom view of the embodiment shown in FIG.  
13;

FIG. 19 is a top plan view of a fourth embodiment of our  
design similar to the first embodiment, but having a fifth  
defined target zone;

FIG. 20 is a front view of the embodiment shown in FIG. 19;

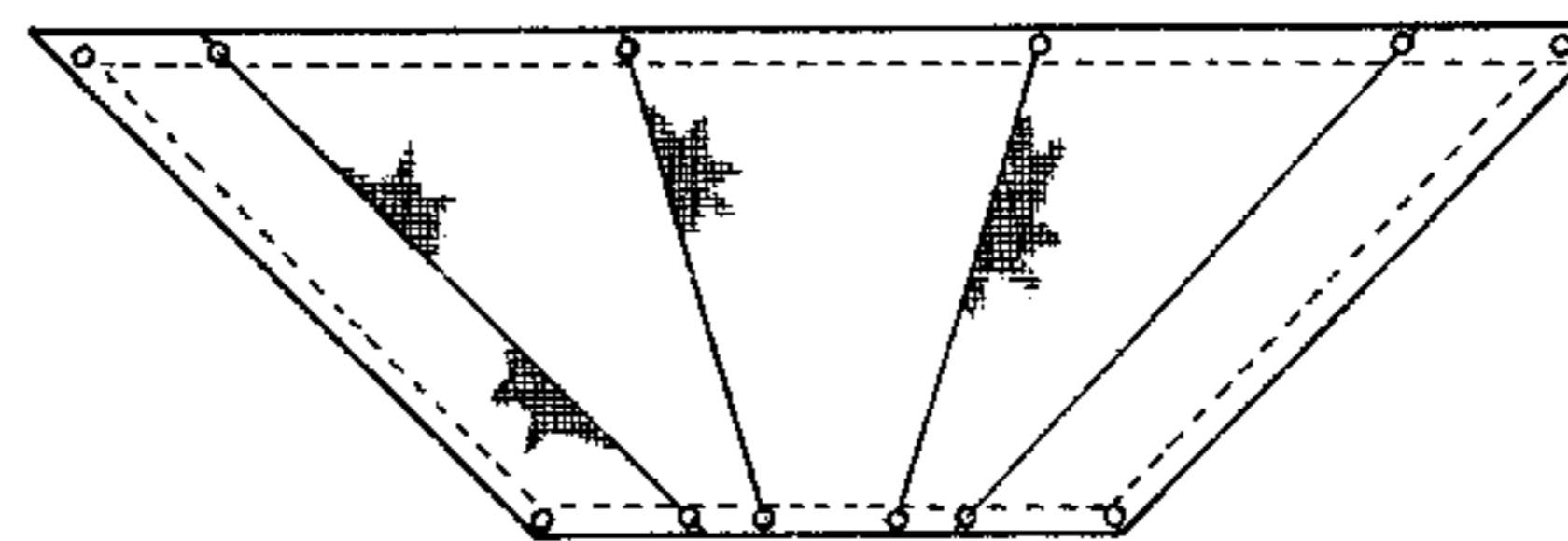
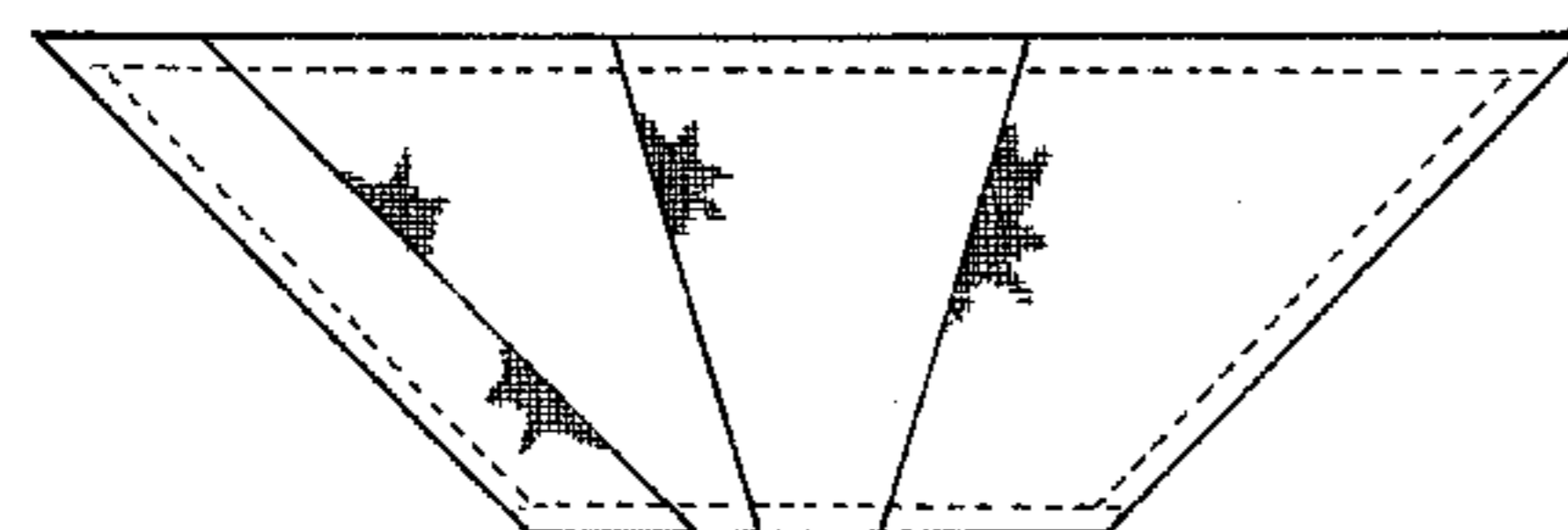
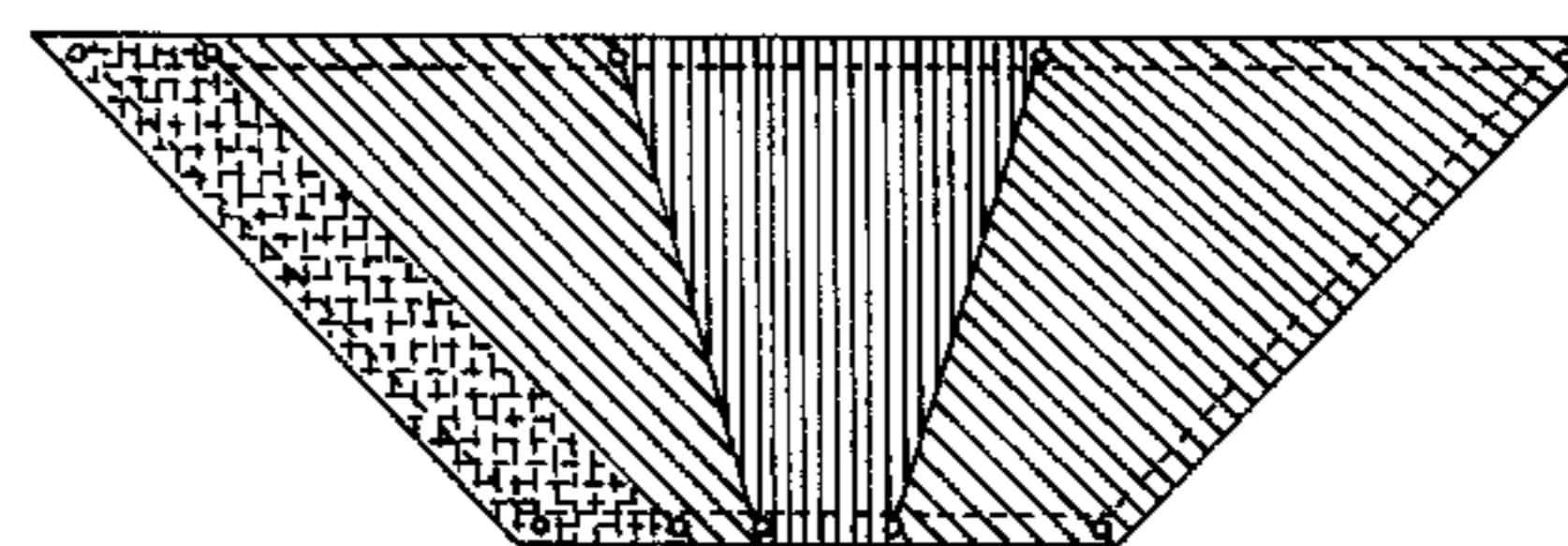
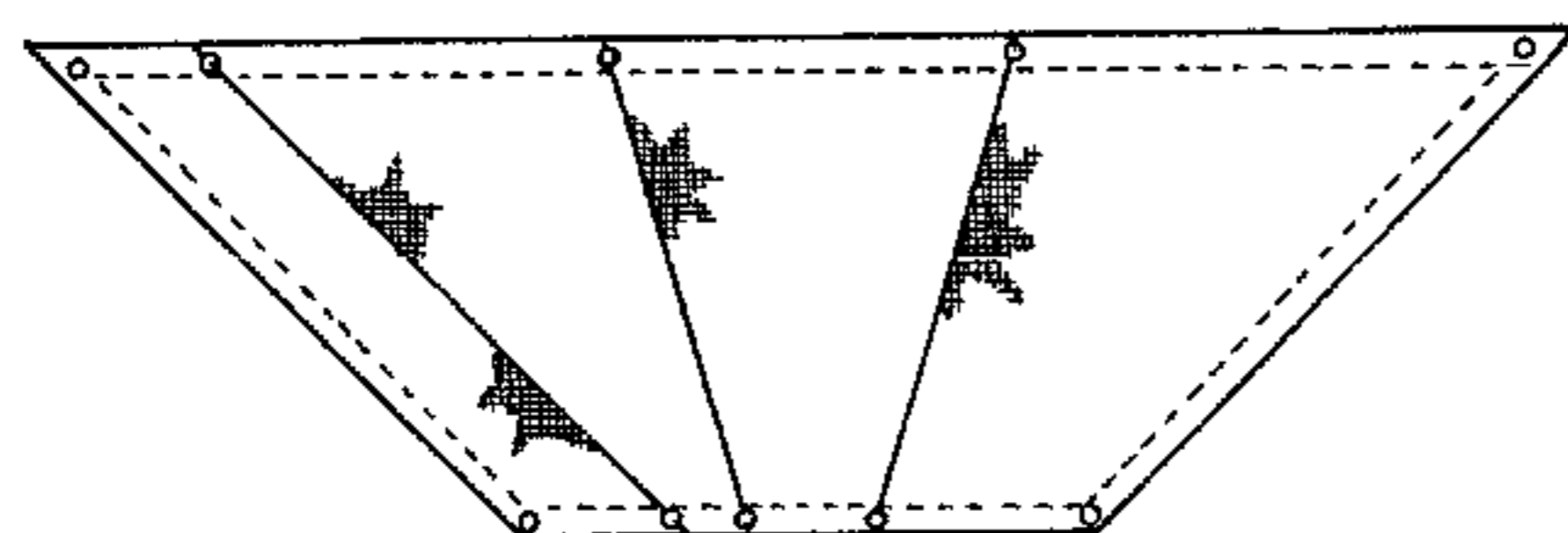
FIG. 21 is a rear view of the embodiment shown in FIG. 19;

FIG. 22 is a left side view of the embodiment shown in FIG.  
19;

FIG. 23 is a right side view of the embodiment shown in  
FIG. 19; and,

FIG. 24 is a bottom view of the embodiment shown in FIG.  
19.

**1 Claim, 4 Drawing Sheets**



U.S. PATENT DOCUMENTS

|           |      |        |                |         |
|-----------|------|--------|----------------|---------|
| 3,810,616 | A    | 5/1974 | Murphy         |         |
| 4,254,952 | A    | 3/1981 | Playter, Jr.   |         |
| 5,246,228 | A *  | 9/1993 | Hope, II       | 473/465 |
| 5,290,043 | A *  | 3/1994 | Vidinic        | 473/446 |
| 5,607,150 | A *  | 3/1997 | Schnorr, III   | 473/499 |
| 5,642,880 | A *  | 7/1997 | Wiseman et al. | 473/417 |
| 5,709,620 | A *  | 1/1998 | Reinprecht     | 473/459 |
| 6,386,996 | B1 * | 5/2002 | Foster         | 473/452 |
| D479,295  | S *  | 9/2003 | Vesledahl      | D21/780 |

OTHER PUBLICATIONS

American Athletic. "Windscreens & Field Covers—American Athletic Baseball and Softball—Equipment, Pro." <<http://www.aaibaseball.com/covers.htm>>.

Austintown Fence Company. "Austintown Fence Company: Product Catalog." <<http://www.afencecompany.com>>.

BSN Sports. "Strike Zone Home Plate" Spring 2004 Catalog p. 27 <<http://www.bsnsports.com>>.

Cover Sports USA. "Athletic Field Cover—Cover Sports USA". <<http://www.coversports.biz/fieldsaver.html>>.

Fence-Top Protection. "Baseball Field Covers—Windscreens." CoverSports USA. Philadelphia, PA 2001 Brochure (with attached Dealer Cover Pricing Jan. 1, 2002).

Covermaster Inc. "Covermaster—Masters in the Art of Sports Surface Covers—Seat covers, Windscreens." <<http://www.covermaster.com>>.

ProMounds, Inc. "Baseball Field Covers." <<http://www-baseballmounds.com/fieldcovers.htm>>.

WeatherBeater by Colorado Lining. "CLI's WeatherBeater Athletic Field Covers and Products." <<http://coloradolining.com/weatherbeater>>.

\* cited by examiner

FIG-1

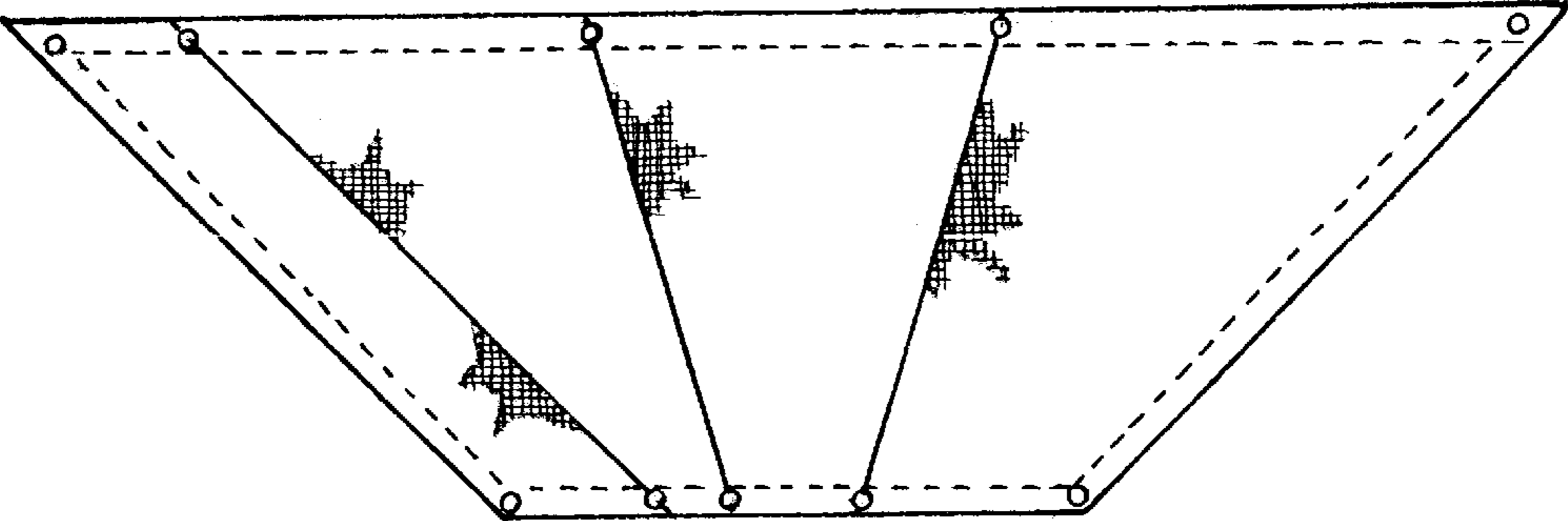


FIG-2

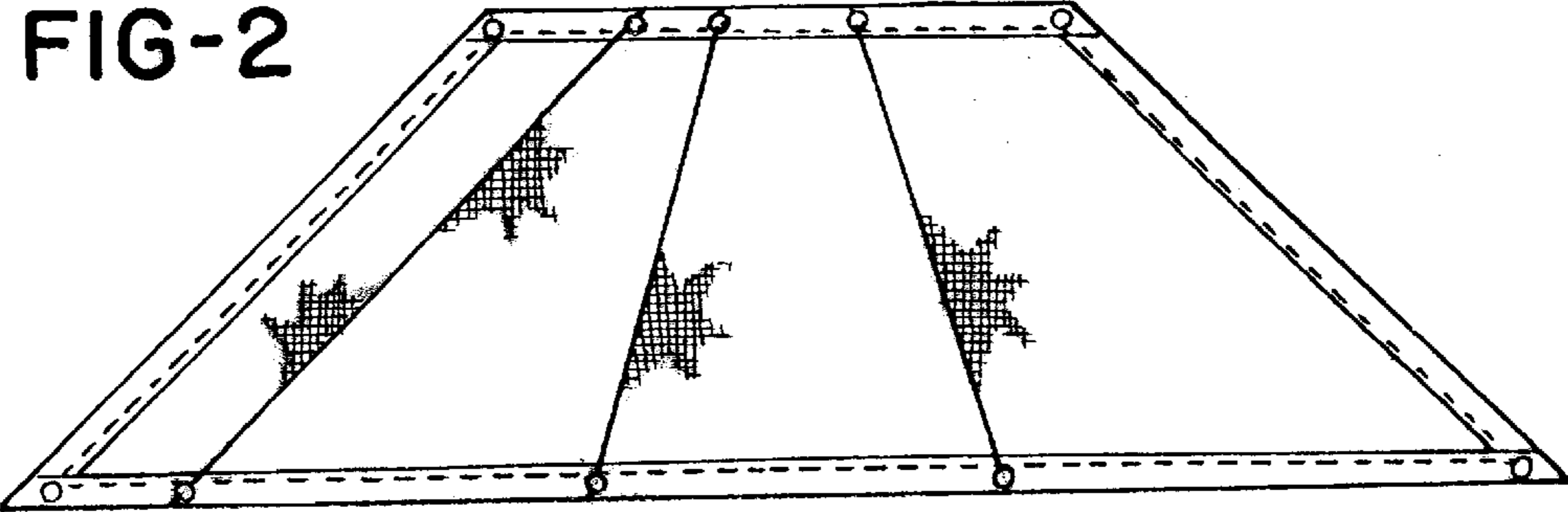


FIG-3




FIG-4




FIG-5




FIG-6

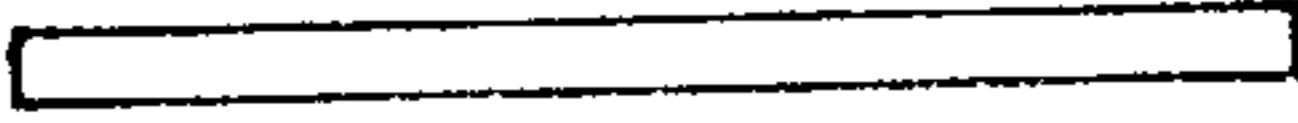


FIG-7

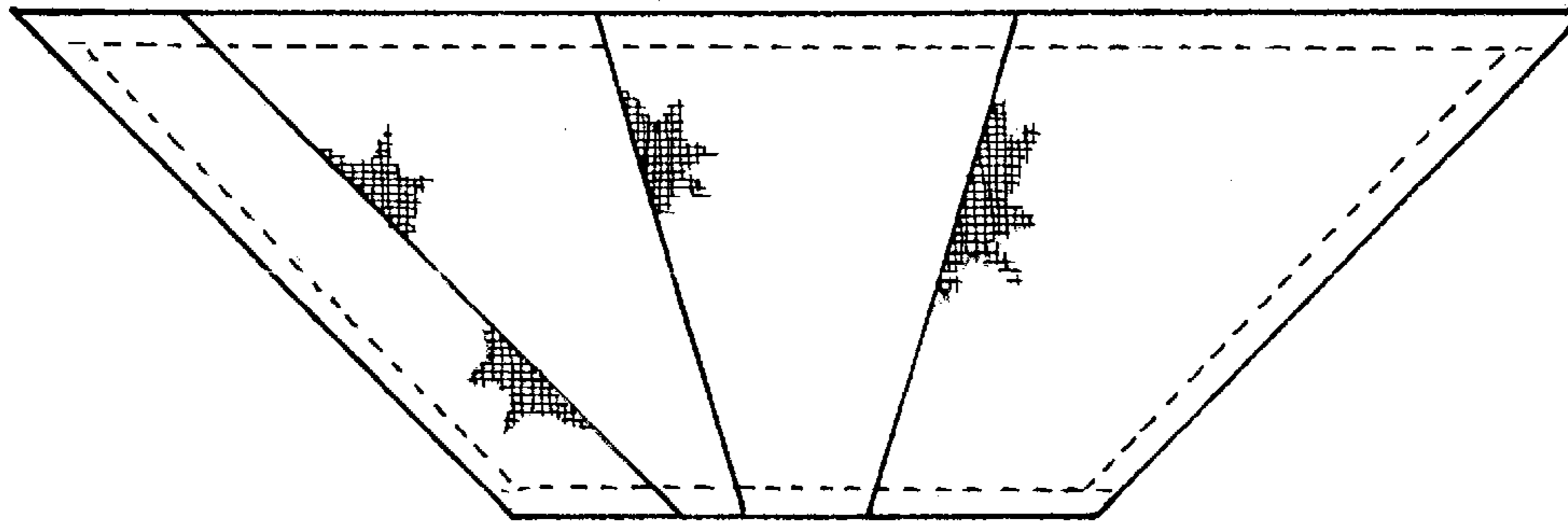


FIG-8

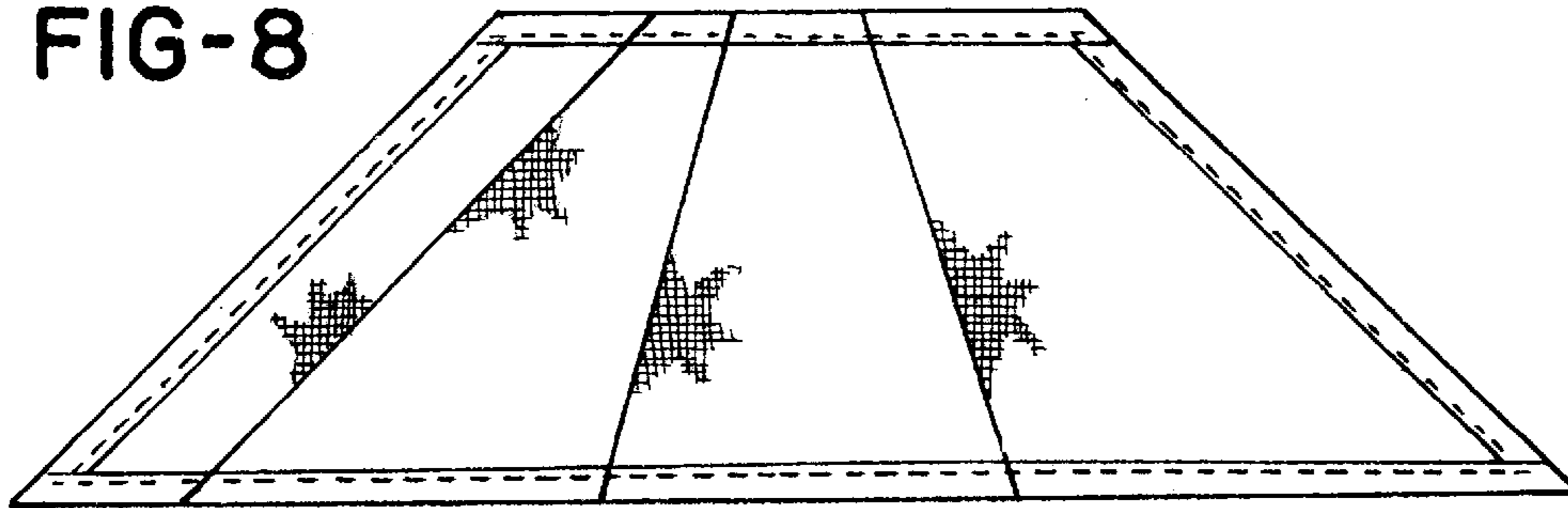


FIG-9




FIG-10




FIG-11




FIG-12






FIG-13

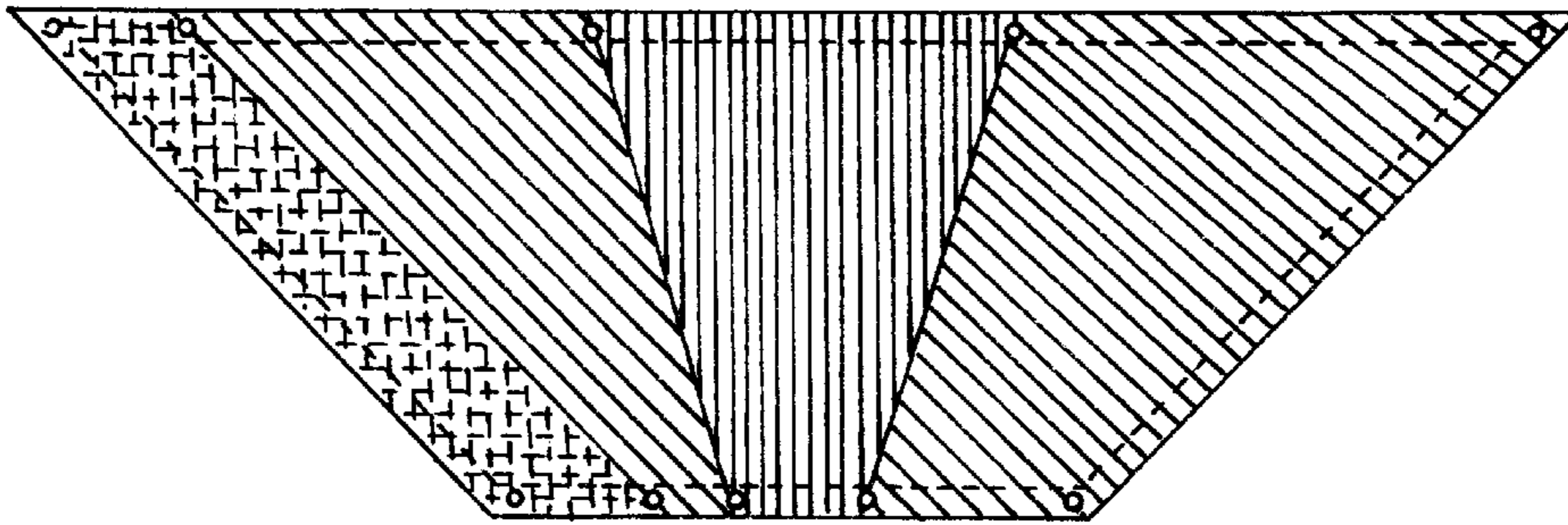


FIG-14

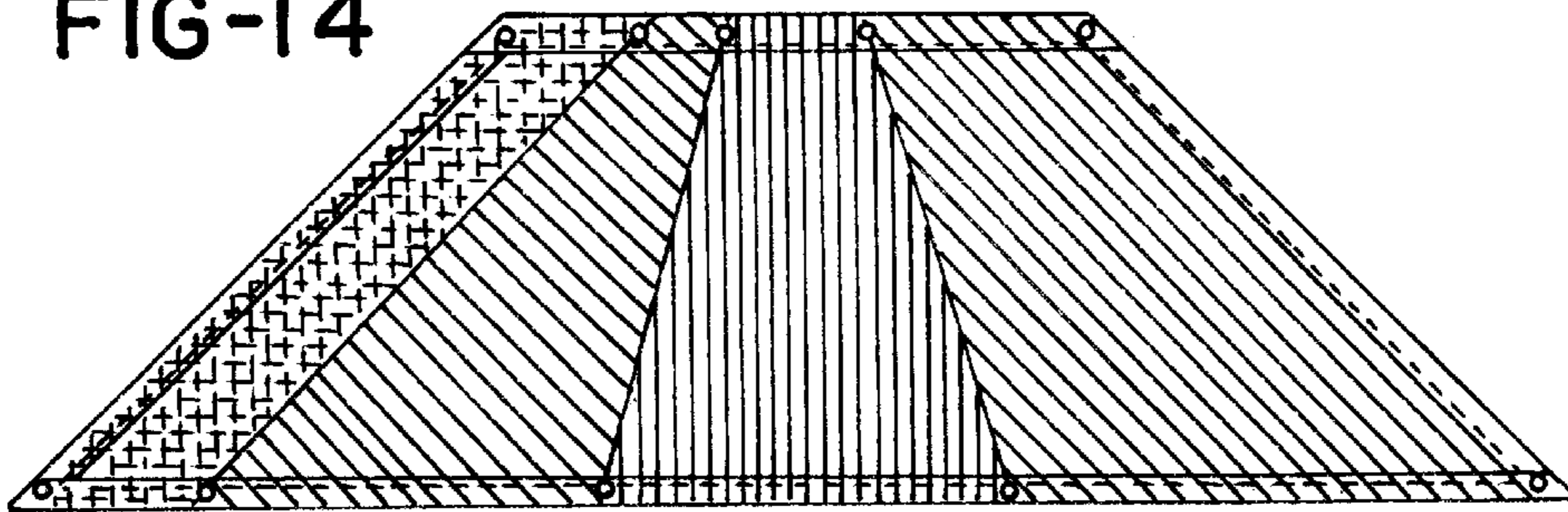


FIG-15



FIG-16



FIG-17



FIG-18



FIG-19

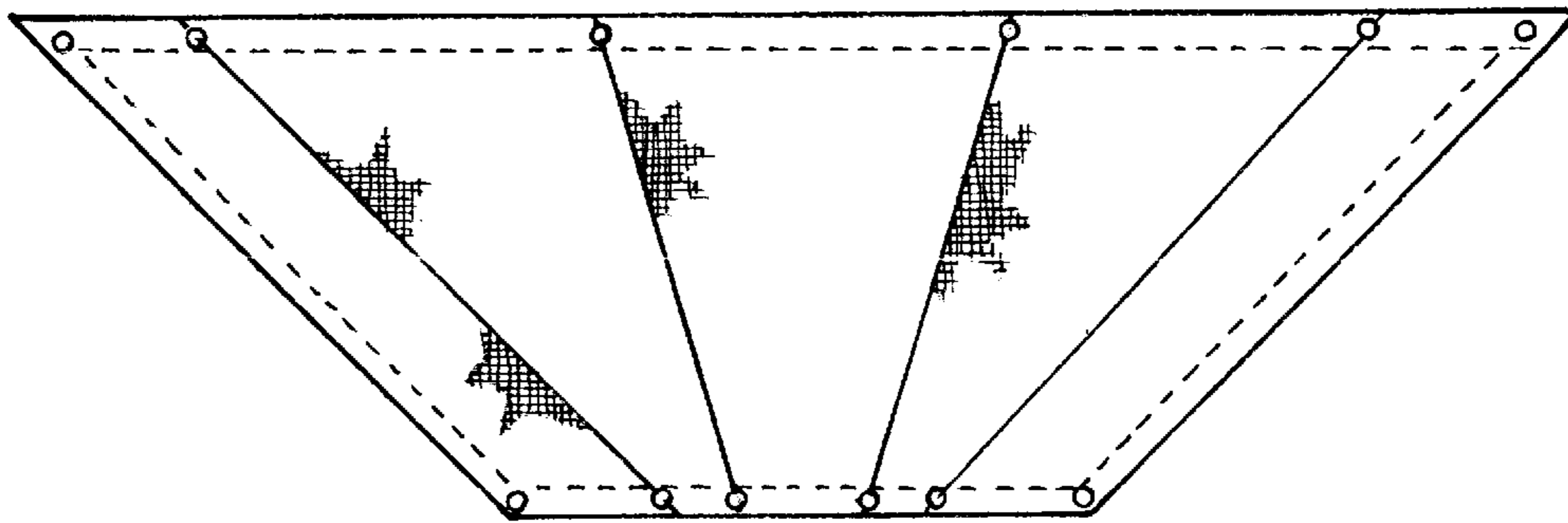


FIG-20

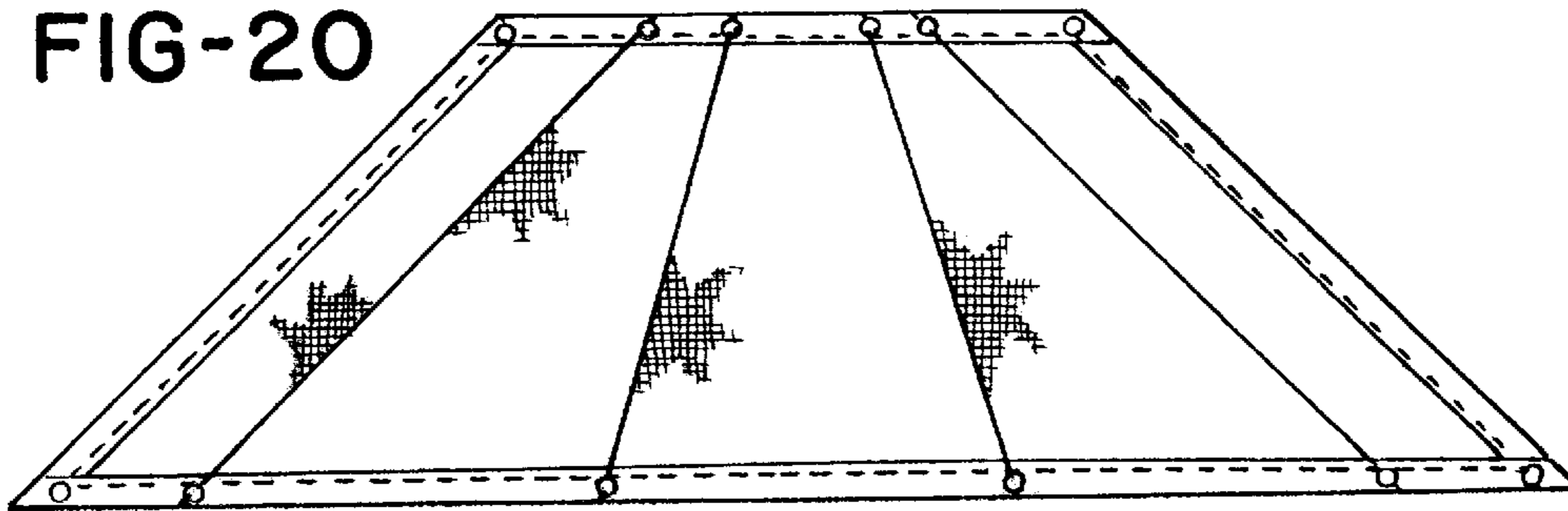


FIG-21




FIG-22

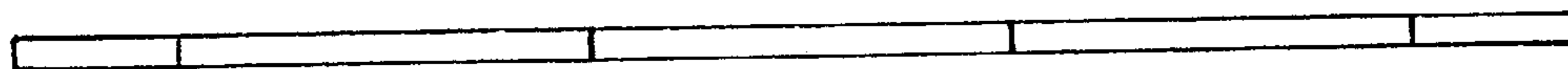


FIG-23

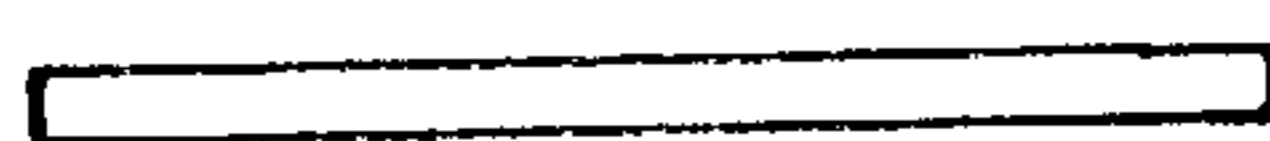


FIG-24

