

US00D514643S

(12) **United States Design Patent**  
**Henderson**

(10) **Patent No.:** **US D514,643 S**  
(45) **Date of Patent:** **\*\* Feb. 7, 2006**

(54) **ICE SKATE BLADE**  
(75) **Inventor:** **Robert Henderson, Westmount (CA)**  
(73) **Assignee:** **ISE Stamping Inc. (CA)**  
(\*\*) **Term:** **14 Years**

(21) **Appl. No.:** **29/194,290**  
(22) **Filed:** **Nov. 21, 2003**

(30) **Foreign Application Priority Data**  
May 22, 2003 (CA) ..... 103111

(51) **LOC (8) Cl.** ..... **21-02**  
(52) **U.S. Cl.** ..... **D21/771**  
(58) **Field of Classification Search** ..... D21/760,  
D21/761, 762, 771, 776; 280/841, 11.12,  
280/11.15, 11.17, 11.18  
See application file for complete search history.

(56) **References Cited**  
**U.S. PATENT DOCUMENTS**  
1,181,831 A \* 5/1916 Browne ..... 280/11.18  
D135,462 S \* 4/1943 McCullough ..... D21/761  
D271,410 S \* 11/1983 Olivieri ..... D21/761

D275,218 S \* 8/1984 Chang ..... D21/761  
6,234,532 B1 \* 5/2001 Kollen ..... 280/841  
D488,846 S \* 4/2004 Labonte et al. .... D21/761  
D490,131 S \* 5/2004 LaBonte et al. .... D21/761

\* cited by examiner

*Primary Examiner*—Holly Baynham  
*Assistant Examiner*—Cynthia M. Chin  
(74) *Attorney, Agent, or Firm*—Saidman DesignLaw Group

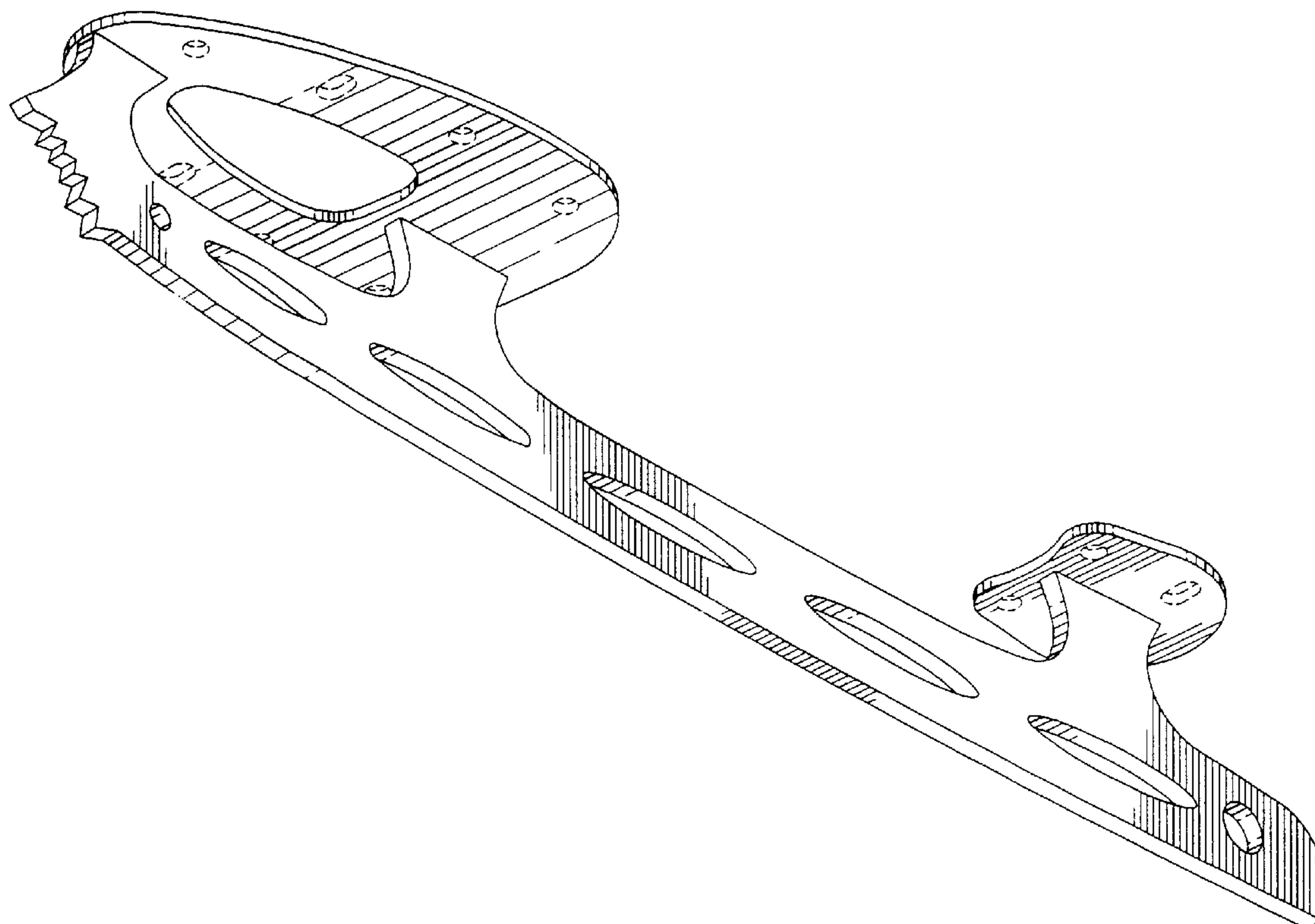
(57) **CLAIM**

The ornamental design for an ice skate blade, as shown and described.

**DESCRIPTION**

FIG. 1 is a perspective view taken from the bottom of an ice skate blade embodying the present design  
FIG. 2 is a front elevational view thereof;  
FIG. 3 is a rear elevational view thereof;  
FIG. 4 is a side elevational view taken from one side of the ice skate blade;  
FIG. 5 is a side elevational view taken from the other side thereof;  
FIG. 6 is a top plan view thereof; and,  
FIG. 7 is a bottom plan view thereof.

**1 Claim, 4 Drawing Sheets**



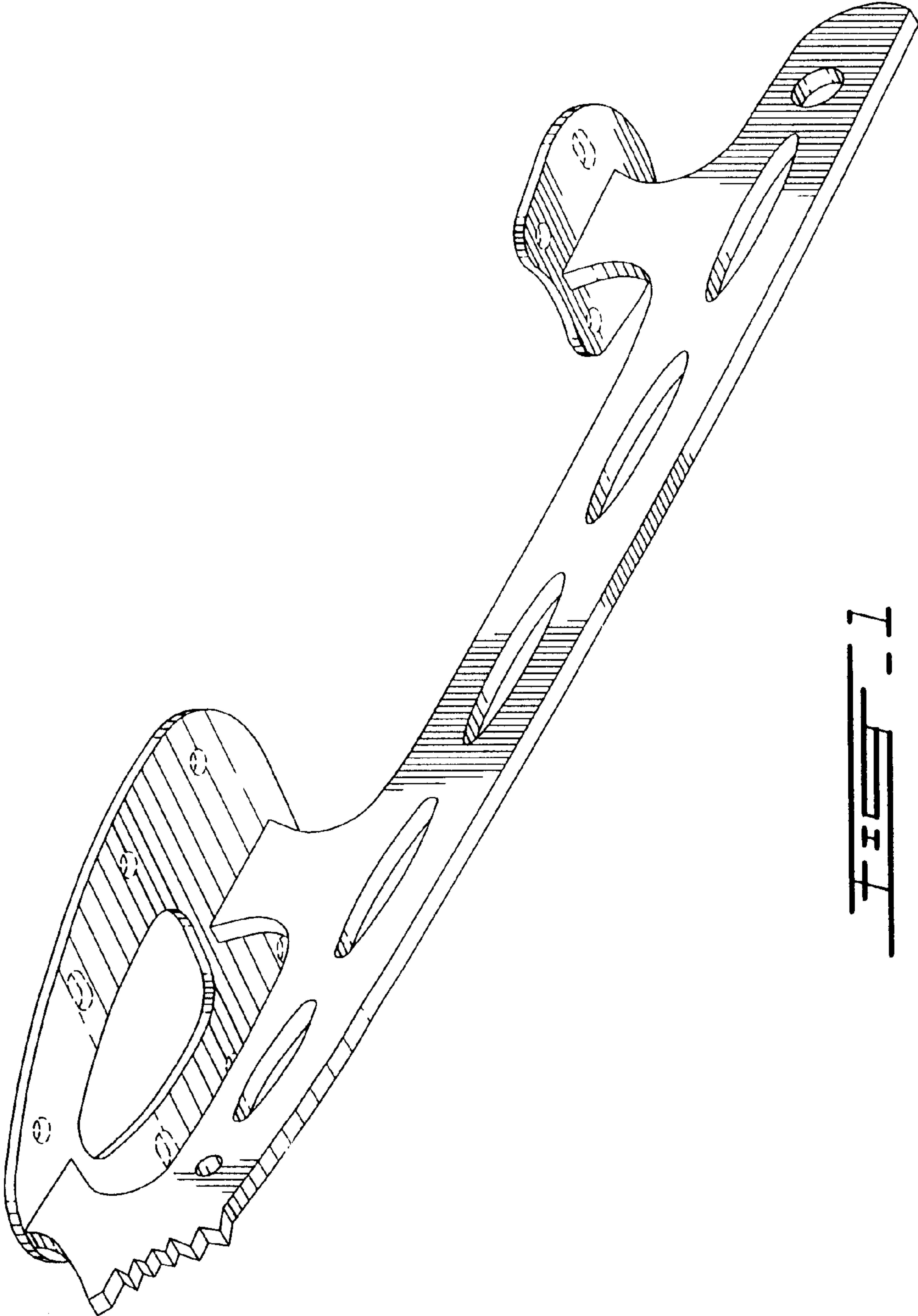
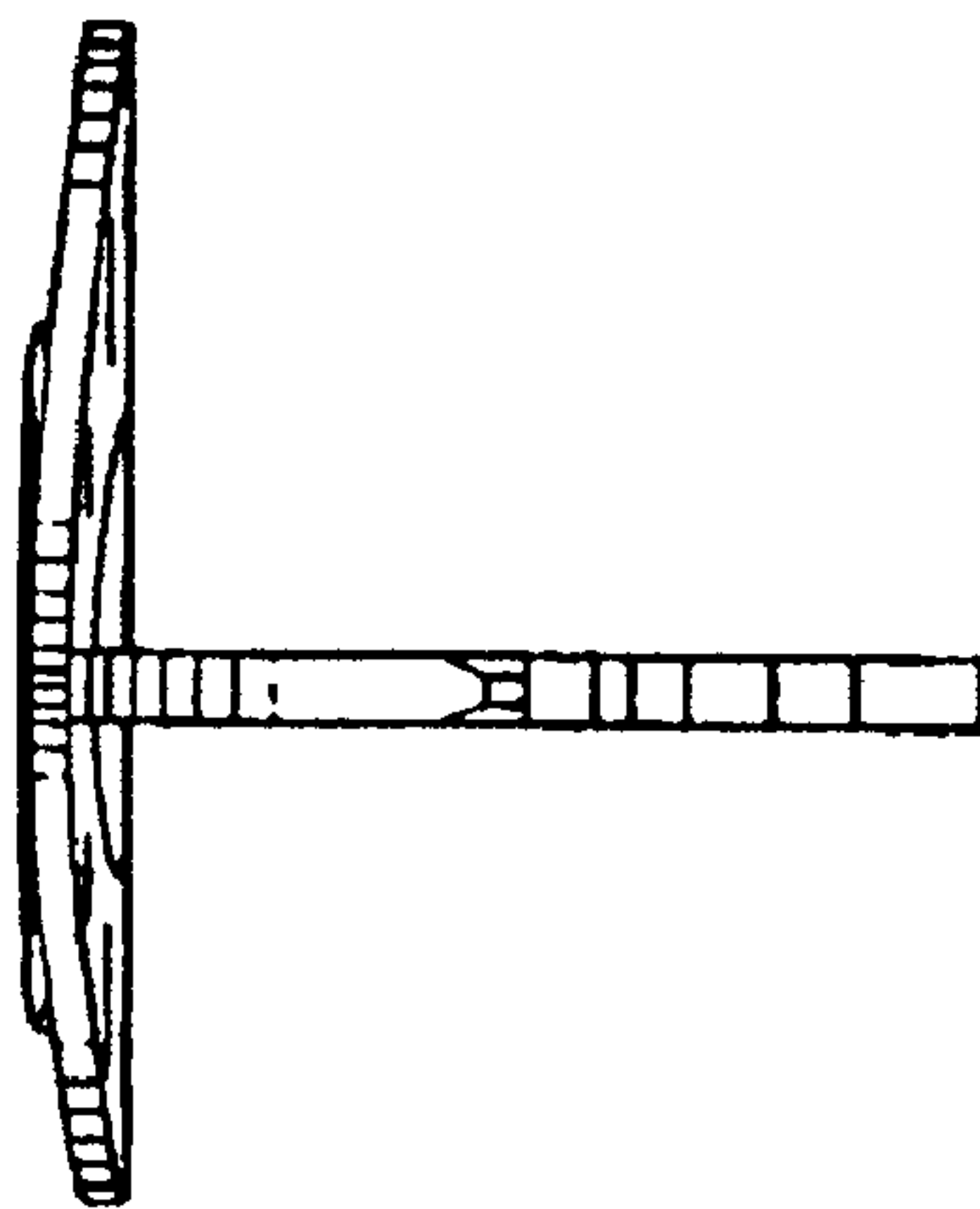
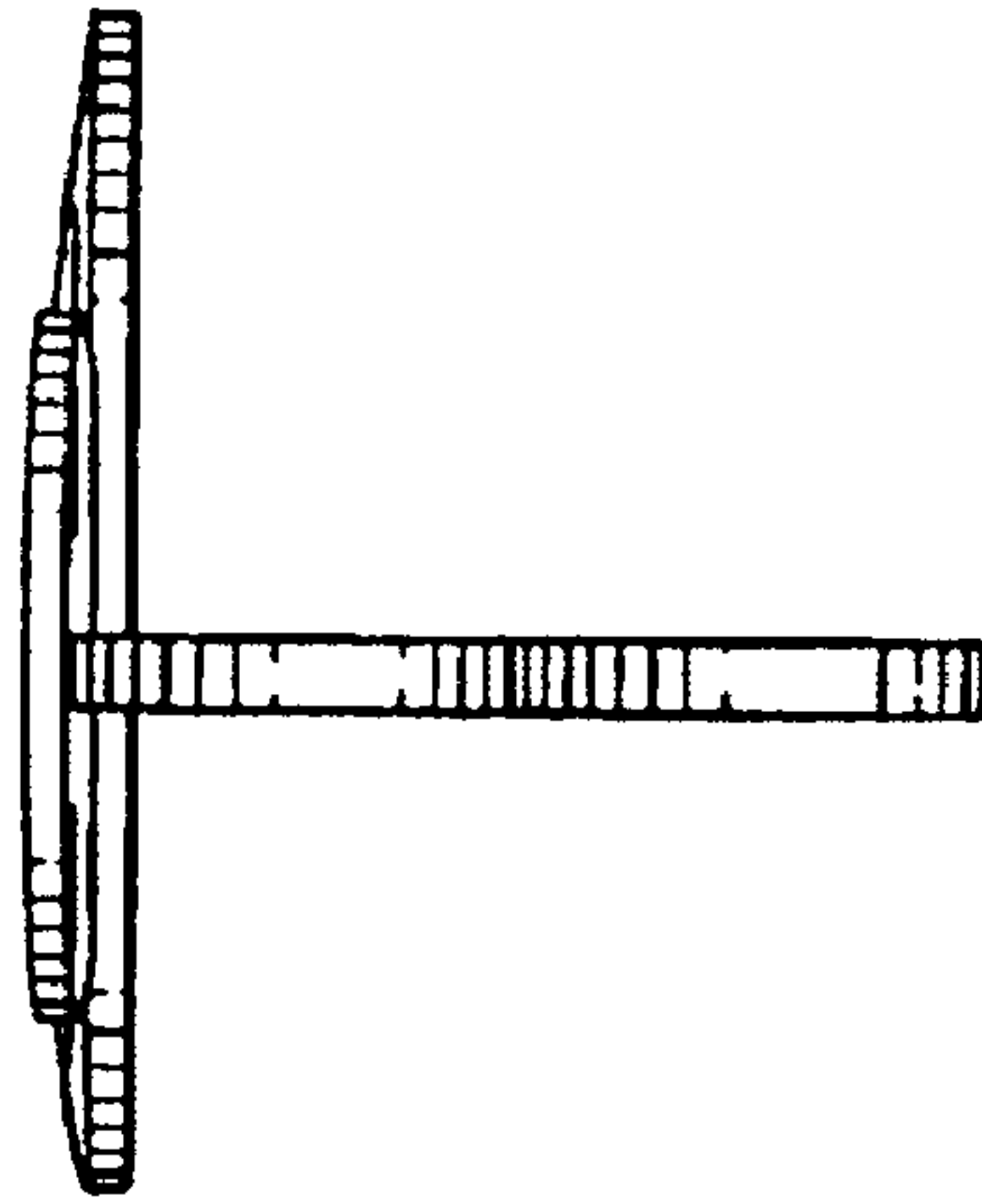


FIG. 1



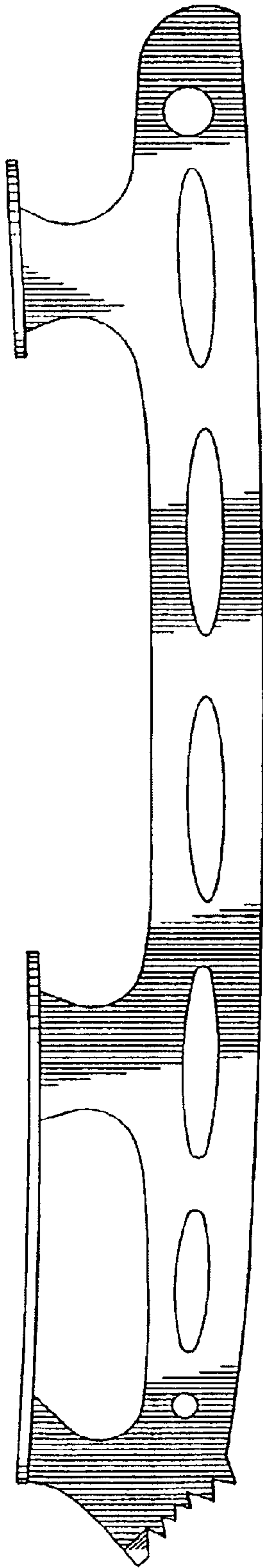


FIG. 4

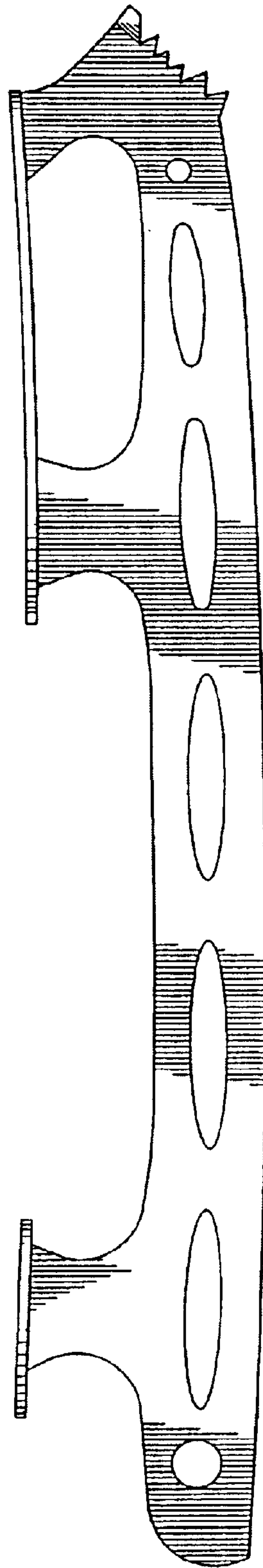


FIG. 5

