



US00D514619S

(12) **United States Design Patent** (10) **Patent No.:** **US D514,619 S**
Brink et al. (45) **Date of Patent:** **** Feb. 7, 2006**

(54) **CREDIT CARD**
(75) Inventors: **Gaby Brink**, San Francisco, CA (US);
Joel Templin, San Francisco, CA (US);
Richard Vollmer, Pgh, PA (US)
(73) Assignee: **Retail Royalty Company**, Las Vegas,
NV (US)
(**) Term: **14 Years**
(21) Appl. No.: **29/224,316**
(22) Filed: **Feb. 28, 2005**

4,775,785 A * 10/1988 Nakahara et al. 235/449
4,779,120 A 10/1988 Haas 355/40
4,795,895 A * 1/1989 Hara et al. 235/492
4,797,542 A * 1/1989 Hara 235/380
4,827,111 A * 5/1989 Kondo 235/380
4,868,849 A * 9/1989 Tamaoki 379/357.01
4,873,427 A * 10/1989 Viridia 235/492
4,874,934 A * 10/1989 Nakahara et al. 235/492
D305,886 S * 2/1990 Banjo et al. D14/436
4,927,180 A 5/1990 Trundle et al.
D310,386 S 9/1990 Michels et al. D19/9
5,005,873 A 4/1991 West 283/92
5,055,662 A * 10/1991 Hasegawa 235/492
5,172,937 A 12/1992 Sachetti
5,629,512 A 5/1997 Haga

Related U.S. Application Data

(Continued)

(62) Division of application No. 29/212,938, filed on Sep. 10,
2004.
(51) **LOC (8) Cl.** **19-08**
(52) **U.S. Cl.** **D19/9**
(58) **Field of Classification Search** D19/9,
D19/10; D14/435, 436, 437, 438, 479; 40/625;
235/380, 382, 449, 454, 487, 488, 489, 490,
235/491, 492, 493; 283/74, 75, 82, 107, 111,
283/904; 360/2; 428/916
See application file for complete search history.

Primary Examiner—Jeffrey Asch
Assistant Examiner—Elizabeth Albert
(74) *Attorney, Agent, or Firm*—Wood, Herron & Evans,
L.L.P.

(57) **CLAIM**

The ornamental design for a credit card, as shown and
described.

DESCRIPTION

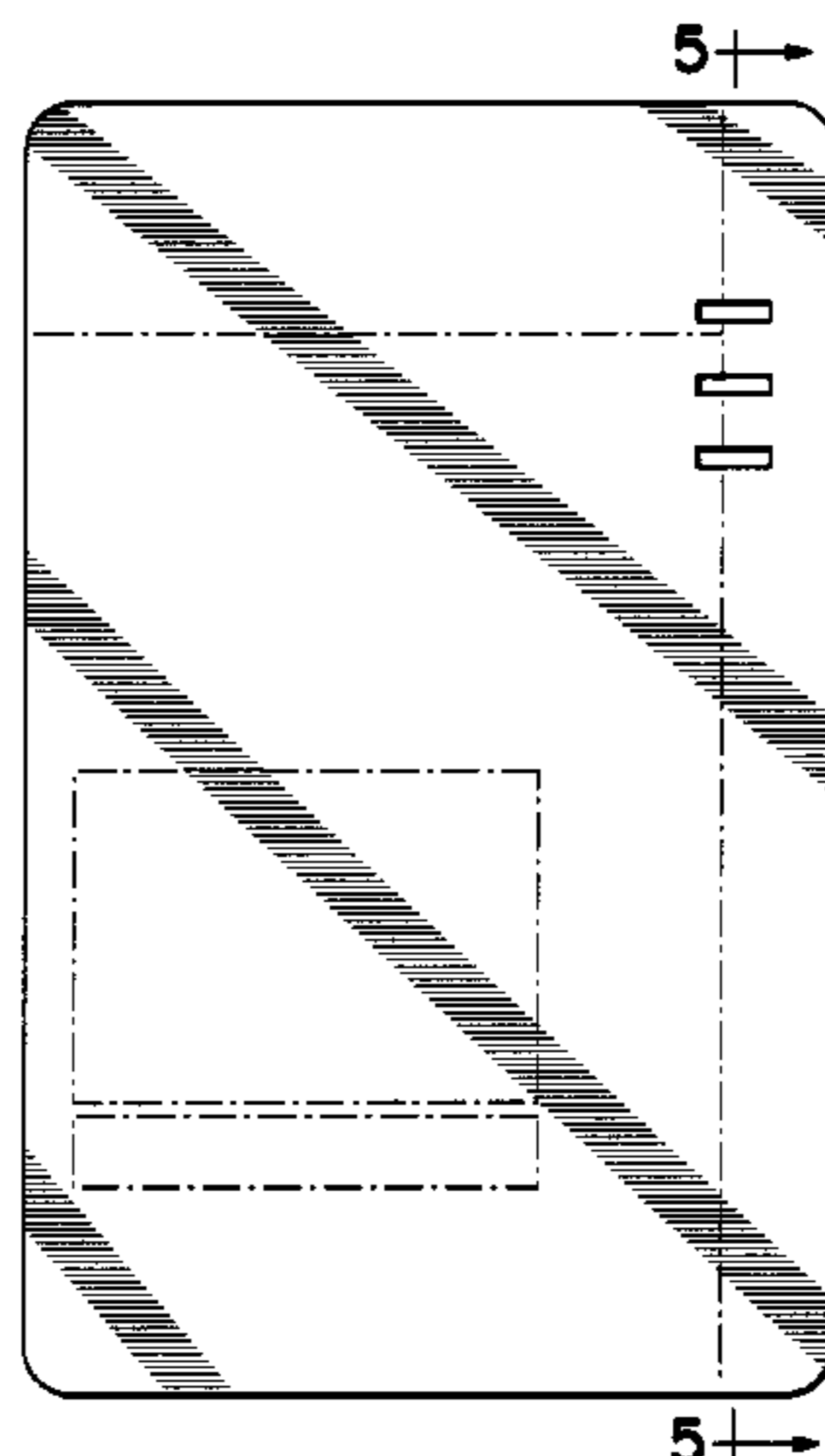
FIG. 1 is a top plan view of the face of a credit card showing
my new design;
FIG. 2 is a front elevational view thereof, with the rear
elevational view being identical to FIG. 2.
FIG. 3 is a left-side elevational view, with the right-side
elevational view being identical to FIG. 3.
FIG. 4 is a bottom plan view of the back thereof; and,
FIG. 5 is a cross-sectional view along line 5—of FIG. 1,
showing the three rectangular cross-section holes passing
through the entire thickness of the card from the face of the
credit card to back thereof.
The broken lines in the top plan view of FIG. 1 are for
illustrative purposes only, and form no part of the claimed
design.

(56) **References Cited**

U.S. PATENT DOCUMENTS

3,761,683 A * 9/1973 Rogers 340/5.25
3,781,805 A * 12/1973 O'Neal, Jr. 235/382
3,831,119 A * 8/1974 Ambrosio 235/441
4,184,632 A * 1/1980 Moss 235/458
4,219,599 A 8/1980 Idelson et al. 428/195
4,223,918 A 9/1980 Smoczynski 283/7
4,276,469 A * 6/1981 Moss 235/458
D264,853 S * 6/1982 Scavino et al. D19/10
4,500,116 A 2/1985 Ferro et al. 283/92
4,504,357 A * 3/1985 Holbein et al. 162/123
4,519,632 A 5/1985 Parkinson et al. 283/75
4,544,183 A 10/1985 Parkinson
D290,136 S 6/1987 Ball et al. D19/9
4,692,601 A * 9/1987 Nakano 235/380

1 Claim, 1 Drawing Sheet



US D514,619 S

Page 2

U.S. PATENT DOCUMENTS

5,633,490	A	*	5/1997	Vandenengel	235/492	6,375,864	B1	4/2002	Phillips et al.			
D382,591	S		8/1997	Reynard	19/9	D462,714	S	9/2002	Creighton	19/9	
5,714,742	A	*	2/1998	Ieda	235/441	D464,355	S	10/2002	Burke	14/438	
5,753,352	A		5/1998	Vanmaele et al.			6,506,476	B1	1/2003	Kaule et al.			
D406,861	S		3/1999	Leedy, Jr.	19/10	6,530,527	B1	3/2003	Ahlers et al.			
D408,054	S		4/1999	Leedy, Jr.	19/9	6,576,155	B1	6/2003	Barbera-Guillem			
5,997,992	A		12/1999	Paul	D6/629	6,581,839	B1	6/2003	Lasch et al.	235/487	
6,002,605	A	*	12/1999	Iwasaki et al.	365/51	D481,068	S	10/2003	Blossom et al.	19/10	
6,138,913	A		10/2000	Cyr et al.	235/468	D484,883	S	*	1/2004	Metivier et al.	D14/436
6,158,663	A	*	12/2000	Ochiai	235/492	6,719,206	B1	*	4/2004	Bashan et al.	235/492
D437,882	S		2/2001	Creighton	19/9	6,734,440	B2	5/2004	Questel et al.			
D438,562	S		3/2001	Webb et al.	19/10	D494,924	S	*	8/2004	Maruyama	D13/103
D438,563	S		3/2001	Webb et al.	19/10	2002/0130186	A1	9/2002	Lasch et al.			
D442,628	S		5/2001	Webb et al.	19/10	2002/0145049	A1	10/2002	Lasch et al.			
6,344,261	B1		2/2002	Kaule et al.			2003/0107639	A1	6/2003	Field			

* cited by examiner

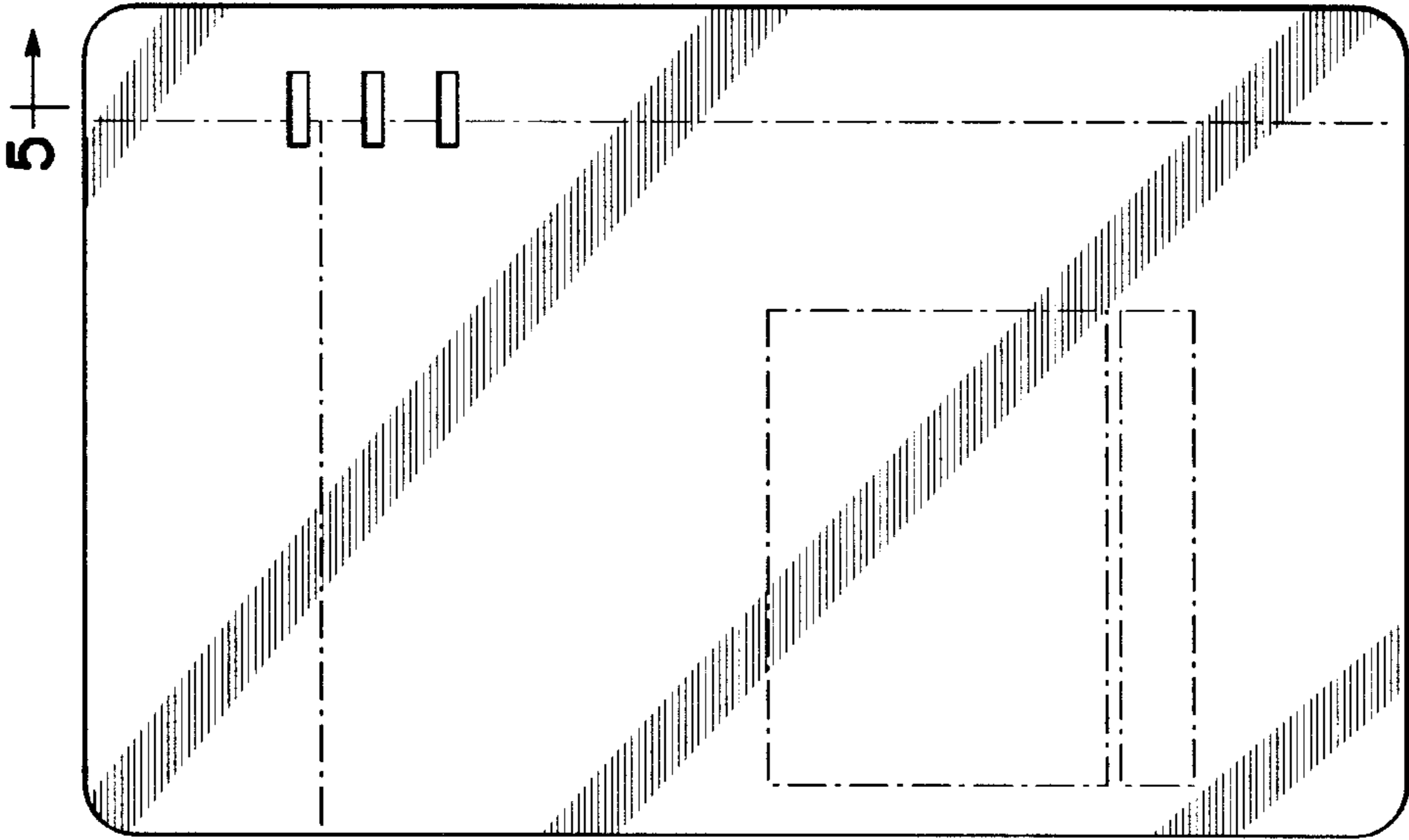


FIG. 1



FIG. 2

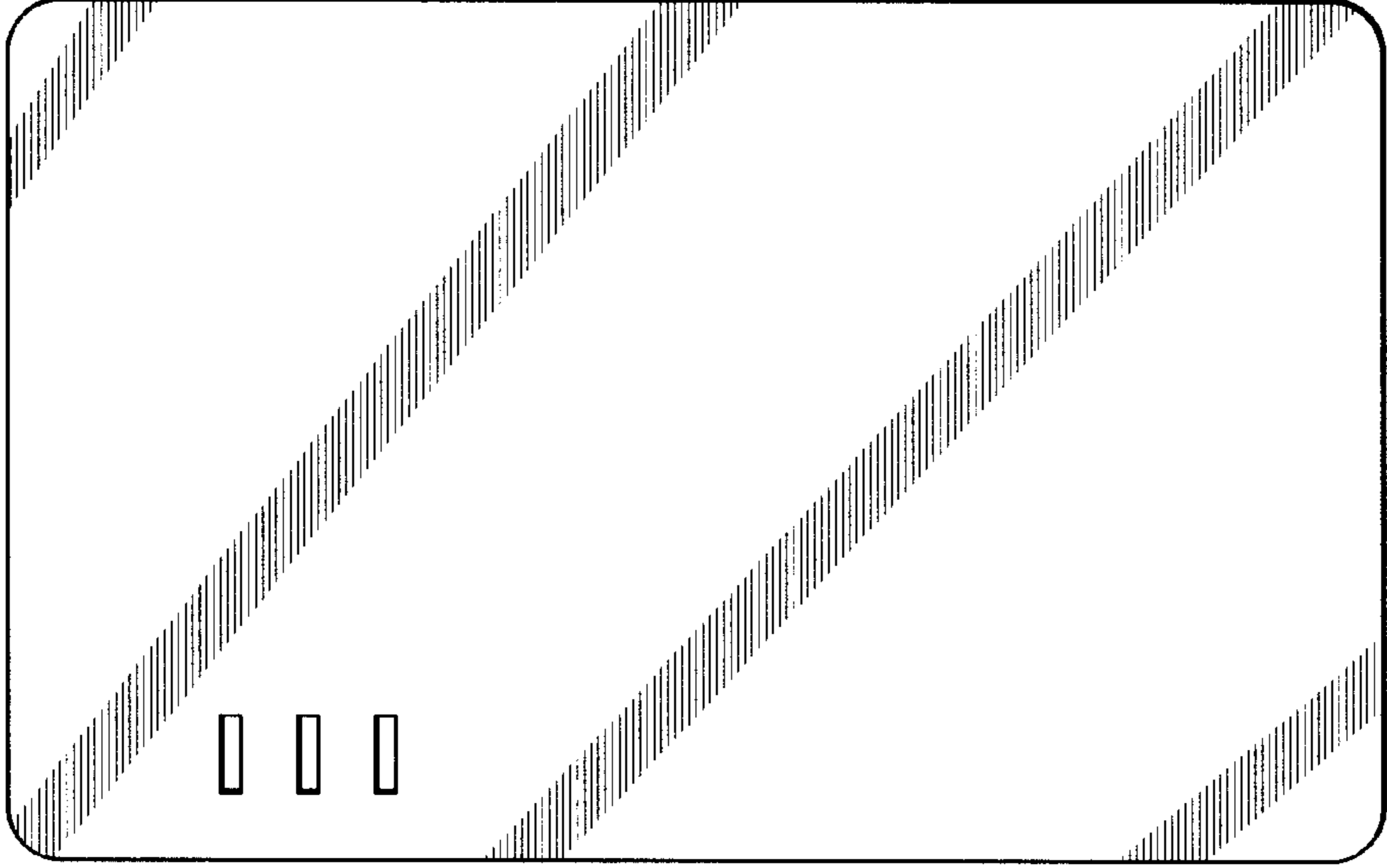


FIG. 3



FIG. 4



FIG. 5

UNITED STATES PATENT AND TRADEMARK OFFICE
CERTIFICATE OF CORRECTION

PATENT NO. : Des. 514,619 S
APPLICATION NO. : 29/224316
DATED : February 7, 2006
INVENTOR(S) : Gaby Brink, Joel Templin and Richard Vollmer

Page 1 of 1

It is certified that error appears in the above-identified patent and that said Letters Patent is hereby corrected as shown below:

On Title Page, Col. 2
DESCRIPTION reads "FIG. 5 is a cross-sectional view
along line 5—of FIG. 1,..." and should read -- FIG. 5 is a cross-
sectional view along line 5—5 of FIG. 1,....--.

Signed and Sealed this

First Day of August, 2006

A handwritten signature in black ink on a light gray dotted background. The signature reads "Jon W. Dudas" in a cursive style.

JON W. DUDAS

Director of the United States Patent and Trademark Office