



US00D514616S

(12) **United States Design Patent**
Thronton

(10) **Patent No.:** **US D514,616 S**
(45) **Date of Patent:** **** Feb. 7, 2006**

(54) **GUITAR HEAD**

(76) **Inventor:** **Charles P. Thronton**, 1225 Center St
#2, Auburn, ME (US) 04210

(**) **Term:** **14 Years**

(21) **Appl. No.:** **29/209,938**

(22) **Filed:** **Jul. 23, 2004**

(51) **LOC (8) Cl.** **17-03**

(52) **U.S. Cl.** **D17/20**

(58) **Field of Classification Search** D17/14,
D17/15, 18-20; 84/291-293, 267, 304, 314 R
See application file for complete search history.

(56) **References Cited**

U.S. PATENT DOCUMENTS

D259,199 S	*	5/1981	Kelly et al.	D17/14
D302,825 S	*	8/1989	Riley et al.	D17/20
D387,371 S	*	12/1997	Riboloff	D17/20
D416,935 S	*	11/1999	DeCola	D17/20
6,034,310 A	*	3/2000	Kolano	84/293
D483,055 S	*	12/2003	Vogel	D17/20

* cited by examiner

Primary Examiner—Adir Aronovich
(74) *Attorney, Agent, or Firm*—Verrill Dana, LLP; Chris A. Caseiro

(57) **CLAIM**

The ornamental design of a guitar head, as shown and described.

DESCRIPTION

FIG. 1 is a front perspective view of a guitar head, showing my new design.

FIG. 2 is a right side elevation view thereof.

FIG. 3 is a left side elevation view thereof.

FIG. 4 is a front elevation view thereof.

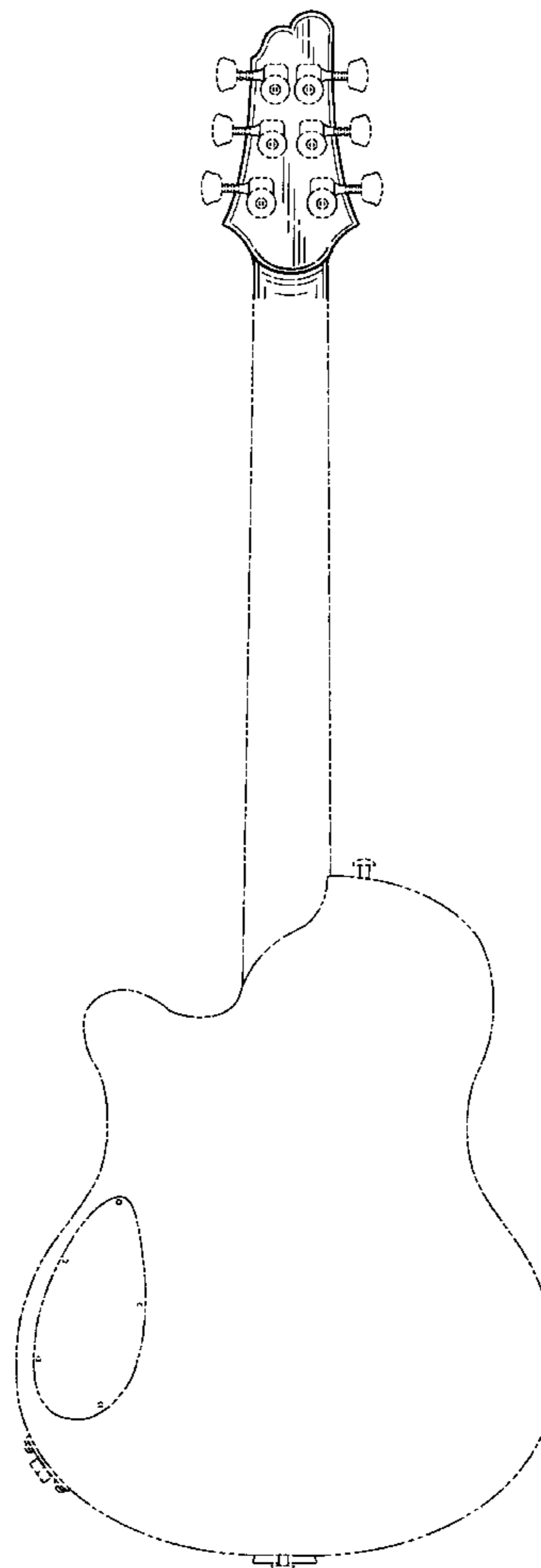
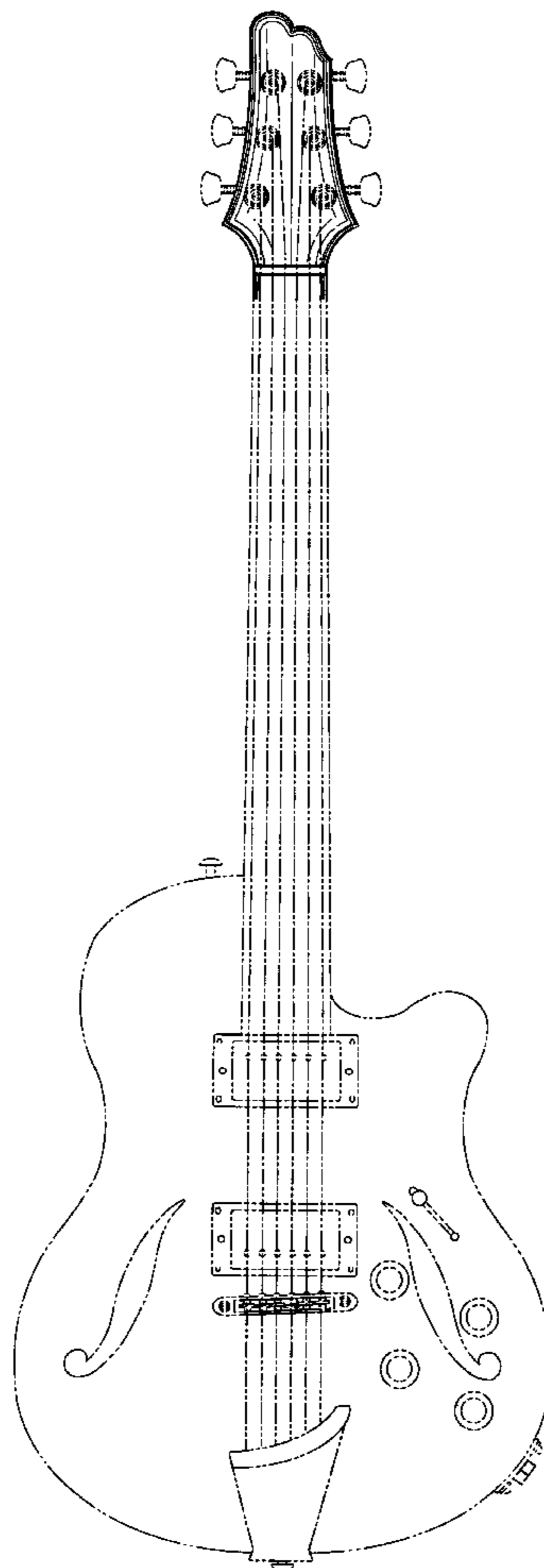
FIG. 5 is a rear elevation view thereof.

FIG. 6 is a top plan view thereof; and,

FIG. 7 is a bottom plan view thereof.

The broken lines shown are illustrative of the context only and form part of the ornamental design claimed.

1 Claim, 5 Drawing Sheets



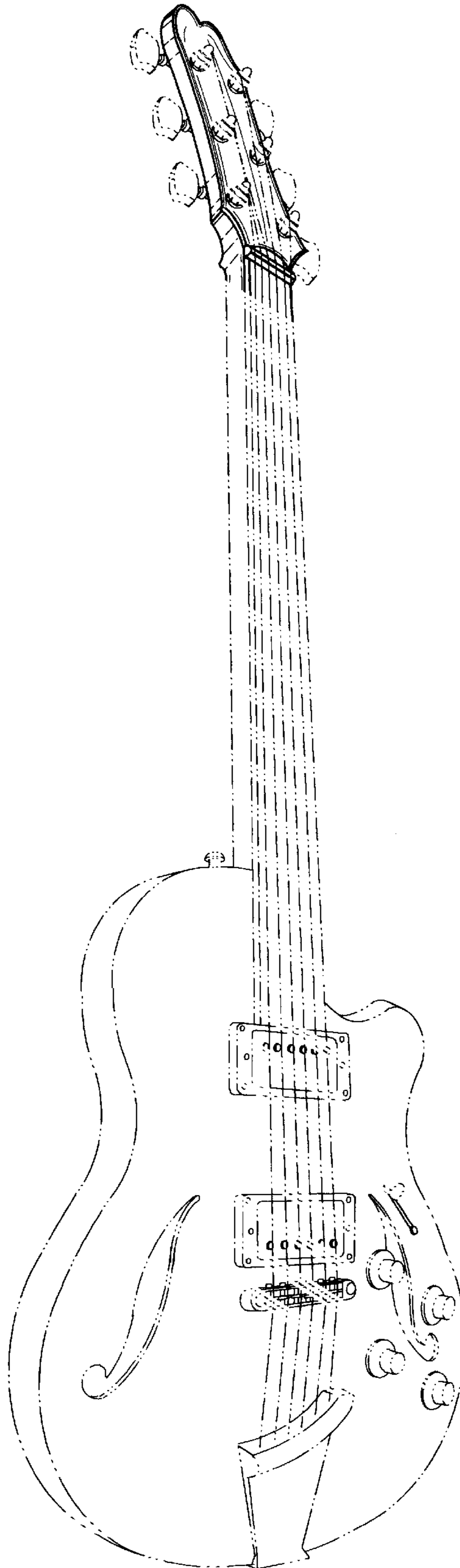


FIG. 1



FIG. 2

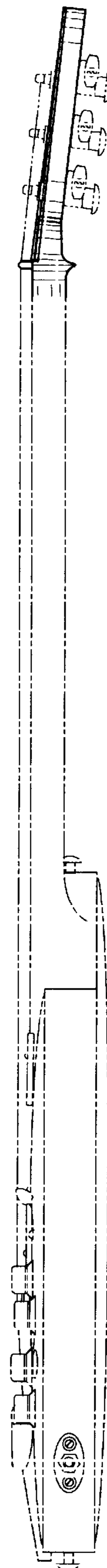


FIG. 3

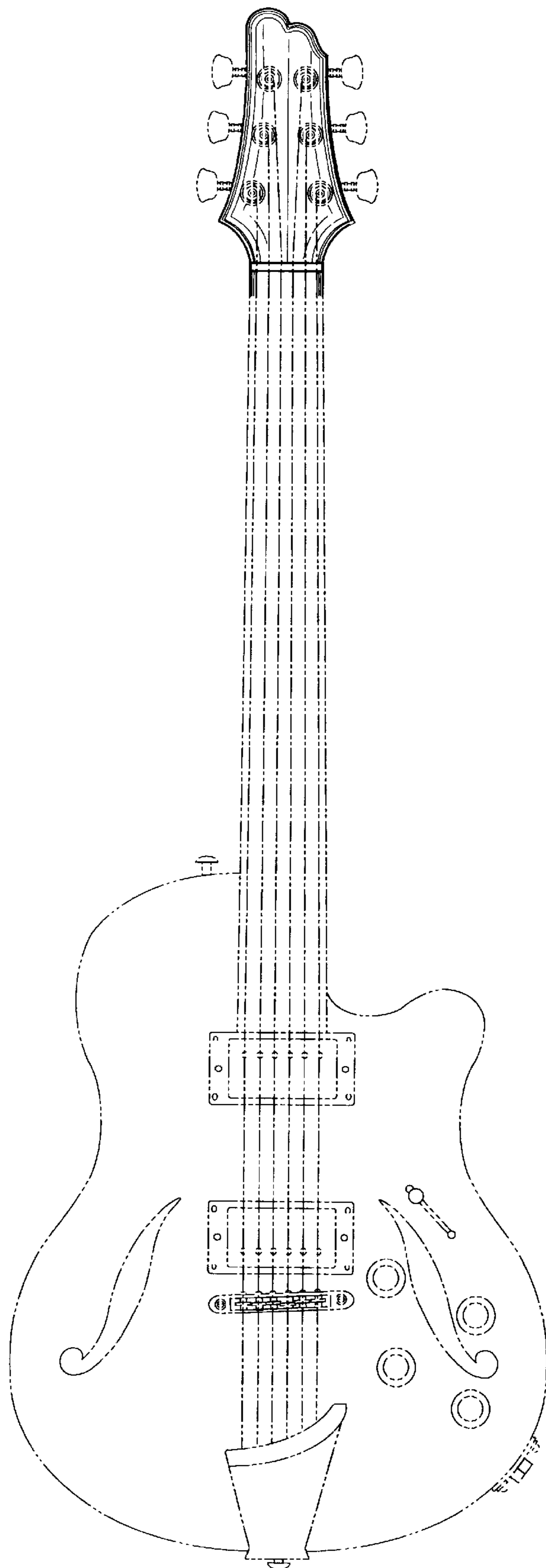


FIG. 4

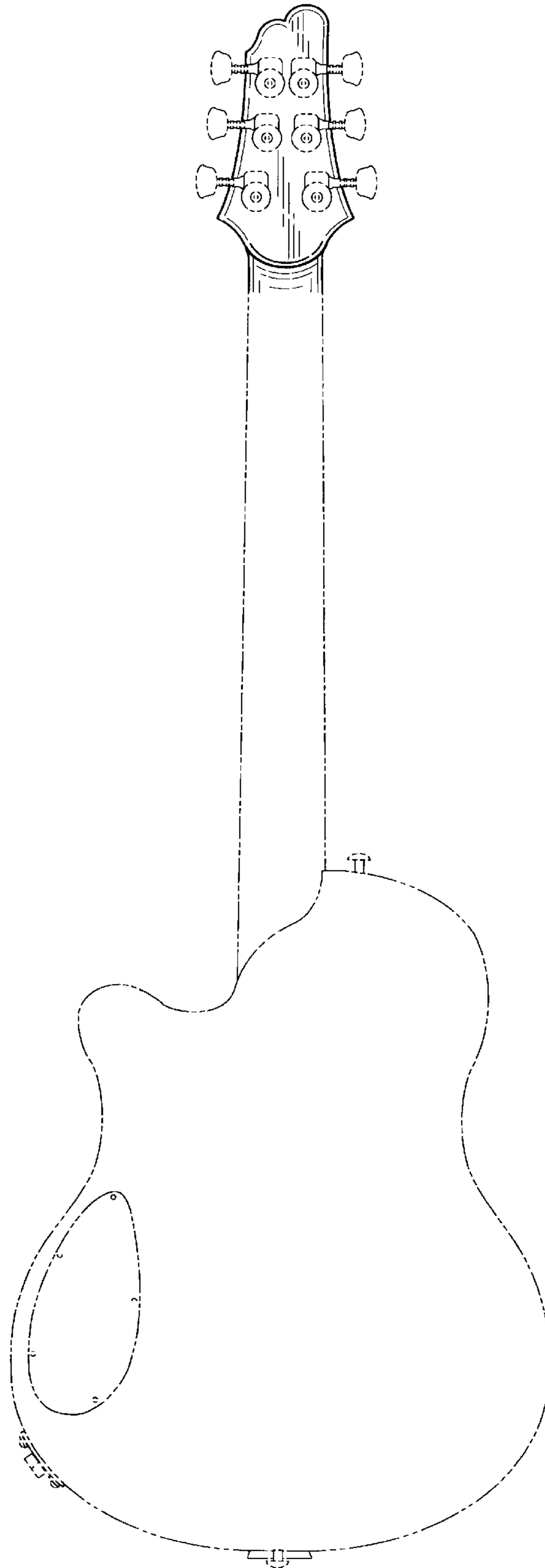


FIG. 5




FIG. 6



FIG. 7