



US00D514586S

(12) **United States Design Patent**
Toyoshima et al.

(10) **Patent No.:** **US D514,586 S**
(45) **Date of Patent:** **** Feb. 7, 2006**

- (54) **ICONS FOR A DISPLAY SECTION OF A COMMUNICATIONS DEVICE, SUCH AS A TELEPHONE**
- (75) Inventors: **Fumiyoshi Toyoshima, Moriya (JP); Yasutaka Kondoh, Nagareyama (JP)**
- (73) Assignee: **NEC Infrontia Corporation, Kawasaki (JP)**
- (**) Term: **14 Years**
- (21) Appl. No.: **29/182,465**
- (22) Filed: **May 28, 2003**
- (51) **LOC (8) Cl.** **14-04**
- (52) **U.S. Cl.** **D14/492**
- (58) **Field of Classification Search** D14/485-95; D18/24-33; D19/6; D20/11; D21/324-33; 345/700-26, 764-866; 715/700-866
See application file for complete search history.

(56) **References Cited**

U.S. PATENT DOCUMENTS

D331,229 S	*	11/1992	Pike	D20/11
D341,848 S	*	11/1993	Bigelow et al.	D18/27
D388,775 S	*	1/1998	Kosek	D14/493
D394,052 S	*	5/1998	Meade	D14/493
D395,044 S	*	6/1998	Morioka et al.	D14/493
D407,391 S	*	3/1999	Pascual et al.	D14/493

OTHER PUBLICATIONS

Precision Font Reference Guide, Version 5.0, Jeff Level et al., Business & Services I font, p. 418, Pix-Symbols Menu-fonts, p. 447, copyright 1995.*

Symbol Sourcebook, Henry Dreyfuss, Van Nostrand Reinhold, 1972, symbols, pp. 71, 195.*

* cited by examiner

Primary Examiner—M. H. Tung
(74) *Attorney, Agent, or Firm*—Frishauf, Holtz, Goodman & Chick, P.C.

(57) **CLAIM**

The ornamental design for icons for a display section of a communications device, such as a telephone, as shown and described.

DESCRIPTION

FIG. 1 is a front view of icons for a display section of a communications device, such as a telephone, showing our new design, the broken line drawing of a display section of a communications device is for illustrative purposes only and forms no part of the claimed design;

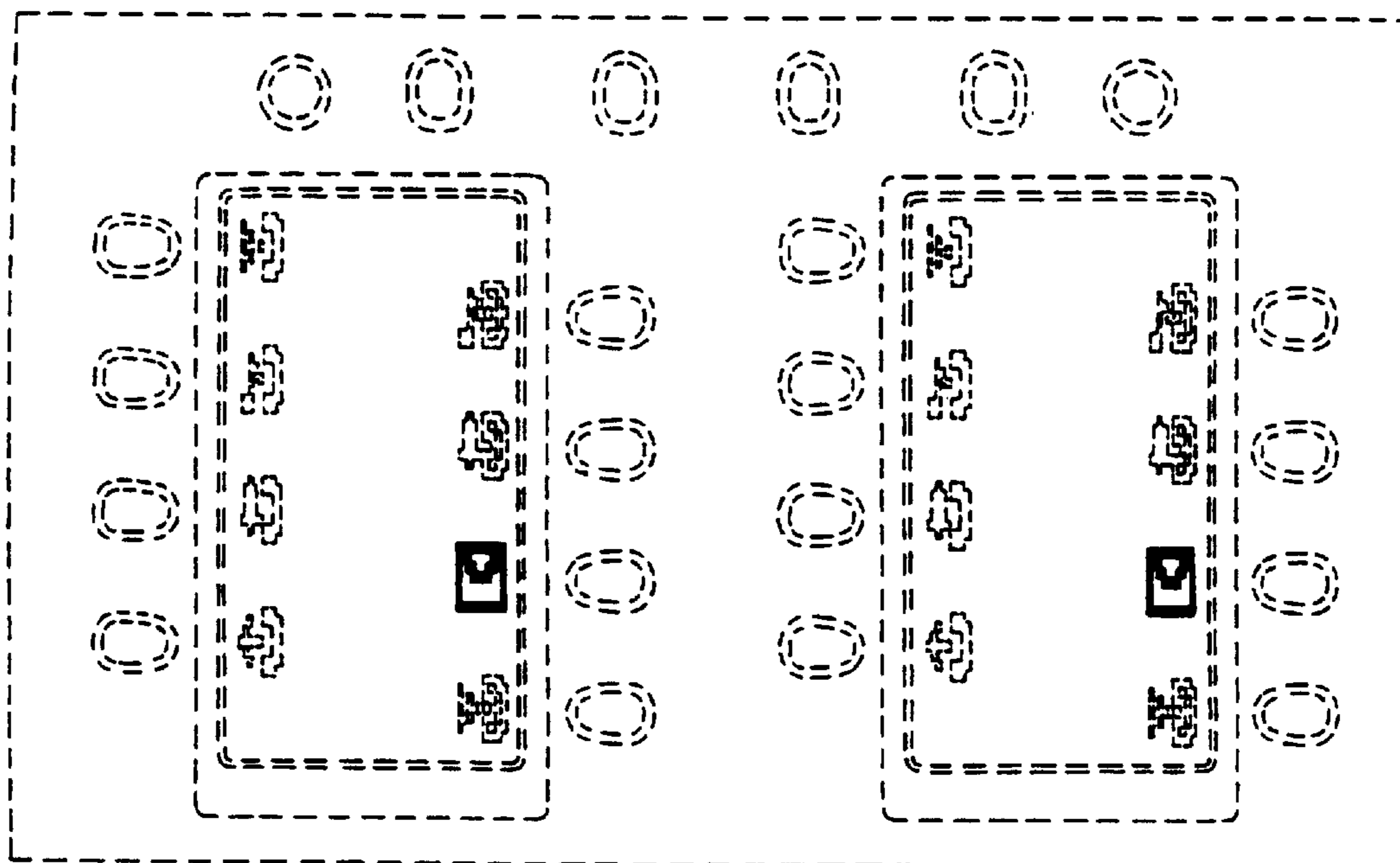
FIG. 2 is a front view thereof, on a greatly enlarged scale, one of the icons is shown separately for clarity of illustration;

FIG. 3 is a front view thereof, on an enlarged scale, a portion of the display section of a communications device is shown separately for clarity of illustration; and,

FIG. 4 is a front view of a second embodiment thereof, the broken line drawing of a display section and telephone is for illustrative purposes only and forms no part of the claimed design.

The broken line showings in FIGS. 2 and 3 are for illustrative purposes only and form no part of the claimed design.

1 Claim, 4 Drawing Sheets



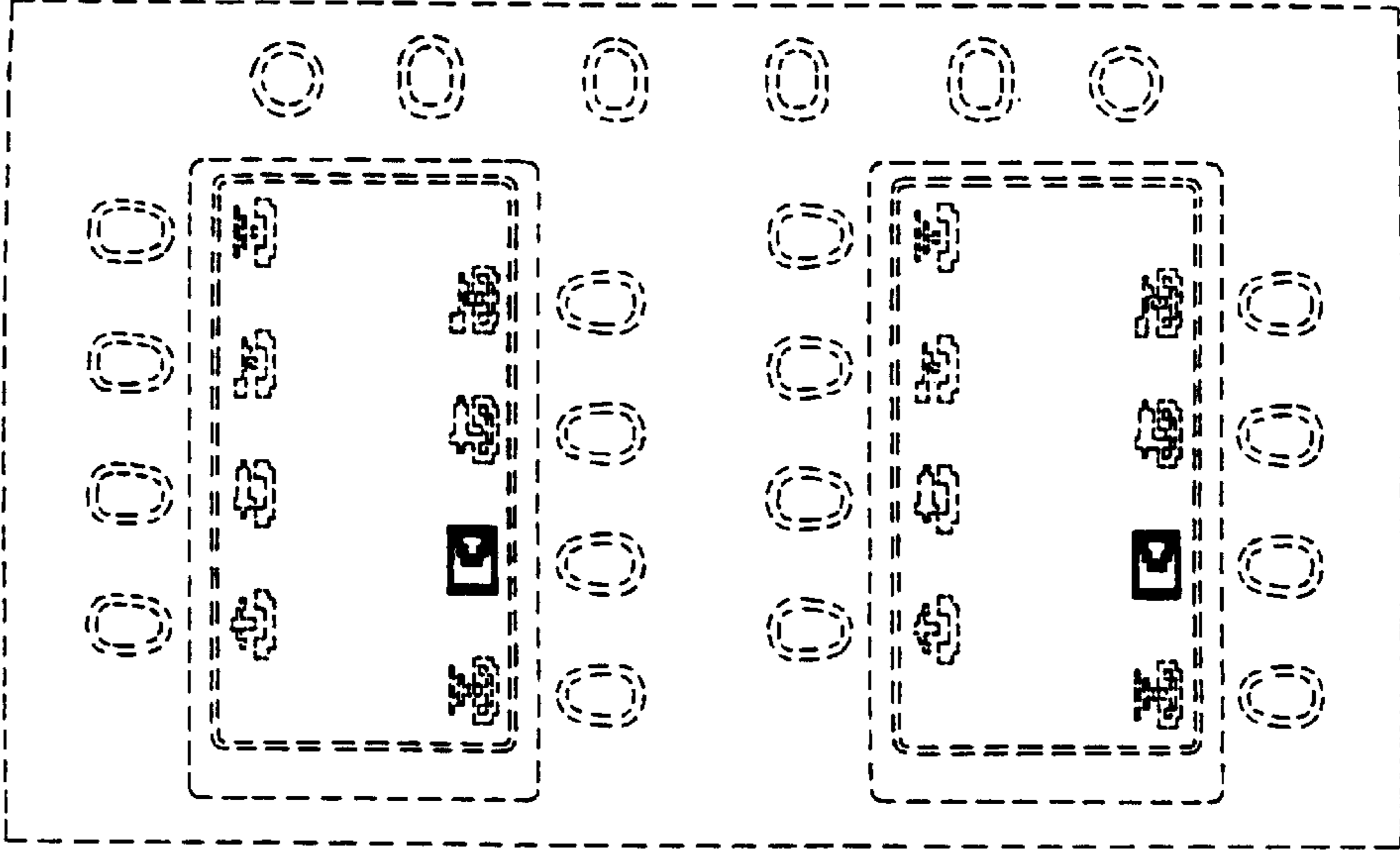


FIG. 1




FIG. 2




FIG. 3

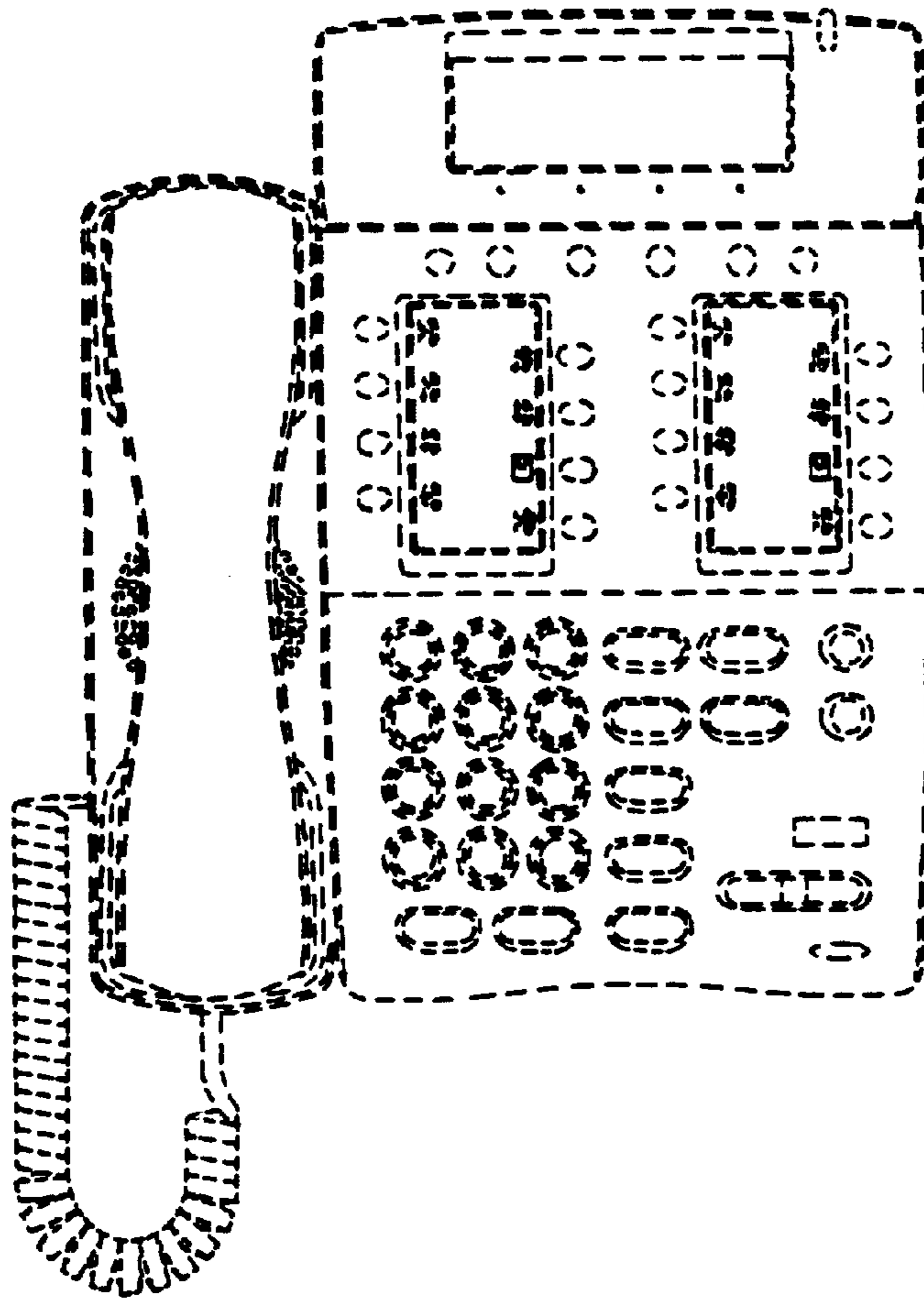


FIG. 4