



US00D514585S

(12) **United States Design Patent**
Moore et al.

(10) **Patent No.:** **US D514,585 S**
(45) **Date of Patent:** **** Feb. 7, 2006**

(54) **AUDIO COMPRESSION ICON FOR A PORTION OF A COMPUTER SCREEN**

(75) Inventors: **Dennis Moore**, Commerce, MI (US);
Matthew Mark Highstrom, Whitmore Lake, MI (US)

(73) Assignee: **Visteon Global Technologies, Inc.**, Dearborn, MI (US)

(**) Term: **14 Years**

(21) Appl. No.: **29/165,726**

(22) Filed: **Aug. 15, 2002**

(51) **LOC (8) Cl.** **14-02**

(52) **U.S. Cl.** **D14/492**

(58) **Field of Classification Search** D14/485-95;
D18/24-33; D19/6; D20/11; D21/324-33;
345/700-26, 764-866

See application file for complete search history.

(56) **References Cited**

U.S. PATENT DOCUMENTS

D279,014 S * 5/1985 Brodie

D385,548 S * 10/1997 Paterson et al.
D388,072 S * 12/1997 Sawada
D418,497 S * 1/2000 Howard, III et al.
D473,237 S * 4/2003 Han et al.
D478,091 S * 8/2003 Han et al.

* cited by examiner

Primary Examiner—M. H. Tung

(74) *Attorney, Agent, or Firm*—Scott M. Confer

(57) **CLAIM**

The ornamental design for an audio compression icon for a portion of a computer screen, as shown and described.


DESCRIPTION

FIG. 1 is a front perspective view of an audio compression icon for a portion of a computer screen showing our new design; and,

FIG. 2 is a front perspective view of a second alternative embodiment of an audio compression icon for a portion of a computer screen showing our new design.

The broken line drawing of an undefined portion of a computer screen in both views is for illustrative purposes only and forms no part of the claimed design.

1 Claim, 1 Drawing Sheet






FIGURE - 1




FIGURE - 2