



US00D514561S

(12) **United States Design Patent** (10) **Patent No.:** **US D514,561 S**  
**Lim** (45) **Date of Patent:** **\*\* Feb. 7, 2006**

(54) **PORTABLE DATA STORAGE DEVICE**

(75) Inventor: **Young Jae Lim, Seoul (KR)**

(73) Assignee: **Samsung Corporation, Kyungki (KR)**

(\*\*) Term: **14 Years**

(21) Appl. No.: **29/213,778**

(22) Filed: **Sep. 23, 2004**

(30) **Foreign Application Priority Data**

Apr. 9, 2004 (KR) ..... 30-2004-0010165

(51) **LOC (8) Cl.** ..... **14-02**

(52) **U.S. Cl.** ..... **D14/356**

(58) **Field of Classification Search** ..... D14/356,  
D14/242, 436, 433; 360/97.01; 361/685,  
361/686, 752, 737; 439/135, 144, 139-141,  
439/147, 136, 638, 518; 365/51, 63, 131;  
710/52, 300; 711/103, 115; 707/1

See application file for complete search history.

(56) **References Cited**

**U.S. PATENT DOCUMENTS**

- D404,377 S \* 1/1999 Wilson et al. .... D14/365
- 6,435,409 B1 \* 8/2002 Hu ..... 235/441
- D462,689 S \* 9/2002 Moran ..... D14/433
- D463,426 S \* 9/2002 Cheng ..... D14/356
- 6,522,534 B1 \* 2/2003 Wu ..... 361/686

- D475,996 S \* 6/2003 Skulley ..... D14/240
- 2003/0097351 A1 \* 5/2003 Rothschild et al. .... 707/1
- 2003/0099090 A1 \* 5/2003 Su ..... 361/685
- 2003/0103369 A1 \* 6/2003 Wu ..... 365/131
- 2003/0167376 A1 \* 9/2003 Koh ..... 711/115

\* cited by examiner

*Primary Examiner*—Alan P. Douglas

*Assistant Examiner*—Susan Moon Lee

(74) *Attorney, Agent, or Firm*—Nixon & Vanderhye, PC

(57) **CLAIM**

I claim the ornamental design for a portable data storage device, as shown and described.

**DESCRIPTION**

The present design is applied to a portable data storage device which can be connected to a USB (universal serial bus) port of any computer for input and output of data while a user carries the device.

FIG. 1 is a perspective view of a portable data storage device showing my new design.

FIG. 2 is a front elevational view thereof;

FIG. 3 is a rear elevational view thereof;

FIG. 4 is a left side elevational view thereof;

FIG. 5 is a right side elevational view thereof;

FIG. 6 is a top plan view thereof; and,

FIG. 7 is a bottom plan view thereof.

A sectional view is omitted.

**1 Claim, 4 Drawing Sheets**

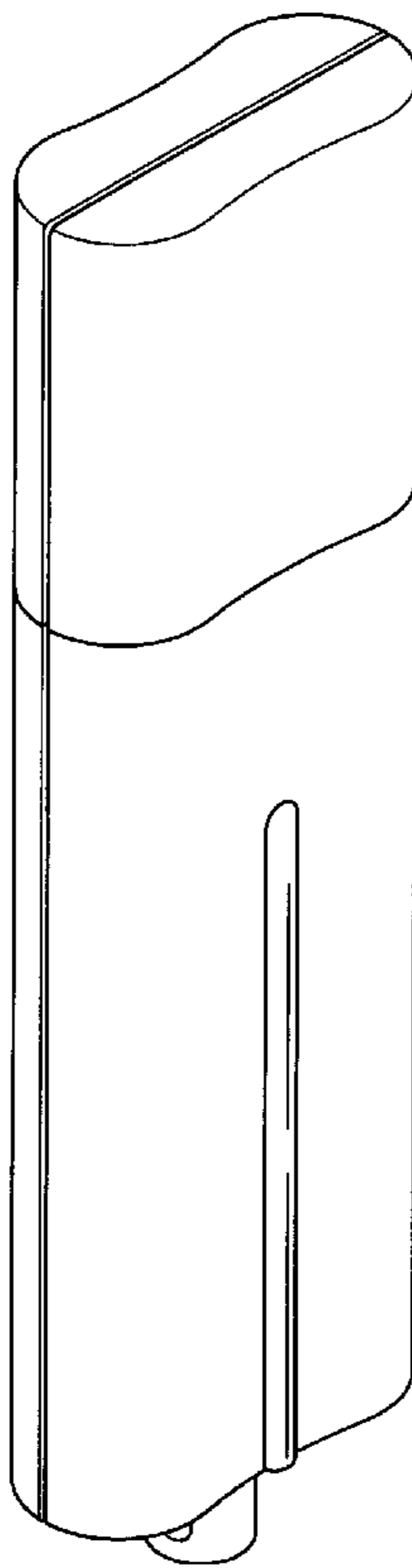


FIG. 1

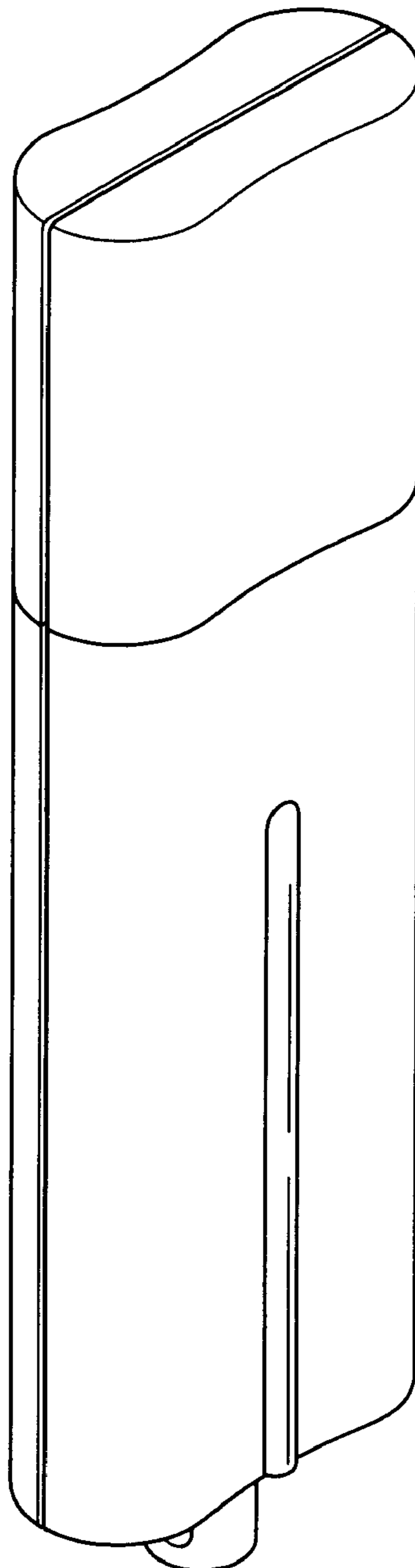


FIG. 2

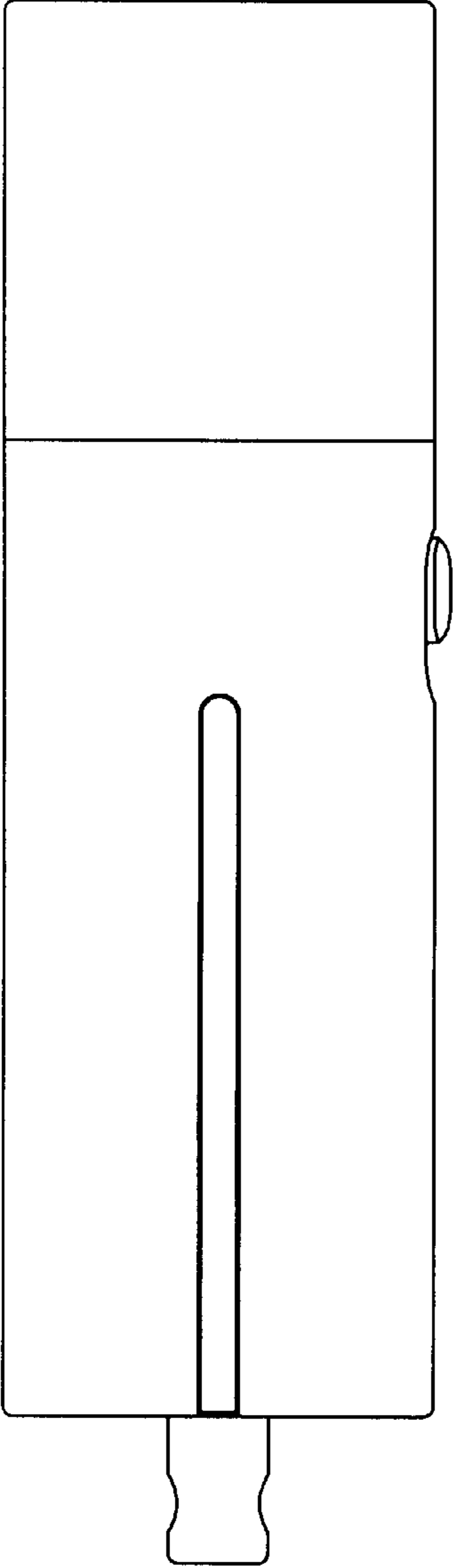


FIG. 3




FIG. 4




FIG. 5

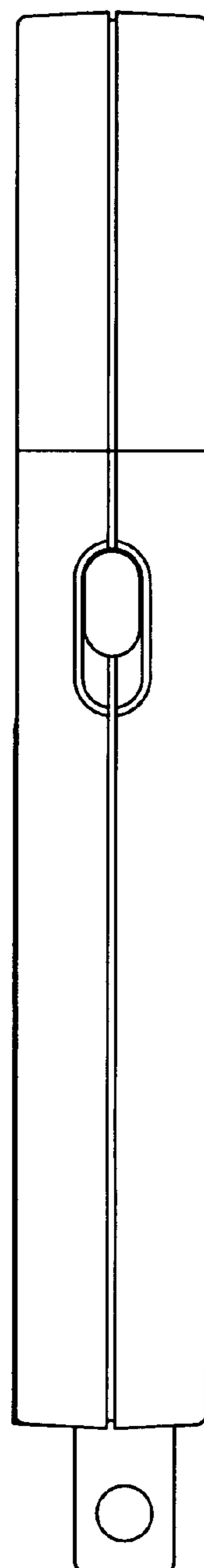


FIG. 6

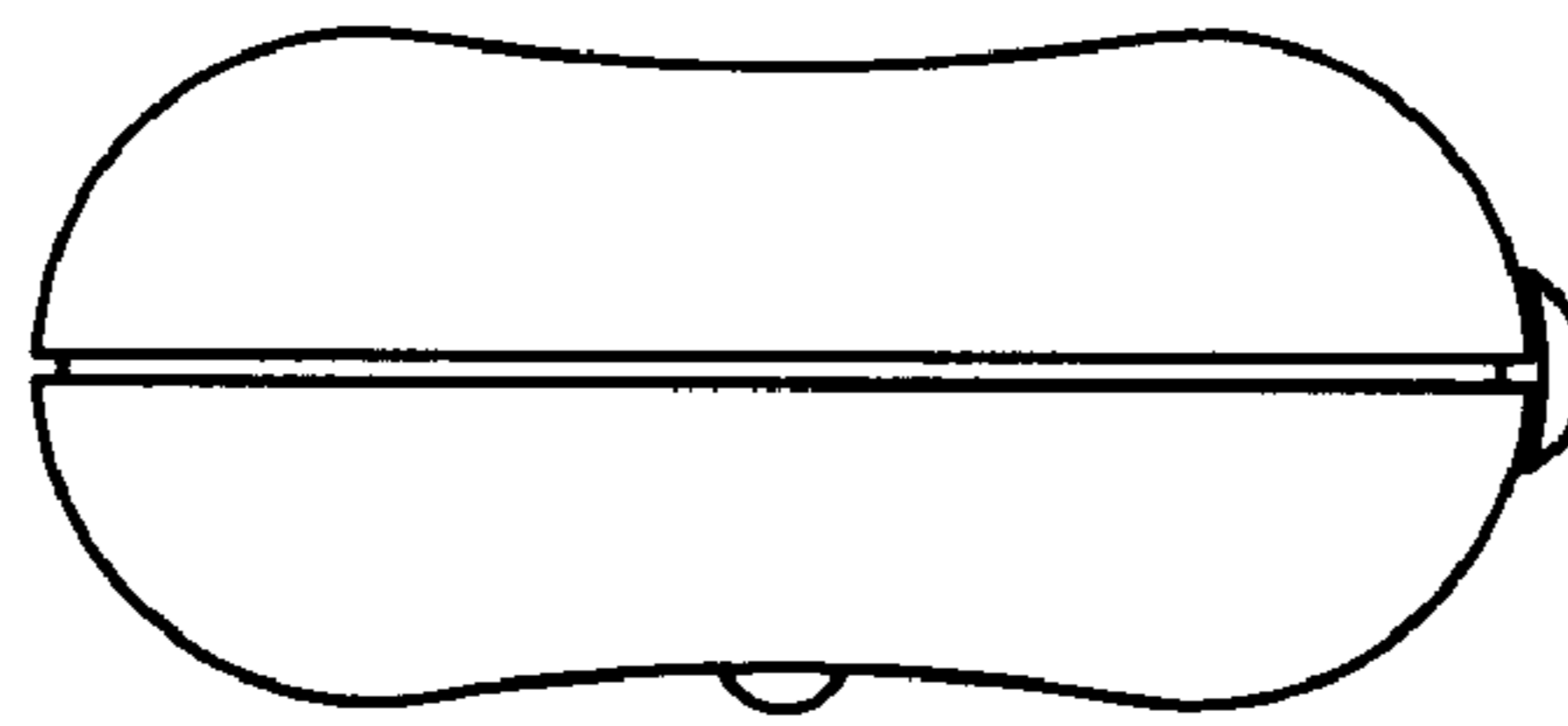


FIG. 7

