



US00D514555S

(12) **United States Design Patent** (10) **Patent No.:** **US D514,555 S**
Daw (45) **Date of Patent:** **** Feb. 7, 2006**

(54) **KEYPAD**
(75) **Inventor:** **Sean P. Daw**, Chicago, IL (US)
(73) **Assignee:** **Motorola, Inc.**, Schaumburg, IL (US)
(**) **Term:** **14 Years**
(21) **Appl. No.:** **29/200,032**
(22) **Filed:** **Feb. 23, 2004**

D498,473 S * 11/2004 Sheu D14/247
D500,757 S * 1/2005 Mehandjiysky D14/247
D504,888 S * 5/2005 Majanen D14/247
2002/0006815 A1 * 1/2002 Finke-Anlauff 455/575
2003/0063070 A1 * 4/2003 Kang 345/168
2003/0064751 A1 * 4/2003 Charlier et al. 455/557
2003/0073456 A1 * 4/2003 Griffin et al. 455/550
2003/0083021 A1 * 5/2003 Hsu et al. 455/90
2003/0119543 A1 * 6/2003 Kfoury et al. 455/550
2004/0142721 A1 * 7/2004 Kim 455/550.1

FOREIGN PATENT DOCUMENTS

WO DM/059367 * 3/2002
WO DM/060792 * 6/2002
WO DM/065073 * 2/2004

* cited by examiner

Primary Examiner—Jeffrey Asch
(74) *Attorney, Agent, or Firm*—Lawrence J. Chapa

(51) **LOC (8) Cl.** **14-03**
(52) **U.S. Cl.** **D14/247; D14/455**
(58) **Field of Classification Search** D14/137,
D14/138, 147–148, 247–248, 144, 257, 258,
D14/218, 341–347, 400, 401; 379/433.01,
379/433.13, 434; 455/550.1–90.3, 575.3,
455/566, 575.1, 575.4, 575.6, 556.1, 556.2;
D21/517, 329, 331, 333; 345/169, 168; D13/168
See application file for complete search history.

(57) **CLAIM**

The ornamental design for a keypad, as shown and described.

(56) **References Cited**

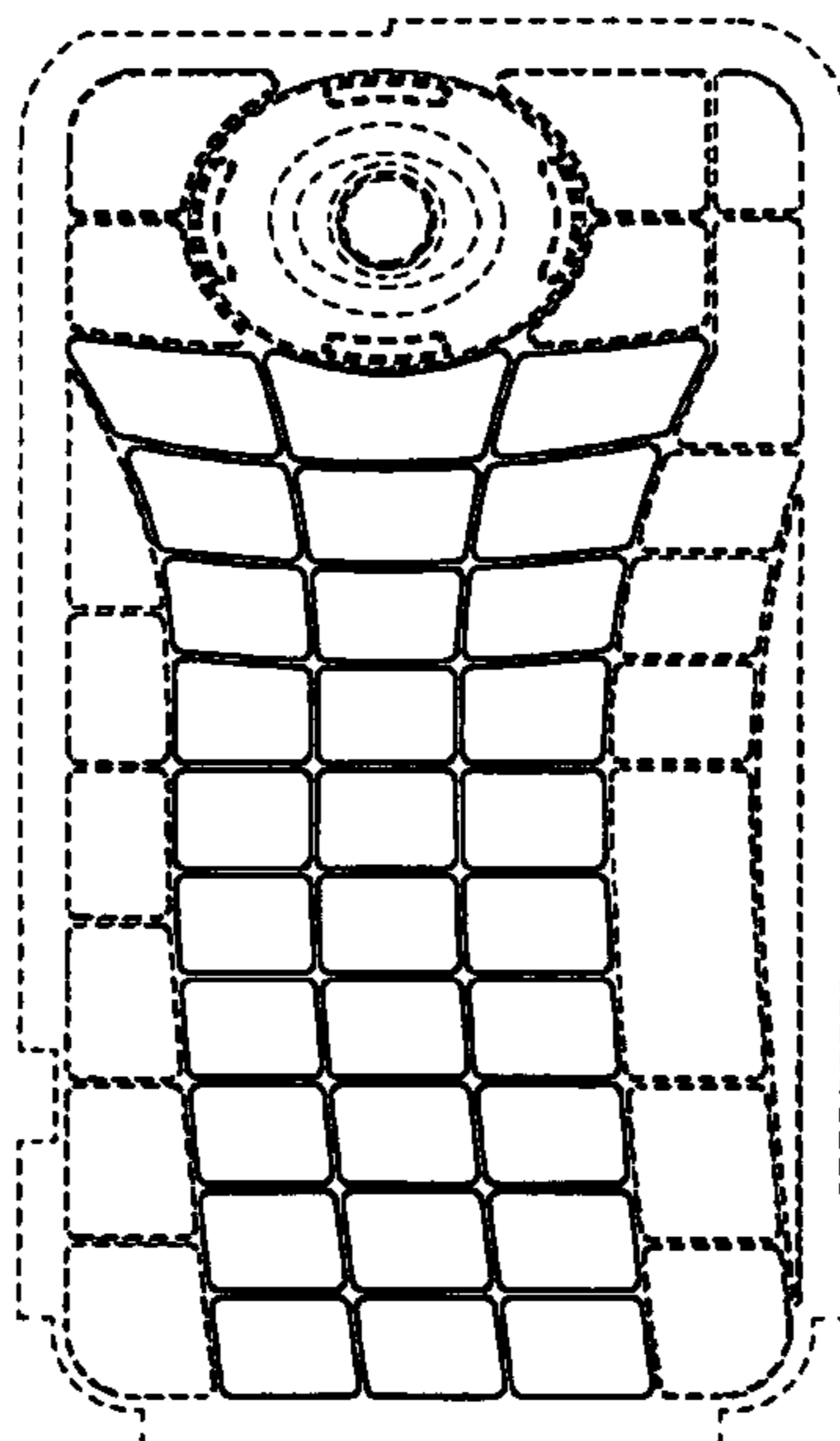
U.S. PATENT DOCUMENTS

5,898,932 A * 4/1999 Zurlo et al. 455/573
D446,512 S * 8/2001 Lee D14/248
6,344,967 B2 * 2/2002 Zamora et al. 361/680
D454,347 S * 3/2002 Chung et al. D14/320
D459,332 S * 6/2002 Peiker D14/147
6,480,377 B2 * 11/2002 Genest et al. 361/686
D470,843 S * 2/2003 Horiki D14/346
D476,320 S * 6/2003 Arbisi et al. D14/247
D476,985 S * 7/2003 Griffin D14/247
D477,596 S * 7/2003 Hayes D14/343
6,625,011 B2 * 9/2003 Hyun 361/680
D484,873 S * 1/2004 Salmi D14/247
D488,465 S * 4/2004 Gartrell et al. D14/247
D495,687 S * 9/2004 Arbisi D14/247
D496,654 S * 9/2004 Burroughs D14/247
D496,655 S * 9/2004 Harries et al. D14/247

DESCRIPTION

FIG. 1 is a perspective view of an ornamental design of a keypad.
FIG. 2 is a front view.
FIG. 3 is a back view.
FIG. 4 is a left side view.
FIG. 5 is a right side view.
FIG. 6 is a top view; and,
FIG. 7 is a bottom view.
The broken lines shown in FIGS. 1–7 are included for the purposes of illustrating environmental elements only and form no part of the claimed design.

1 Claim, 4 Drawing Sheets






FIG. 1

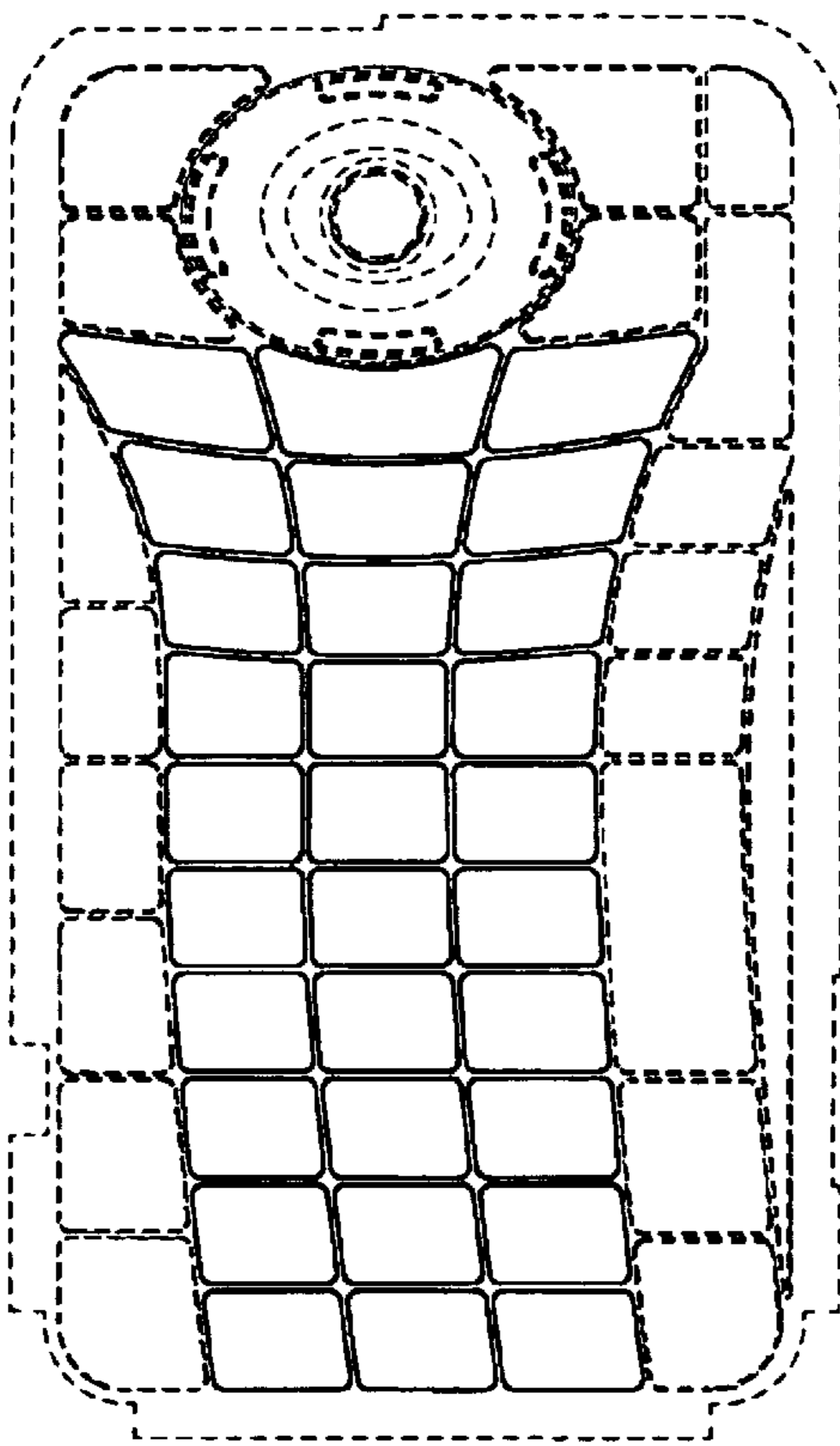


FIG. 2

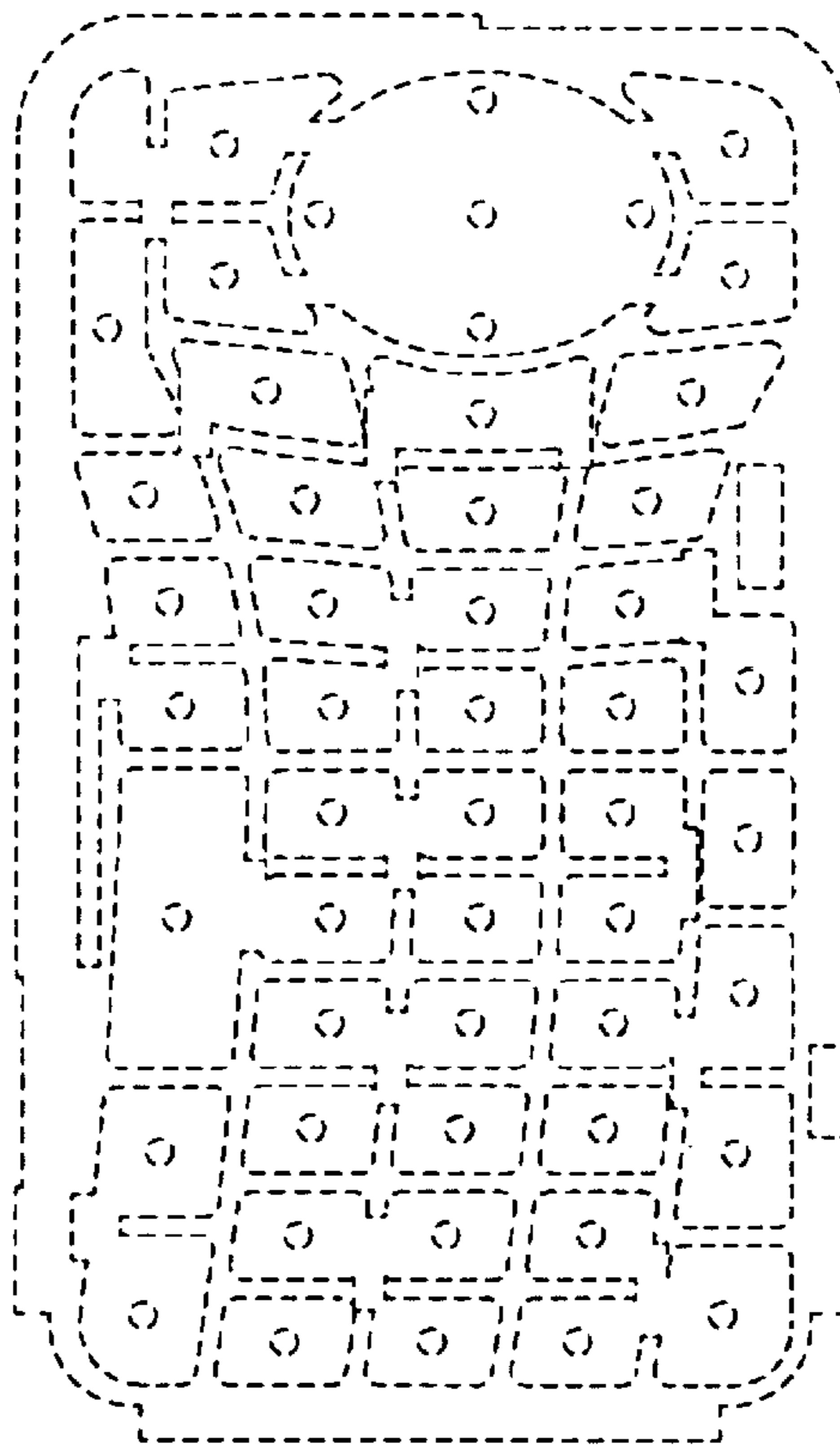


FIG. 3



FIG. 4



FIG. 5



FIG. 6



FIG. 7