



US00D514553S

(12) **United States Design Patent**
Yang

(10) **Patent No.:** **US D514,553 S**

(45) **Date of Patent:** **** Feb. 7, 2006**

(54) **BASE FOR MICROPHONE**

(75) **Inventor:** **Ming-Lung Yang, Hong Kong (CN)**

(73) **Assignee:** **Seikaku Technical Group Limited, Hong Kong (CN)**

(**) **Term:** **14 Years**

(21) **Appl. No.:** **29/226,295**

(22) **Filed:** **Mar. 29, 2005**

(51) **LOC (8) Cl. 14-01**

(52) **U.S. Cl. D14/229**

(58) **Field of Classification Search** D14/229, D14/149, 150, 159, 217, 225, 226, 240, 299, D14/400, 401; 248/158, 188.1; 219/242; D6/419; D10/116, 118; D17/99; 273/148 B, 273/238, 438; D21/332, 324; D19/62
See application file for complete search history.

(56) **References Cited**

U.S. PATENT DOCUMENTS

D327,480 S	*	6/1992	Soren	D14/229
D363,321 S	*	10/1995	Hsien	D14/401
D366,911 S	*	2/1996	Hsieh	D14/401
D382,266 S	*	8/1997	Wakefield	D14/150
D387,798 S	*	12/1997	Miura	D17/99

D397,120 S	*	8/1998	Liou	D14/229
D450,308 S	*	11/2001	Benders	D14/159
D494,152 S	*	8/2004	Sabick et al.	D14/149
D502,468 S	*	3/2005	Knight et al.	D14/400

* cited by examiner

Primary Examiner—Paula A. Greene

(74) *Attorney, Agent, or Firm*—Bacon & Thomas PLLC

(57) **CLAIM**

The ornamental design for base for microphone, as shown and described.

DESCRIPTION

FIG. 1 is a perspective view of a base for a microphone of the present design, wherein the broken line drawing of a microphone is for illustrative purposes only and forms no part of the claimed design.

FIG. 2 shows a right side elevational view of the present design.

FIG. 3 shows a top plan view of the present design.

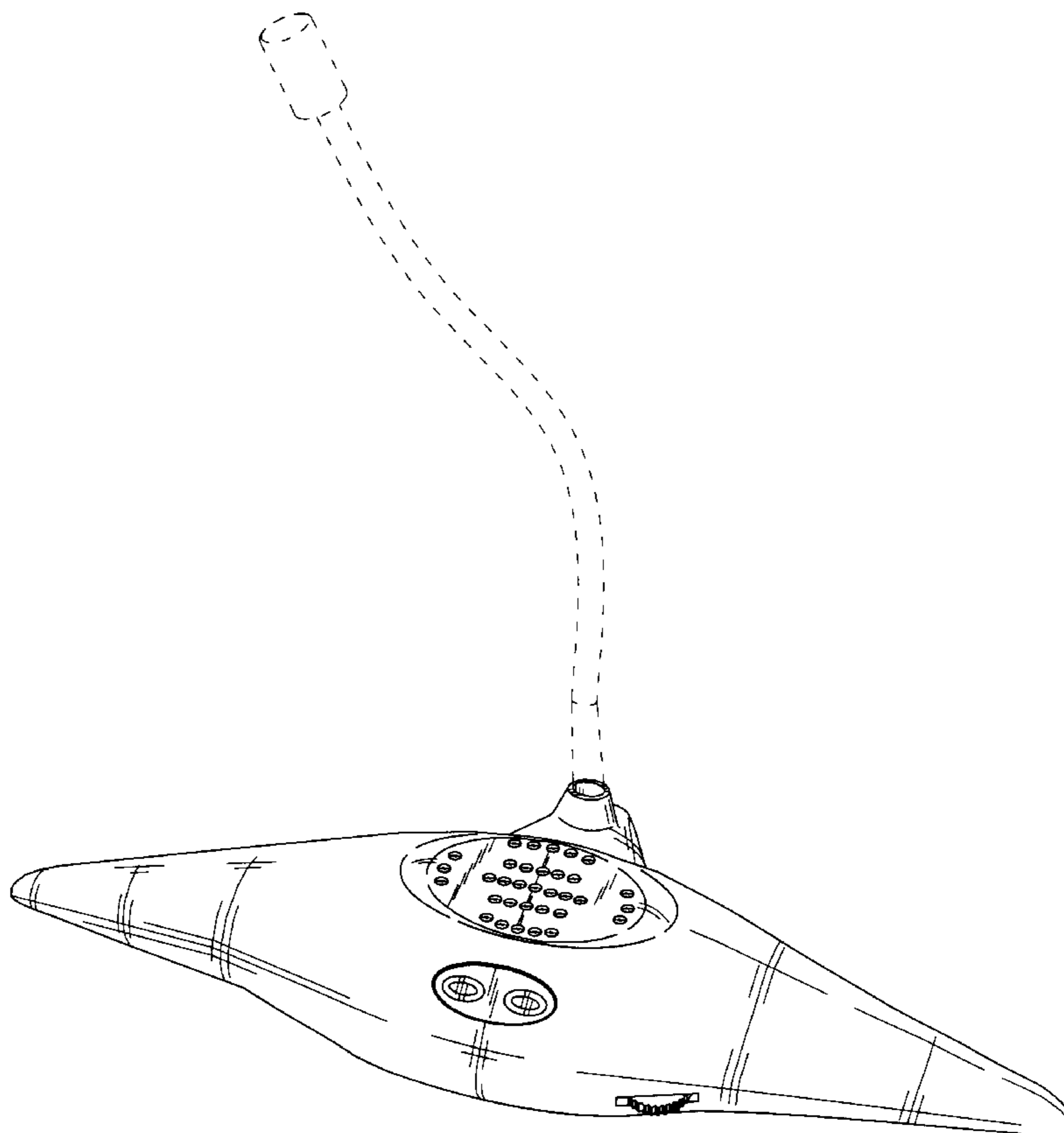
FIG. 4 shows a front elevational view of the present design.

FIG. 5 shows a bottom plan view of the present design.

FIG. 6 shows a left side elevational view of the present design; and,

FIG. 7 shows a rear elevational view of the present design.

1 Claim, 4 Drawing Sheets



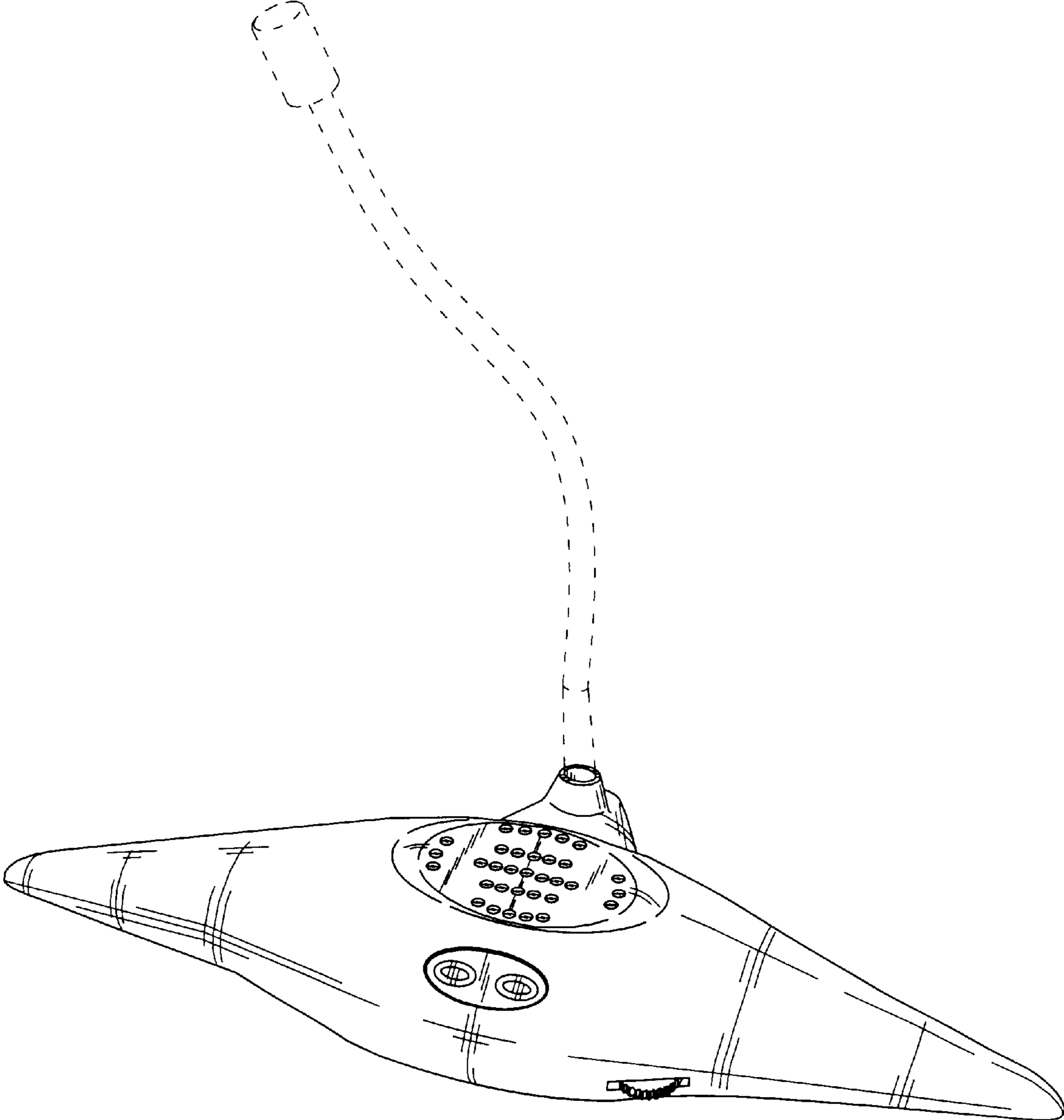


FIG. 1




FIG. 2

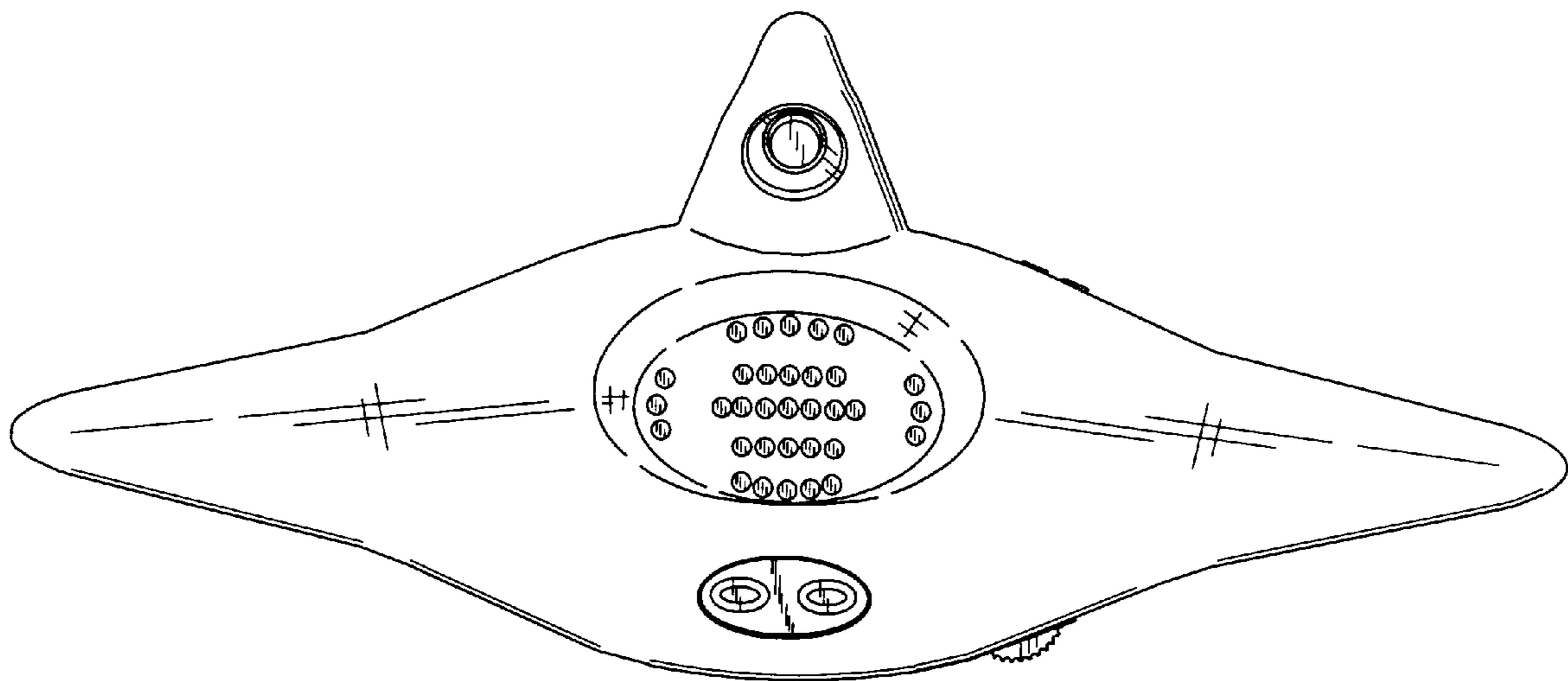


FIG. 3

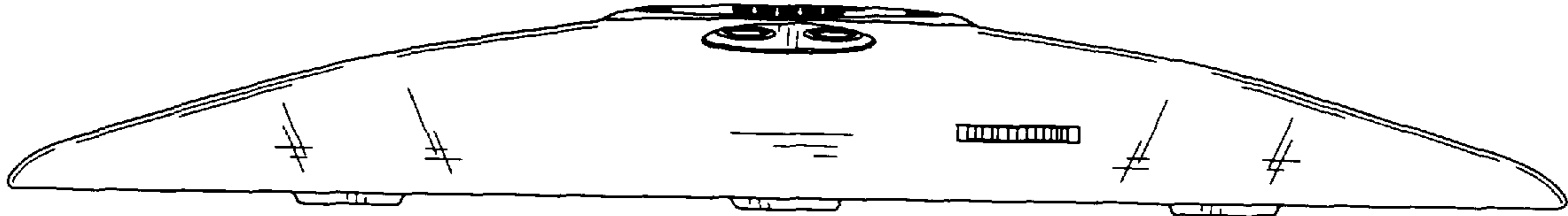


FIG. 4

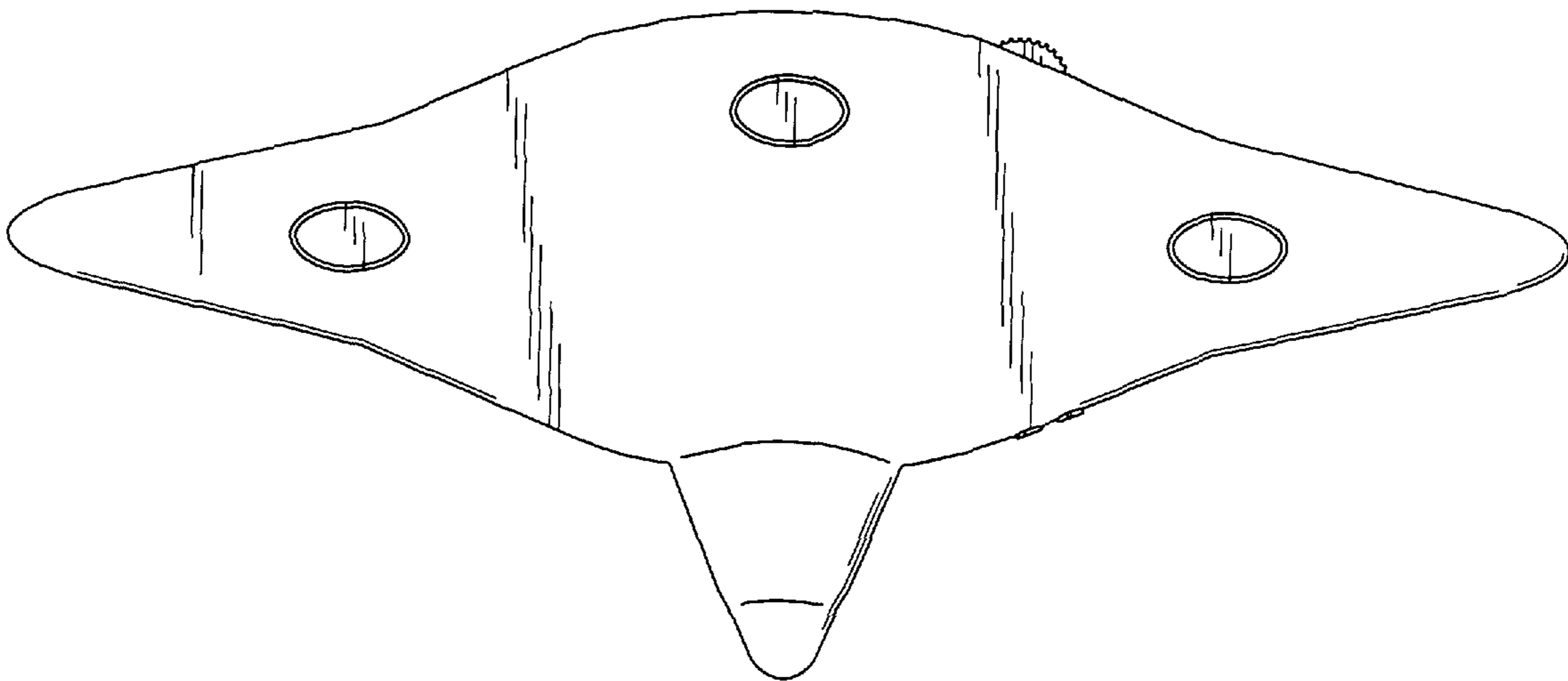


FIG. 5

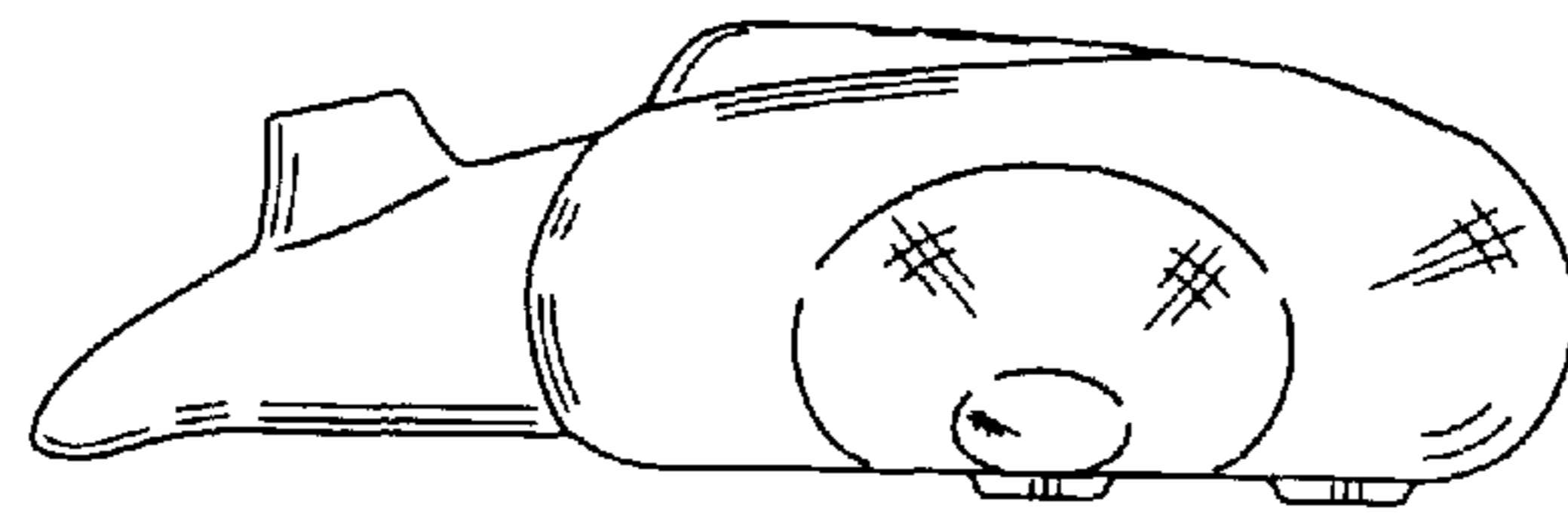


FIG. 6

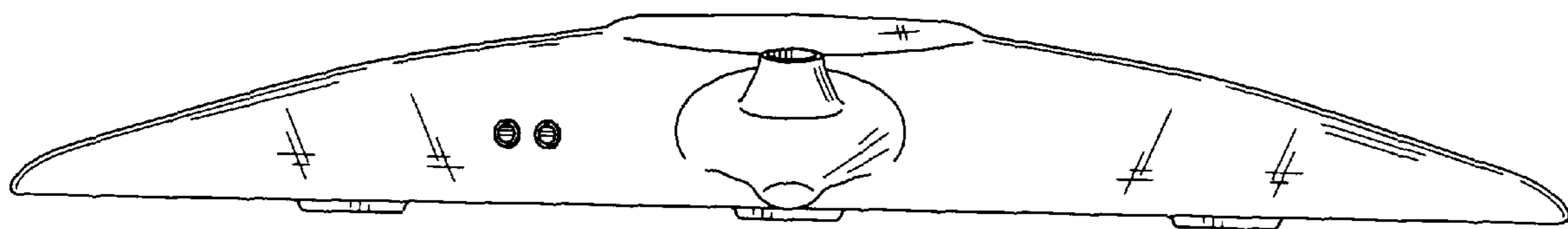


FIG. 7