



US00D514543S

(12) **United States Design Patent**
Himmel

(10) **Patent No.:** **US D514,543 S**

(45) **Date of Patent:** **** Feb. 7, 2006**

(54) **TELEPHONE BASE UNIT**

(75) **Inventor:** **Erwin Leo Himmel, Sitges (ES)**

(73) **Assignee:** **Matsushita Electric Industrial Co., Ltd., Osaka (JP)**

(**) **Term:** **14 Years**

(21) **Appl. No.:** **29/199,987**

(22) **Filed:** **Feb. 23, 2004**

(30) **Foreign Application Priority Data**

Nov. 14, 2003 (JP) 2003-034066

(51) **LOC (8) Cl.** **14-03**

(52) **U.S. Cl.** **D14/149**

(58) **Field of Classification Search** D14/149-151,
D14/147-148, 251-253, 144, 143, 130, 329,
D14/330, 434, 140, 142, 141.1-141.3; 379/419,
379/428.01-428.04, 440; D13/107, 108;
D21/517

See application file for complete search history.

(56) **References Cited**

U.S. PATENT DOCUMENTS

- D302,689 S 8/1989 Murakami et al.
- D305,121 S * 12/1989 Pfeifer et al. D14/159
- D311,184 S * 10/1990 Appleby D14/141.1
- D319,439 S * 8/1991 Danielson et al. D14/141.1
- D320,983 S * 10/1991 Grinyer D14/138
- D322,436 S * 12/1991 Myoga D14/138
- D329,221 S * 9/1992 Khoo D13/107
- D332,948 S * 2/1993 Barr D14/392
- D356,086 S * 3/1995 Townsend et al. D14/150
- D357,990 S * 5/1995 Cheng et al. D26/38
- 5,479,486 A * 12/1995 Saji 455/573

- D374,633 S * 10/1996 Freese et al. D10/104
- D376,799 S * 12/1996 Godee et al. D14/150
- D380,754 S * 7/1997 Constantine et al. D14/150
- D394,434 S * 5/1998 Harden et al. D14/149
- D429,231 S * 8/2000 Johnsson D14/159
- 6,154,666 A * 11/2000 Patterson et al. 455/575.1
- 6,195,572 B1 * 2/2001 Patterson et al. 455/570
- D457,868 S * 5/2002 Shintani D14/149
- D457,869 S * 5/2002 Narita D14/150
- D460,431 S * 7/2002 Narita D14/149
- D469,074 S * 1/2003 Muenscher et al. D14/149
- D503,395 S * 3/2005 Hirano D14/168

FOREIGN PATENT DOCUMENTS

- WO DM/052221 * 8/1999
- WO DM/062185 * 12/2002

* cited by examiner

Primary Examiner—Jeffrey Asch

(74) *Attorney, Agent, or Firm*—Brinks Hofer Gilson & Lione


(57) **CLAIM**

I claim the ornamental design for a telephone base unit, as shown and described.

DESCRIPTION

FIG. 1 is a top perspective view of a telephone base unit of the present invention;
FIG. 2 is a front view thereof;
FIG. 3 is a top view thereof;
FIG. 4 is a rear view thereof;
FIG. 5 is a bottom view thereof;
FIG. 6 is a first side view thereof; and,
FIG. 7 is a second side view thereof.

1 Claim, 6 Drawing Sheets




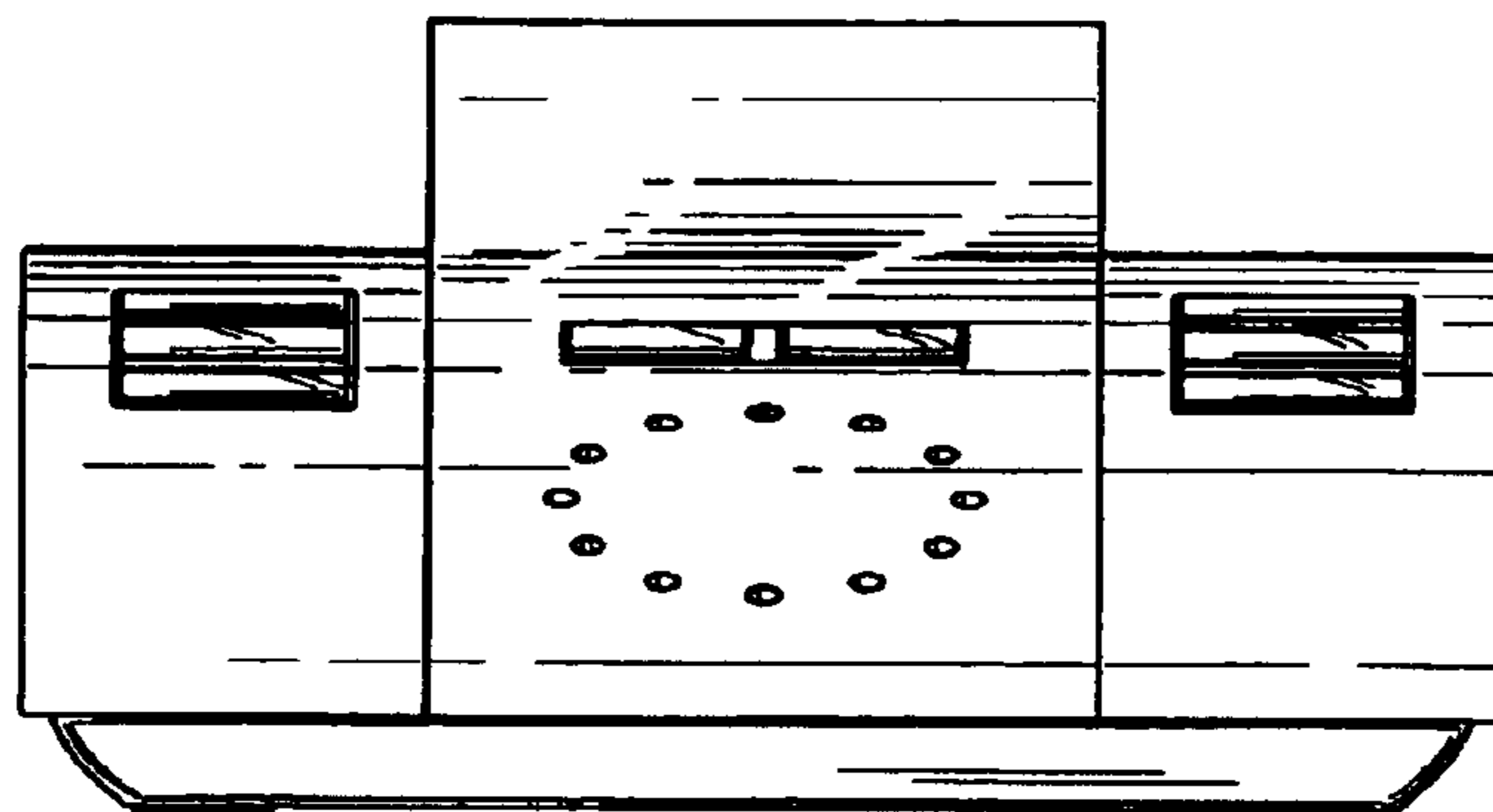


FIG. 1

FIG. 2



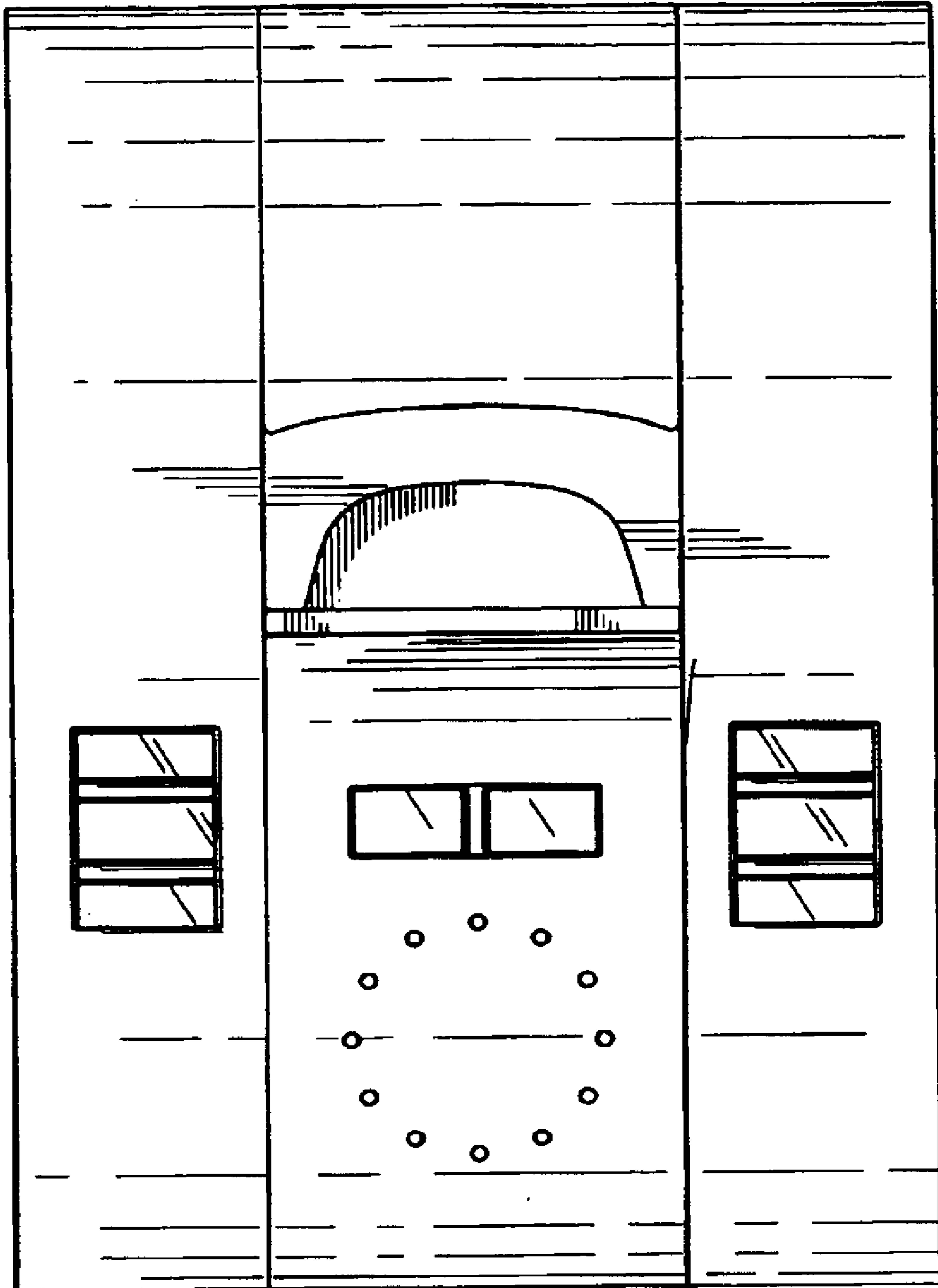
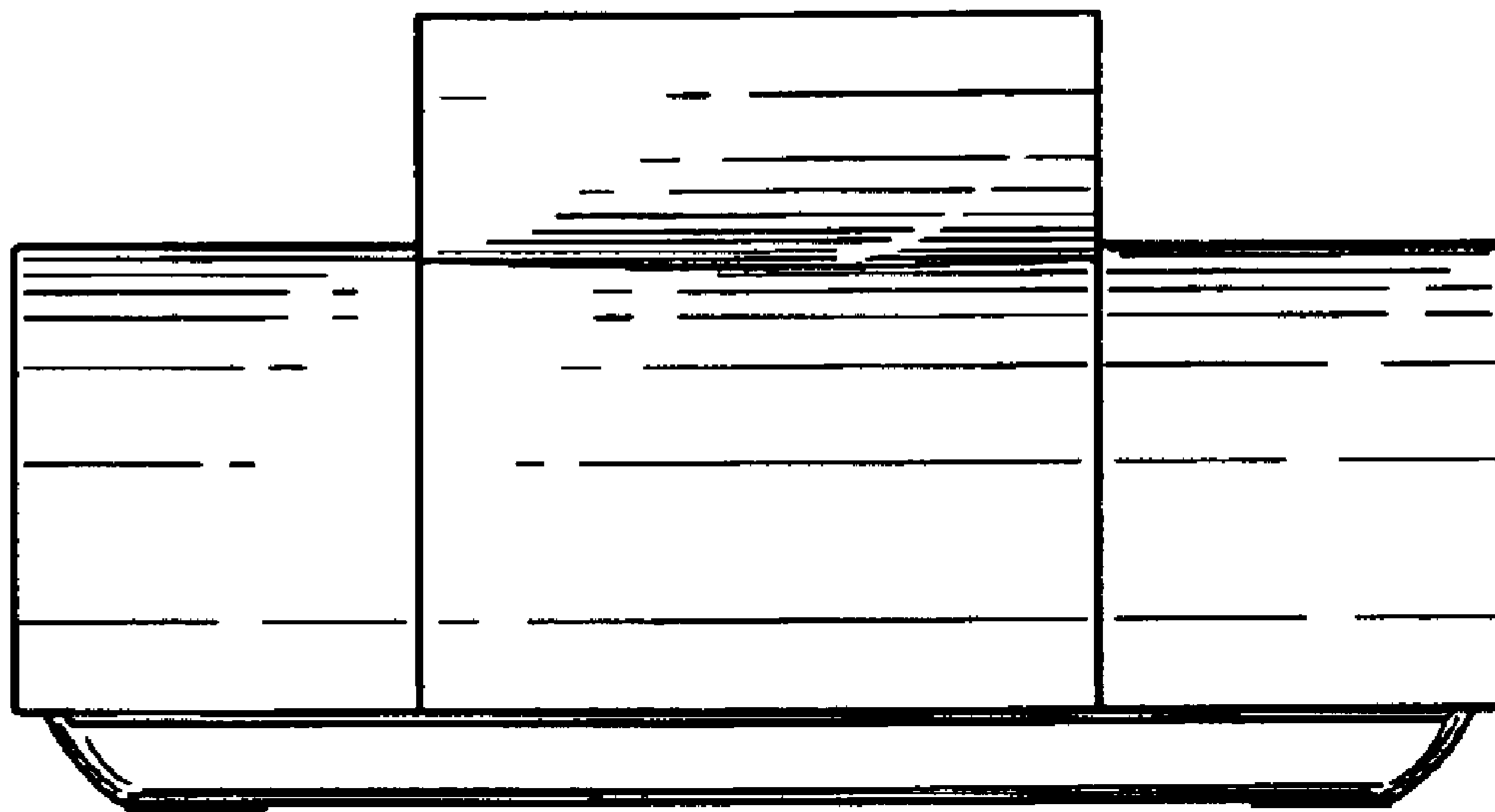


FIG. 3

FIG. 4



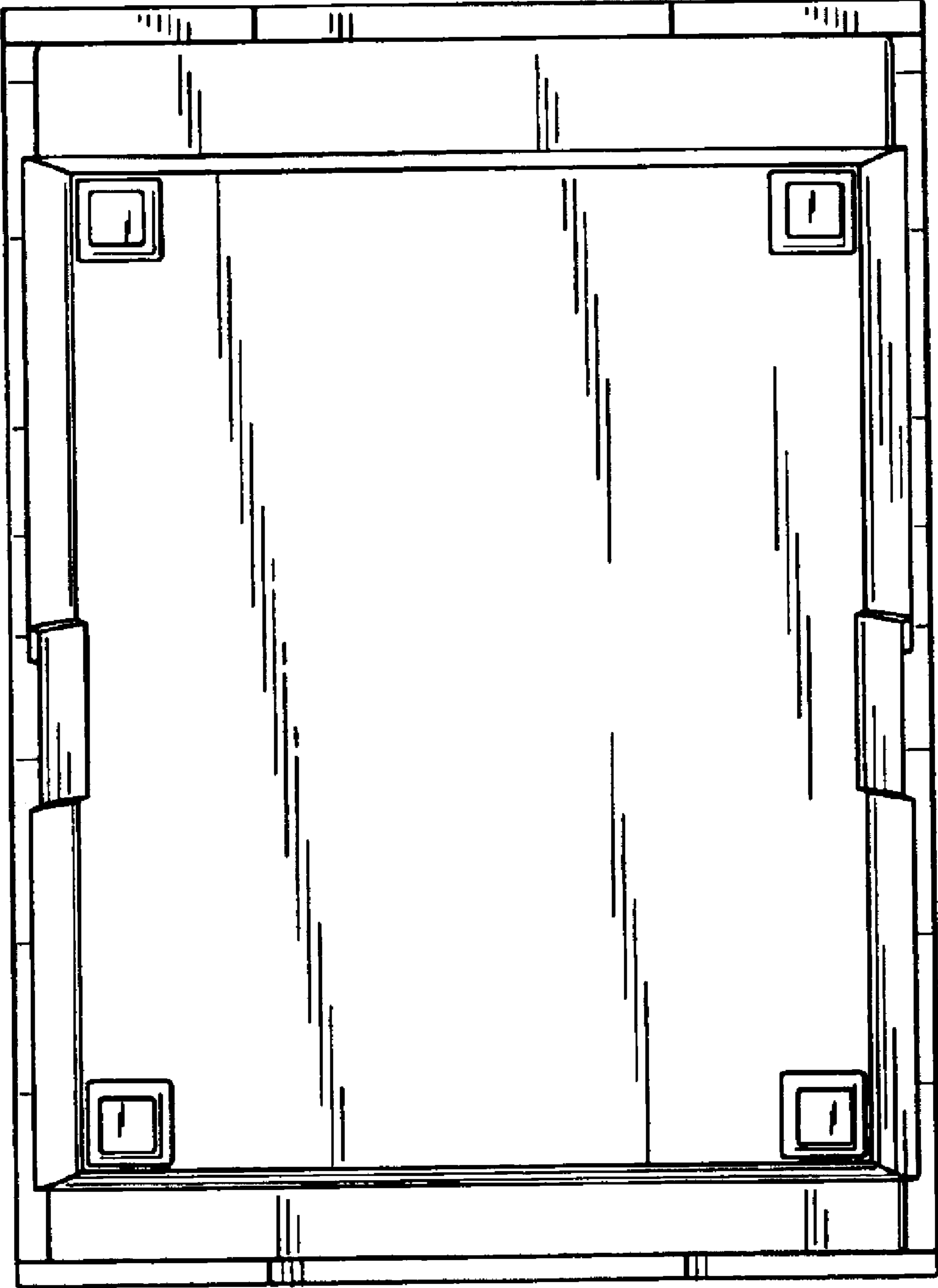
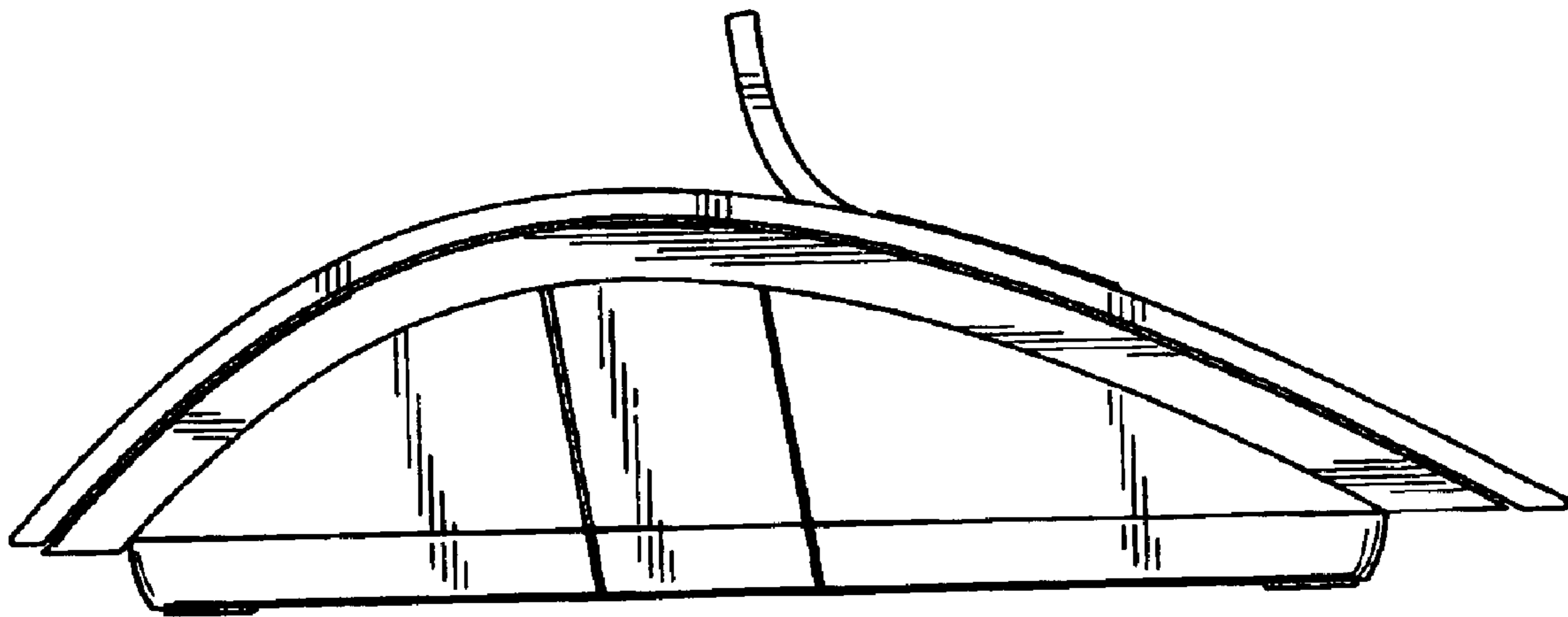


FIG. 5

FIG. 6



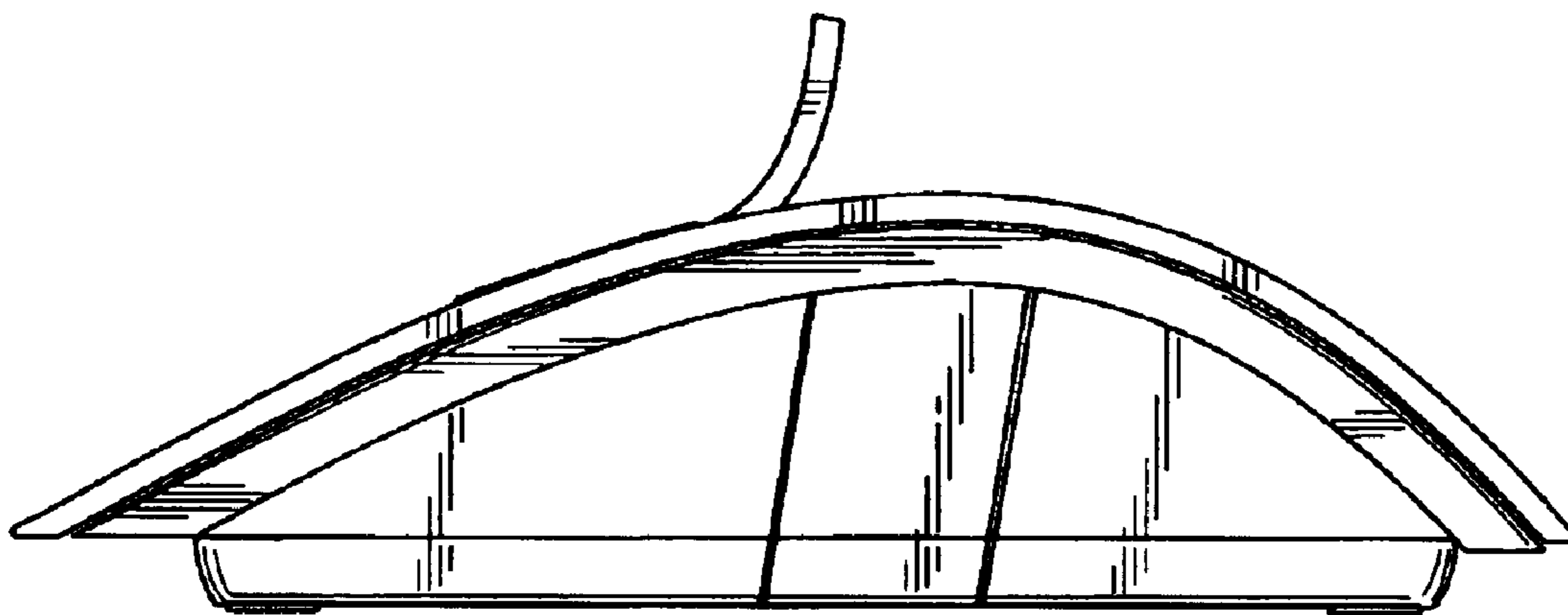


FIG. 7