

US00D514528S

(12) **United States Design Patent**
Beaton

(10) **Patent No.:** **US D514,528 S**
(45) **Date of Patent:** **** Feb. 7, 2006**

(54) **EMERGENCY SHUT-OFF SWITCH WITH HINGED COVER**

(76) **Inventor:** **Dean Christopher Beaton**, 7309 Laura Ct., San Diego, CA (US) 92120

(**) **Term:** **14 Years**

(21) **Appl. No.:** **29/212,818**

(22) **Filed:** **Sep. 7, 2004**

(51) **LOC (8) Cl.** **13-03**

(52) **U.S. Cl.** **D13/171**

(58) **Field of Classification Search** D13/158,
D13/171, 177; 174/50, 66; 200/43.01, 43.11,
200/43.18, 43.22, 332, 333, 520; 307/140;
361/104, 331, 332; 236/21 B
See application file for complete search history.

(56) **References Cited**

U.S. PATENT DOCUMENTS

3,081,390 A * 3/1963 Lasar 200/332
5,243,157 A * 9/1993 Hoffman 200/43.11
D354,045 S * 1/1995 Coronato et al. D13/158

5,510,587 A * 4/1996 Reiter 200/341
5,555,752 A * 9/1996 Fitzpatrick 70/159
5,723,833 A * 3/1998 Thrasher 200/50.12
D432,503 S * 10/2000 Taylor D13/177
6,643,108 B2 * 11/2003 Cline et al. 361/42

* cited by examiner

Primary Examiner—Stella Reid

Assistant Examiner—Selina Sikder

(74) *Attorney, Agent, or Firm*—Jerry Richard Potts


(57) **CLAIM**

The ornamental design for an emergency shut-off switch with hinged cover, as shown.

DESCRIPTION

FIG. 1 is a perspective view showing the new design; FIG. 2 is a front elevational view thereof; FIG. 3 is a right side elevational view thereof; FIG. 4 is a left side elevational view thereof; FIG. 5 is a top plan view thereof; and, FIG. 6 is a bottom plan view thereof.

1 Claim, 6 Drawing Sheets






FIG. 1




FIG. 2

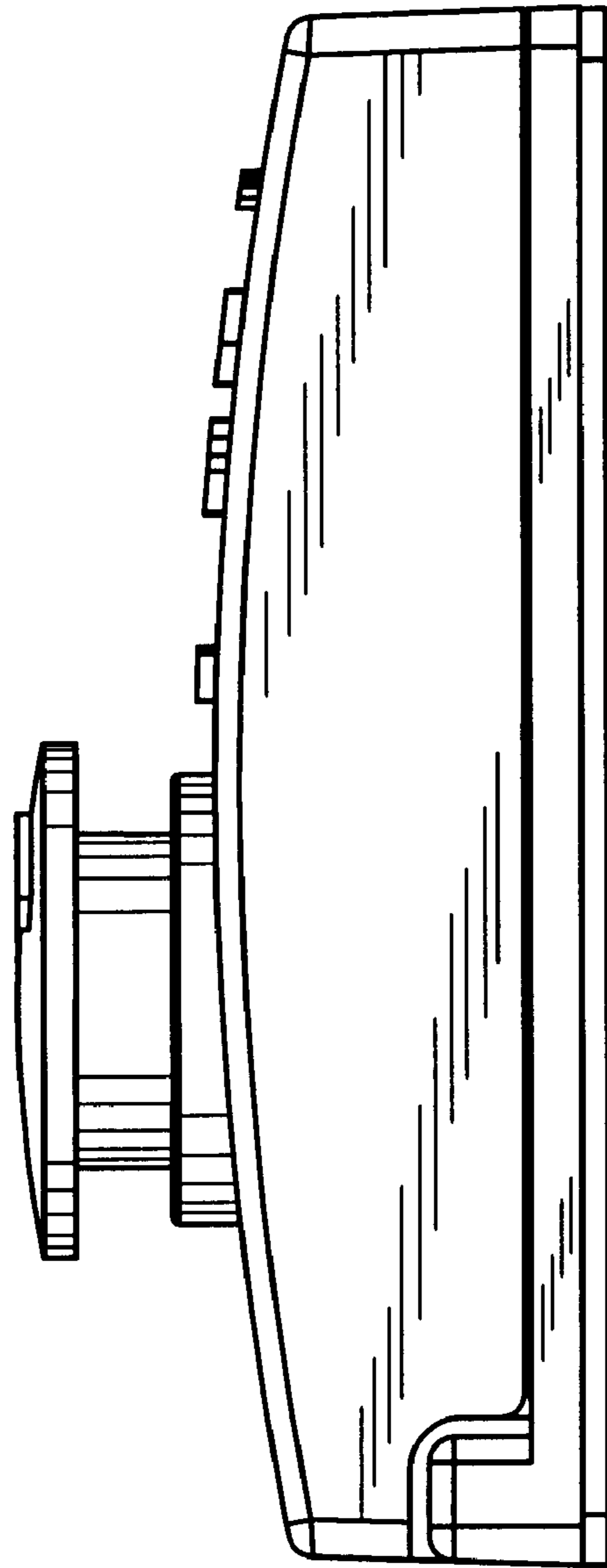


FIG. 3

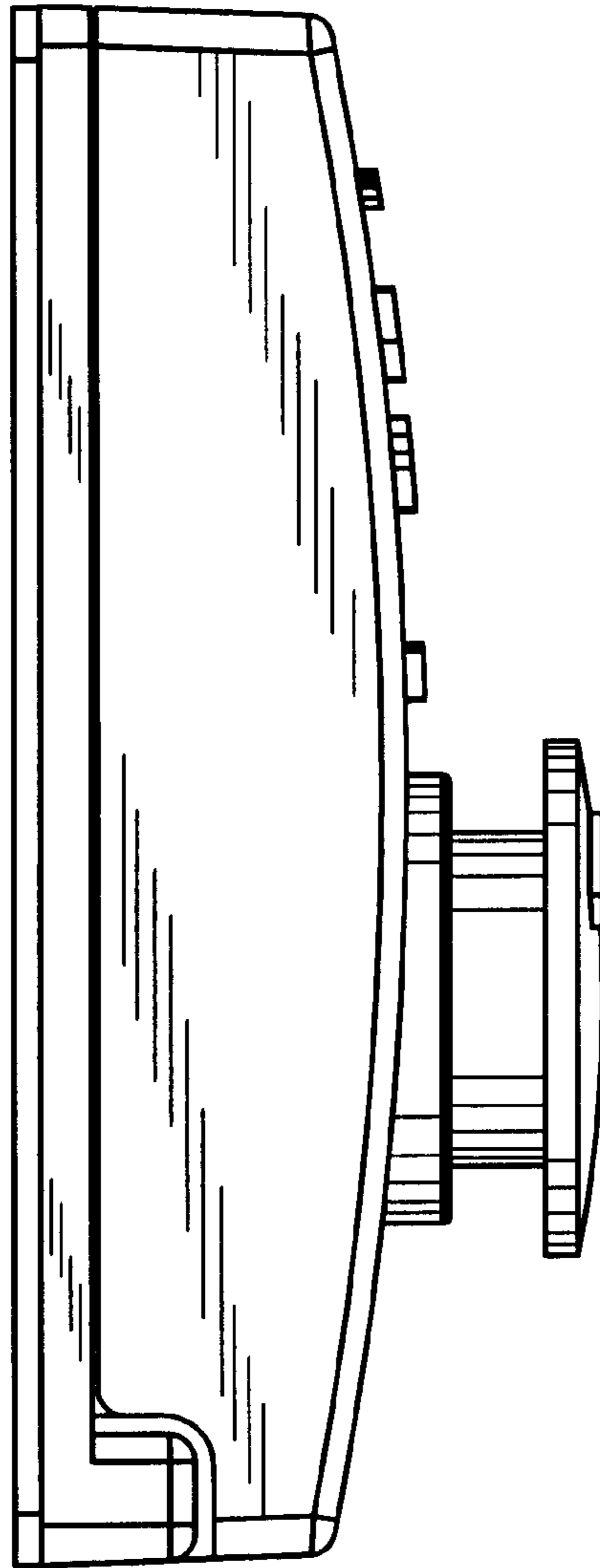


FIG. 4

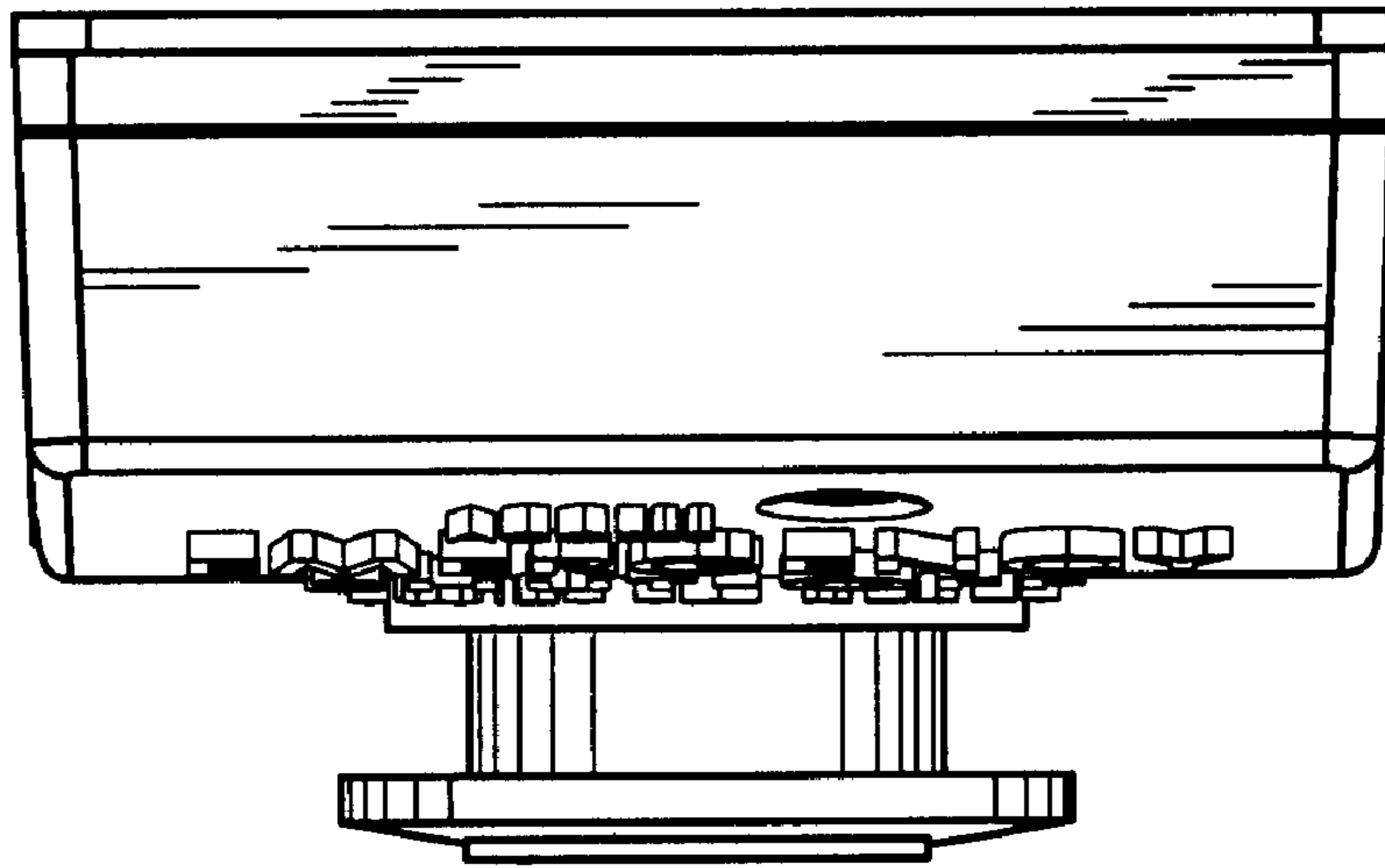


FIG. 5

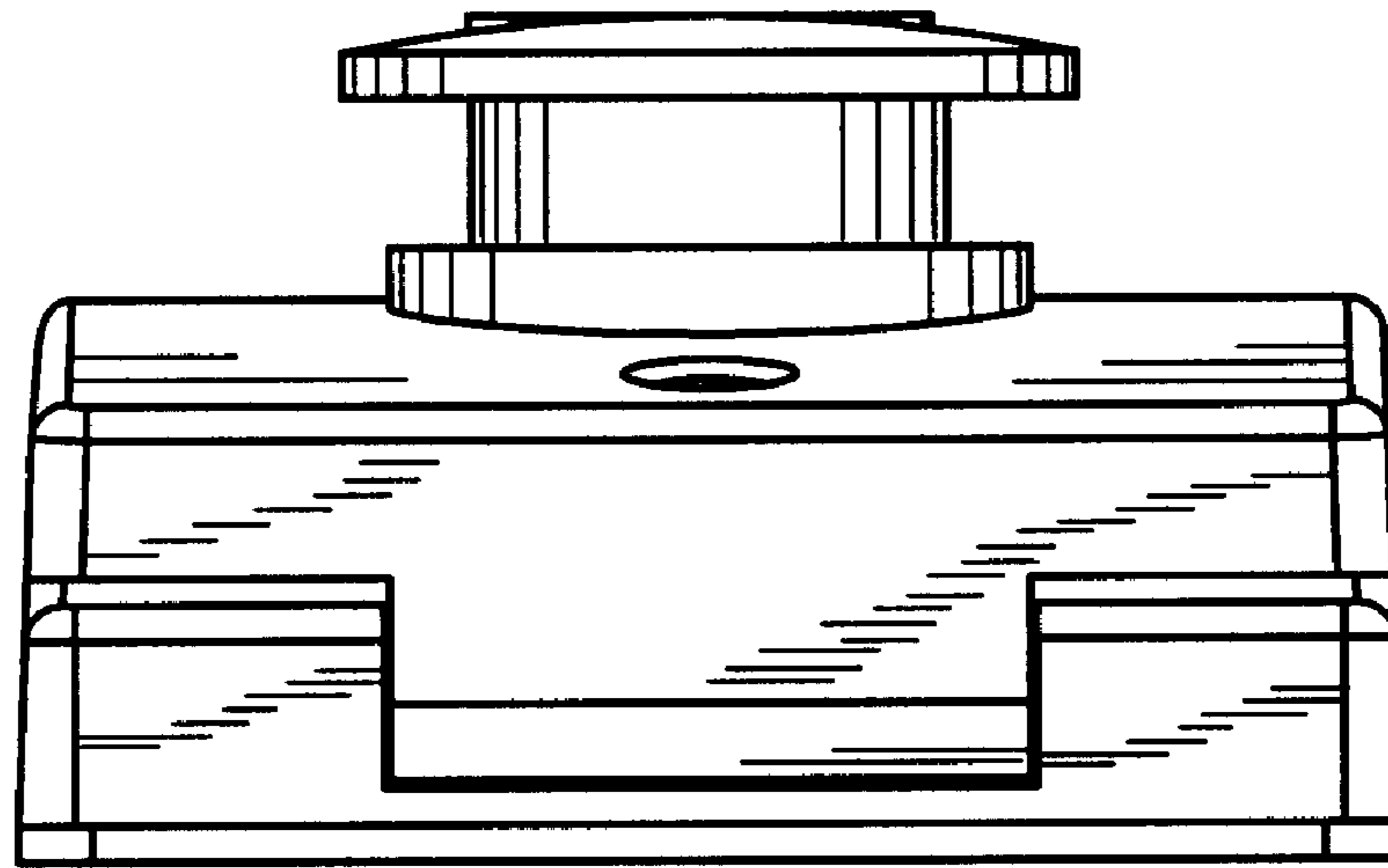


FIG. 6