



US00D514525S

(12) **United States Design Patent**
Stauffer

(10) **Patent No.:** **US D514,525 S**

(45) **Date of Patent:** **** Feb. 7, 2006**

(54) **CEILING FAN WALL CONTROLLER**

(75) **Inventor:** **Michael J. Stauffer**, Memphis, TN
(US)

(73) **Assignee:** **Hunter Fan Company**, Memphis, TN
(US)

(**) **Term:** **14 Years**

(21) **Appl. No.:** **29/200,463**

(22) **Filed:** **Feb. 28, 2004**

(51) **LOC (8) Cl.** **13-03**

(52) **U.S. Cl.** **D13/168**

(58) **Field of Classification Search** D13/168;
D10/78, 104, 106; D14/218, 247; 340/825.22,
340/825.24, 825.25, 825.31, 825.36, 825.69,
340/825.72; 348/734; 379/102.01, 102.03;
455/100, 128, 151.1–151.4, 352–355
See application file for complete search history.

(56) **References Cited**

U.S. PATENT DOCUMENTS

- 5,189,412 A * 2/1993 Mehta et al. 340/825.22
- D352,930 S * 11/1994 Tsuji D13/168
- 5,689,261 A * 11/1997 Mehta et al. 341/173

- D391,230 S * 2/1998 Thomas D13/168
- D415,735 S * 10/1999 Zuege D13/168
- D478,052 S * 8/2003 Thomas, Jr. D13/168
- 6,771,182 B1 * 8/2004 Loh et al. 340/825.72

* cited by examiner

Primary Examiner—Stella Reid

Assistant Examiner—Selina Sikder

(74) *Attorney, Agent, or Firm*—Baker Donelson

(57) **CLAIM**

The ornamental design for a ceiling fan wall controller, as shown and deccribed.

DESCRIPTION

FIG. 1 is a perspective view of a ceiling fan wall controller showing my new design.

FIG. 2 is a front view thereof.

FIG. 3 is a rear view thereof.

FIG. 4 is a left side view thereof.

FIG. 5 is a right side view thereof.

FIG. 6 is a top view thereof; and,

FIG. 7 is a bottom view thereof.

The broken lines in the views shows environmental features which are for illustrative purposes only and form no part of the claimed design.

1 Claim, 3 Drawing Sheets




Fig. 1

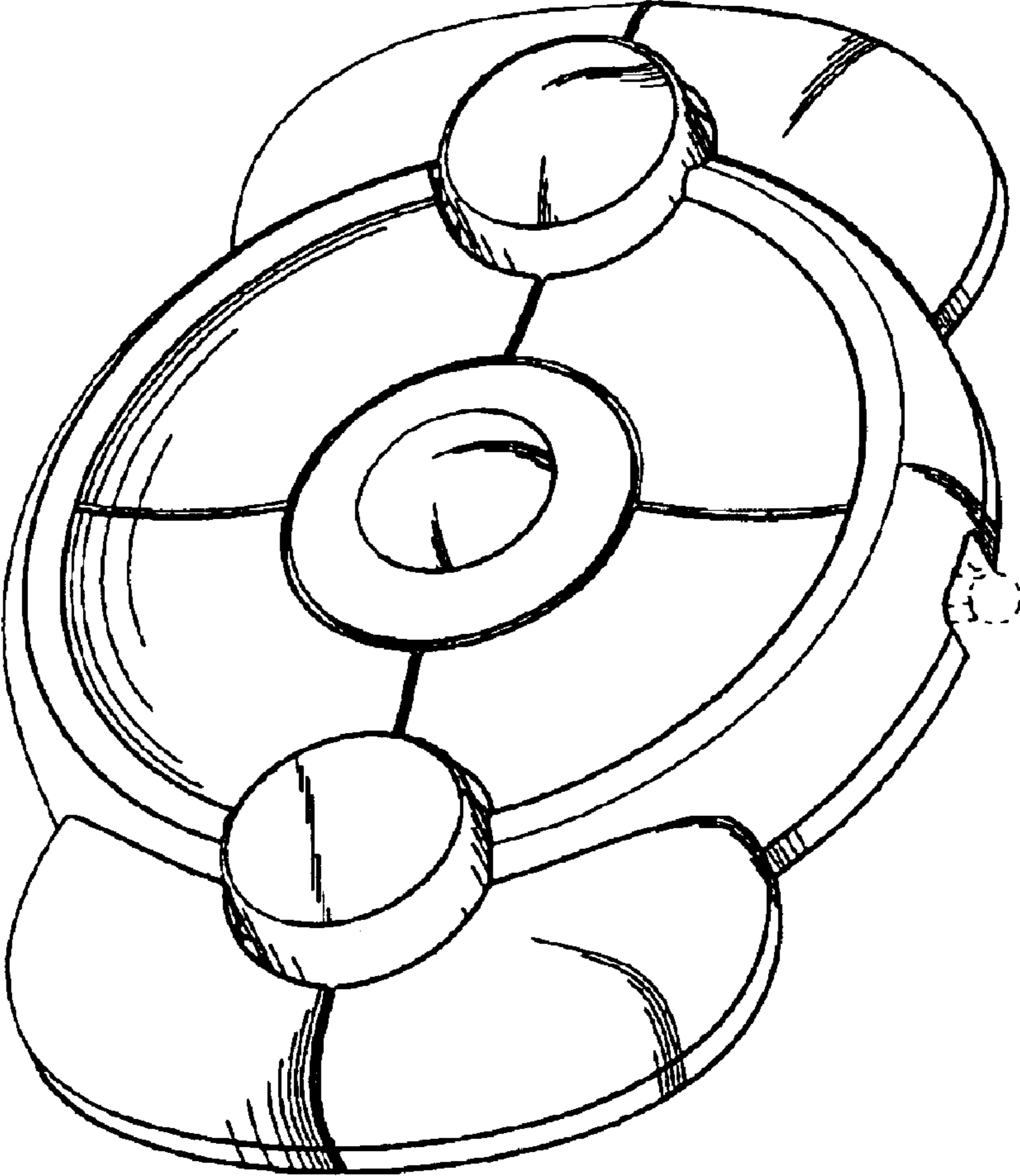


Fig. 2

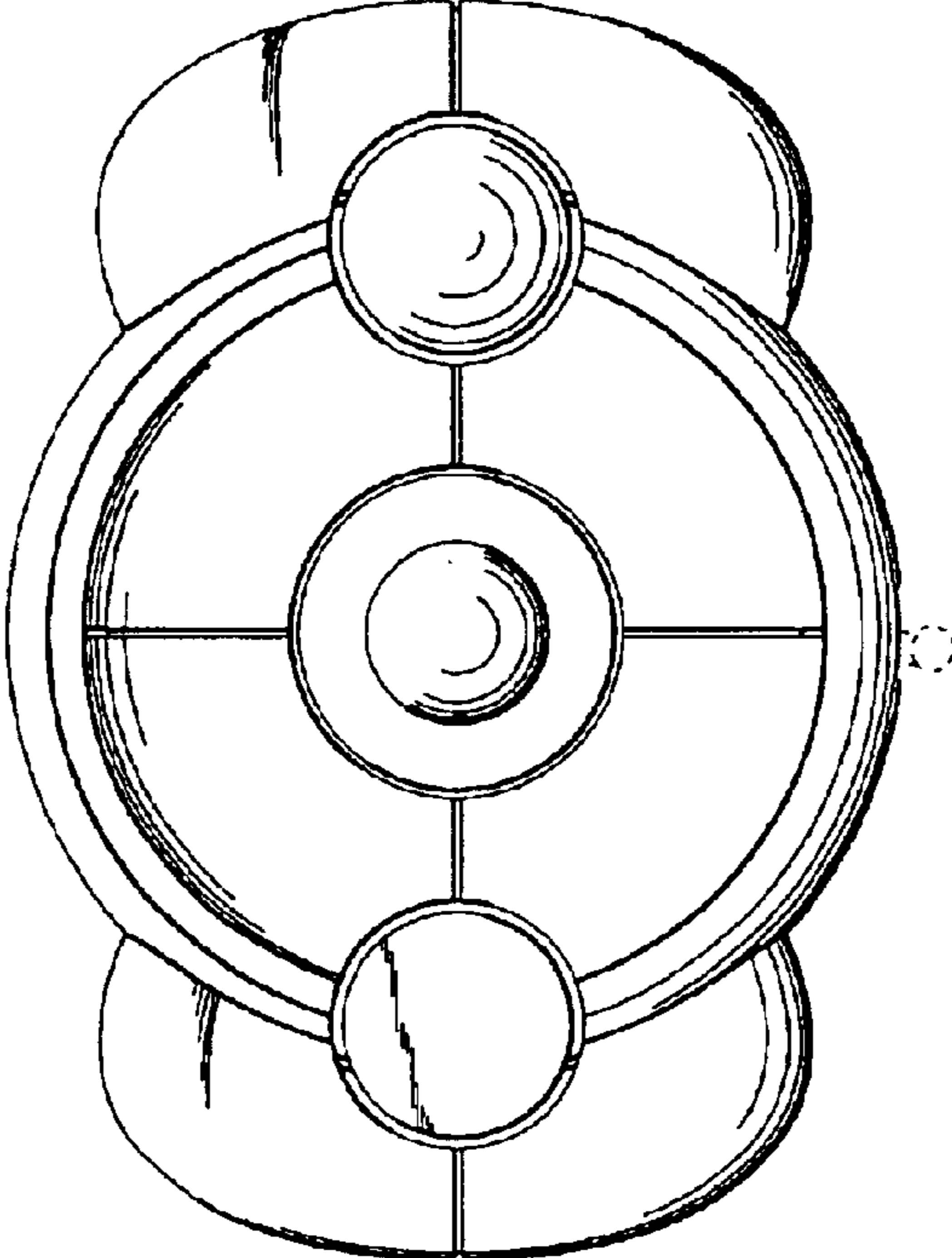


Fig. 3

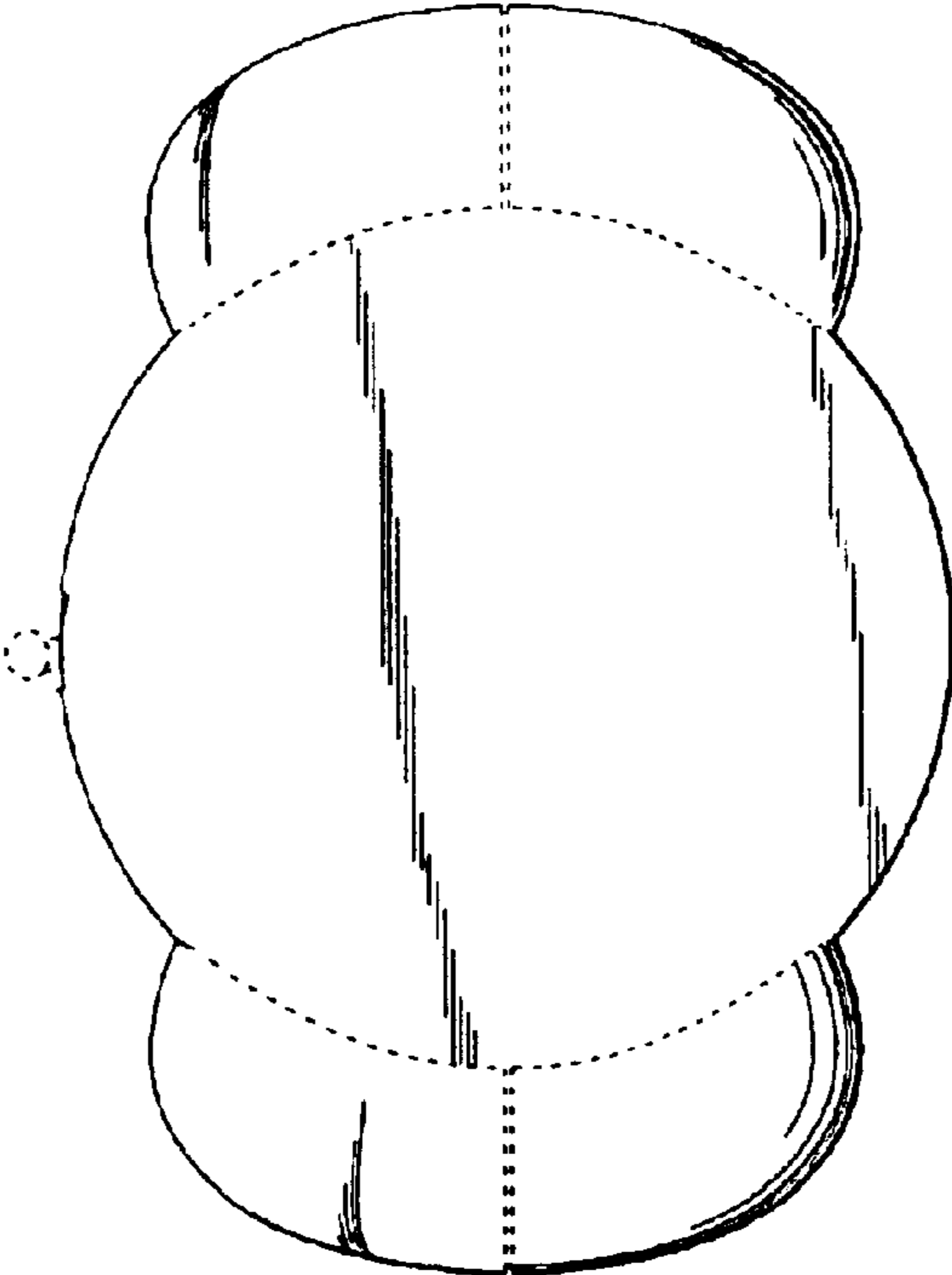


Fig. 4

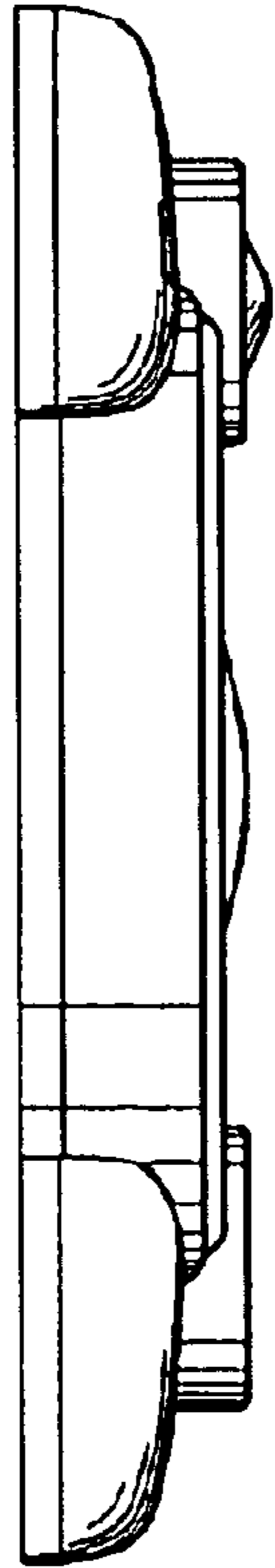


Fig. 5

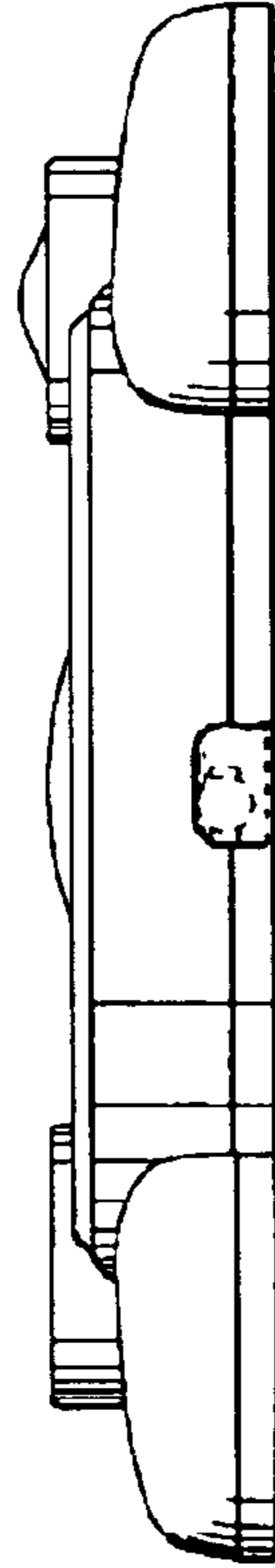


Fig. 6

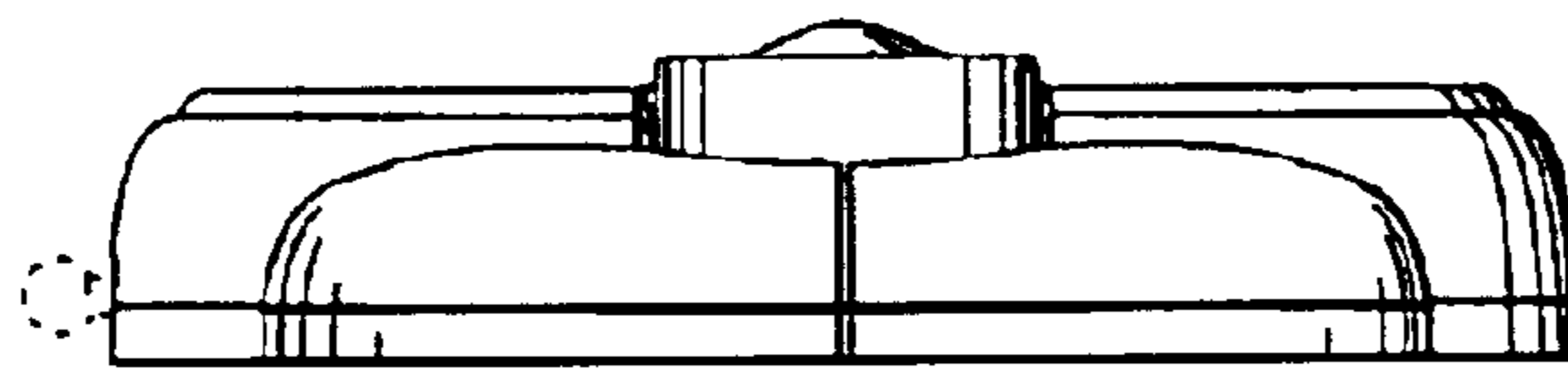


Fig. 7

