



US00D514502S

(12) **United States Design Patent** (10) **Patent No.:** **US D514,502 S**
Oliver (45) **Date of Patent:** **** Feb. 7, 2006**

(54) **TIRE TREAD**

(75) Inventor: **Jane Kathleen Oliver**, Pelzer, SC (US)

(73) Assignee: **Michelin Recherche et Technique S.A.**
(CH)

(**) Term: **14 Years**

(21) Appl. No.: **29/204,456**

(22) Filed: **Apr. 29, 2004**

(51) **LOC (8) Cl.** **12-15**

(52) **U.S. Cl.** **D12/579**

(58) **Field of Classification Search** D12/544,
D12/545, 560, 561, 566, 567, 579, 580, 583,
D12/596, 602, 603, 900, 901; 152/209.1,
152/209.9, 209.12, 209.18, 209.25
See application file for complete search history.

(56) **References Cited**

U.S. PATENT DOCUMENTS

D328,578 S	*	8/1992	Cormier et al.	D12/579
D369,132 S	*	4/1996	Buresh et al.	D12/603
D370,879 S	*	6/1996	Manestar	D12/590
D381,945 S		8/1997	Manestar	D12/147
D382,525 S		8/1997	Manestar	D12/147
D402,935 S		12/1998	Oliver	D12/146

OTHER PUBLICATIONS

Gillette Widetrack Wintertrax Tire, 2003 Tread Design Guide, Jan. 2003, p. 28. 4/4.*
Dunlop Grandtrek TG27 Tire, 2003 Tread Design Guide, Jan. 2003, p. 77. 2/4.*
Tread Design Guide, 1991, p. 26, DOUGLAS Range Rider Radial RV.

Tread Design Guide, 1991, p. 32, GENERAL XP2000 MS.
Tread Design Guide, 1991, p. 137, STRATTON All Season King Stl. Rad.

Tread Design Guide, 1996, p. 25, DURALON Widetrack Radial BAJA A/T.

Tread Design Guide, 1996, p. 66, SIGMA PR812.

Tread Design Guide, 1996, p. 80, ATLAS Widetrack A/T.

Tread Design Guide, 1996, p. 116, SPARTAN All Season King Steel Radial.

* cited by examiner

Primary Examiner—Robert M. Spear

(74) *Attorney, Agent, or Firm*—E. Martin Remick; Robert R. Reed

(57) **CLAIM**

The ornamental design for a tire tread, as shown and described.

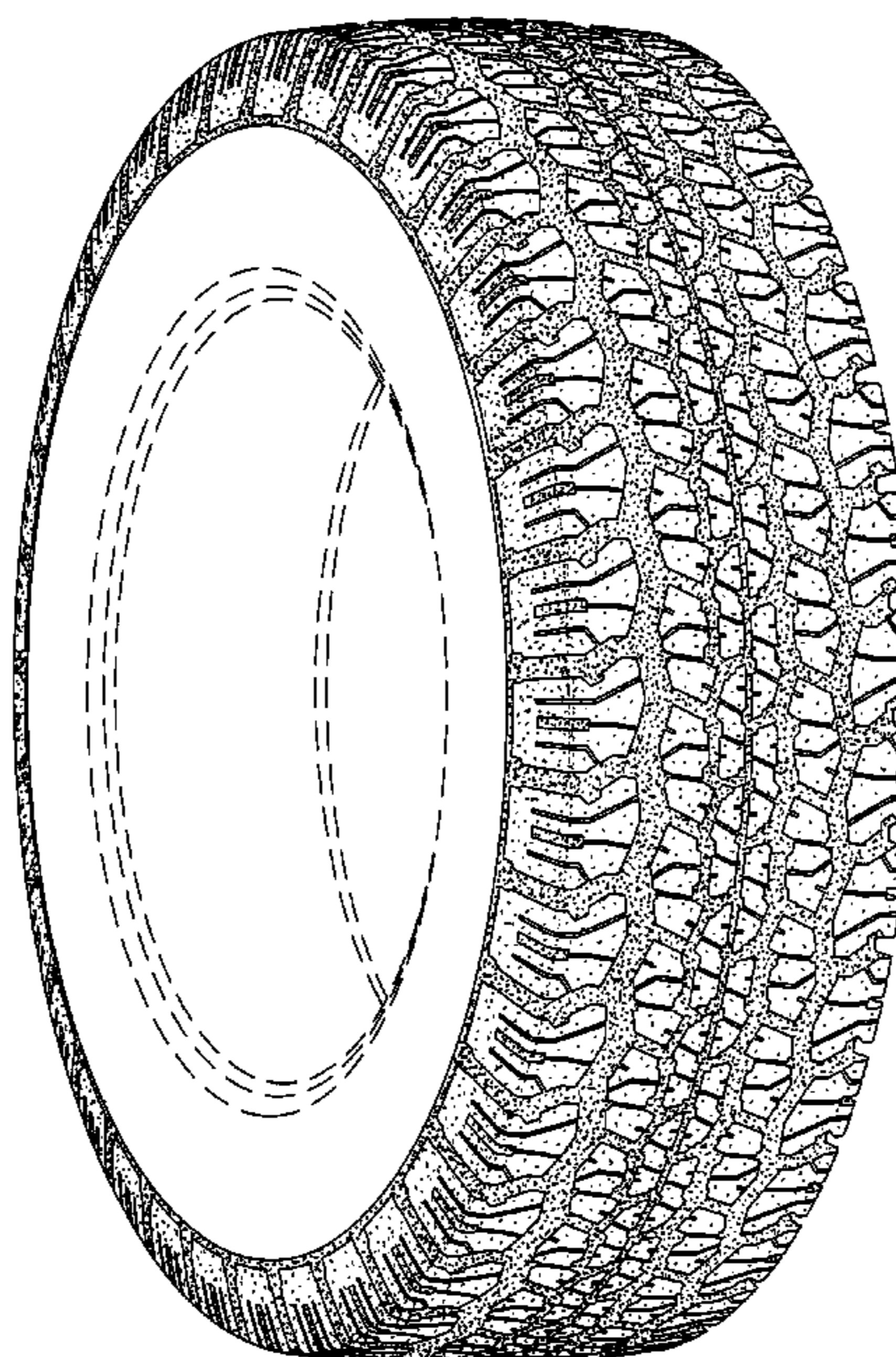
DESCRIPTION

FIG. 1 is a perspective view of a tire tread showing my new design, it being understood that the tread pattern repeats circumferentially throughout the outer circumference and shoulder of a tire, the opposite side perspective view being identical thereto; and,

FIG. 2 is an enlarged fragmentary front elevation view of the tire tread thereof of FIG. 1.

In the drawings, the dark stippled surface shading represents the recessed groove portions of the tire tread with the depth shown along the right edge of FIG. 1. The broken line disclosure of the tire sidewall and inner bead is for illustrative purposes only and forms no part of the claimed design.

1 Claim, 2 Drawing Sheets



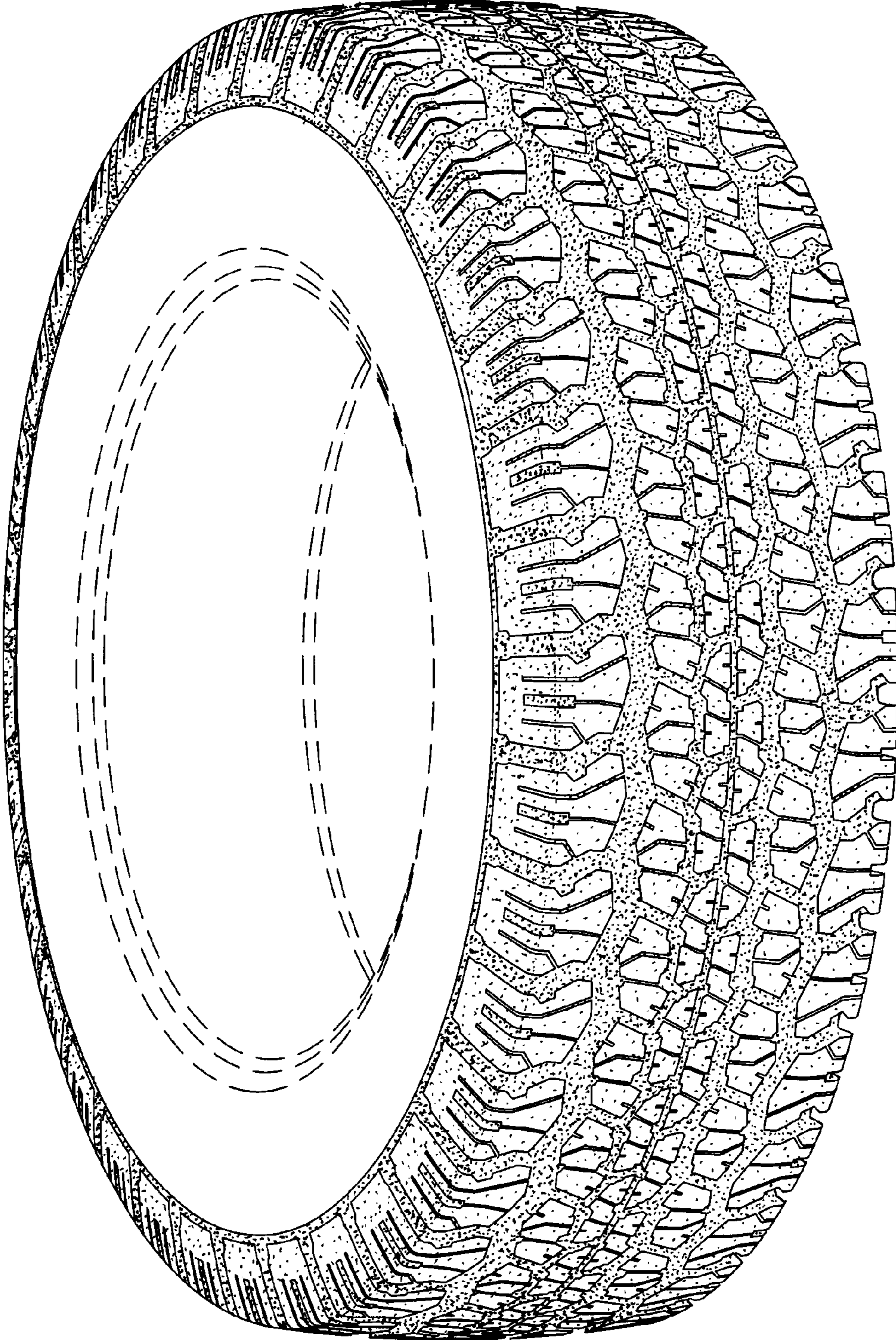


Fig. 1

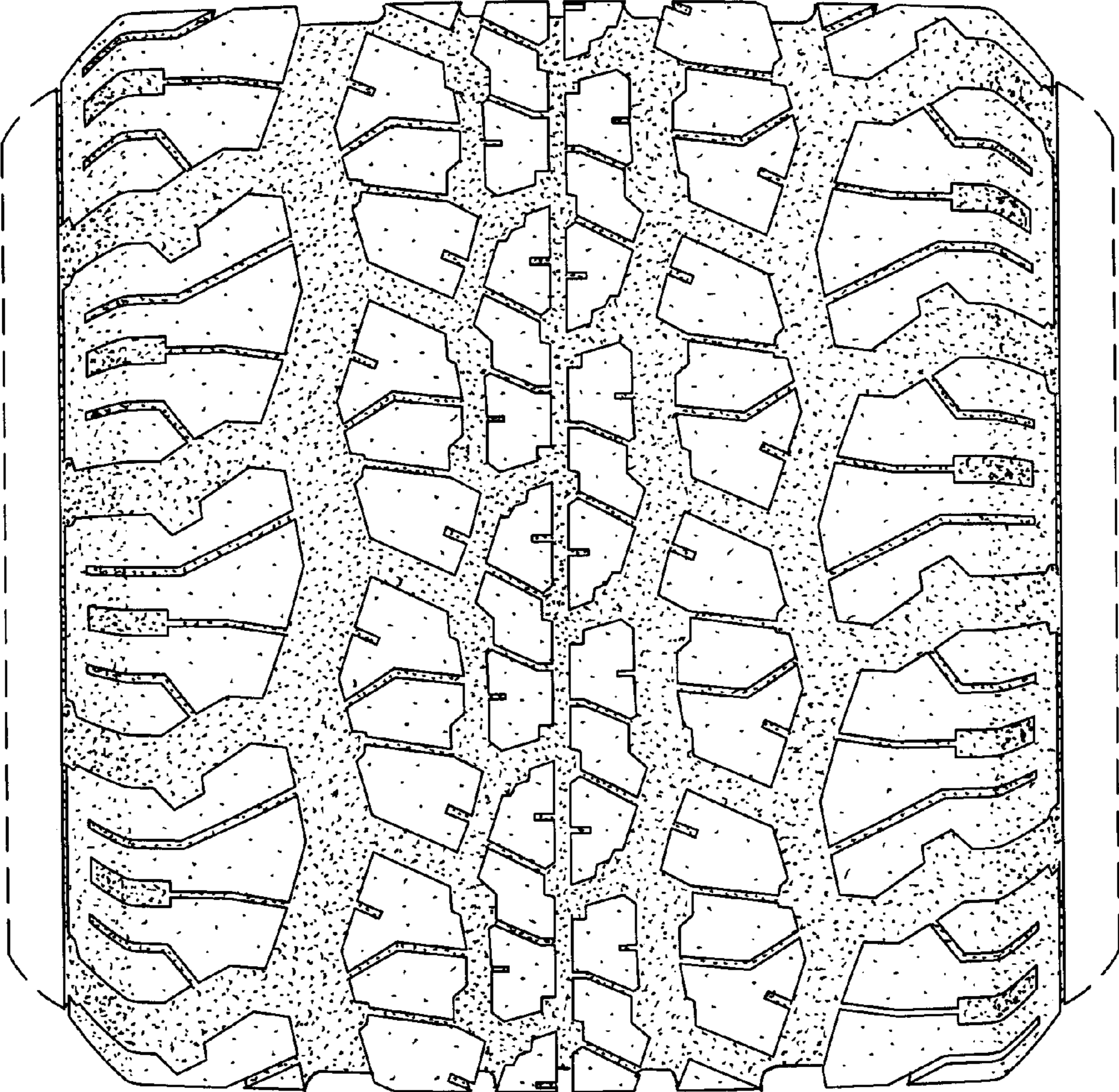


Fig. 2