



US00D514499S

(12) **United States Design Patent** (10) **Patent No.:** **US D514,499 S**
Valdes (45) **Date of Patent:** **** Feb. 7, 2006**

(54) **SAILBOAT**

D416,851 S * 11/1999 Mitchell D12/303

(76) **Inventor:** **Vincent A. Valdes**, 1615 Mariner Dr.,
Newport Beach, CA (US) 92660

OTHER PUBLICATIONS

The Hobby-Lobby 2001 Catalog, p. 89 (2 pages).*

(**) **Term:** **14 Years**

* cited by examiner

(21) **Appl. No.:** **29/221,179**

Primary Examiner—Cynthia M. Chin

(22) **Filed:** **Jan. 12, 2005**

(74) *Attorney, Agent, or Firm*—Stetina Brunda Garred &
Brucker

(51) **LOC (8) Cl.** **12-06**

(57) **CLAIM**

(52) **U.S. Cl.** **D12/303**

The ornamental design for a sailboat, as shown and
described.

(58) **Field of Classification Search** D12/300,
D12/303, 304, 315, 318; 114/39.11, 39.14,
114/39.15, 39.21, 39.25, 343, 355; D21/544
See application file for complete search history.

DESCRIPTION

(56) **References Cited**

FIG. 1 is a side elevational view of the sailboat of the present
invention showing my new design with the phantom lines
depicting solely environmental structure and forming no part
of the claimed design;

U.S. PATENT DOCUMENTS

- D175,724 S * 10/1955 Lyman D11/77
- D207,138 S * 3/1967 Andersen D12/303
- D277,272 S * 1/1985 Sladky et al. D12/596
- 4,702,193 A * 10/1987 Jones et al. 114/354
- 4,750,446 A * 6/1988 Sussman 114/345
- 5,628,265 A * 5/1997 Azima et al. 114/39.21

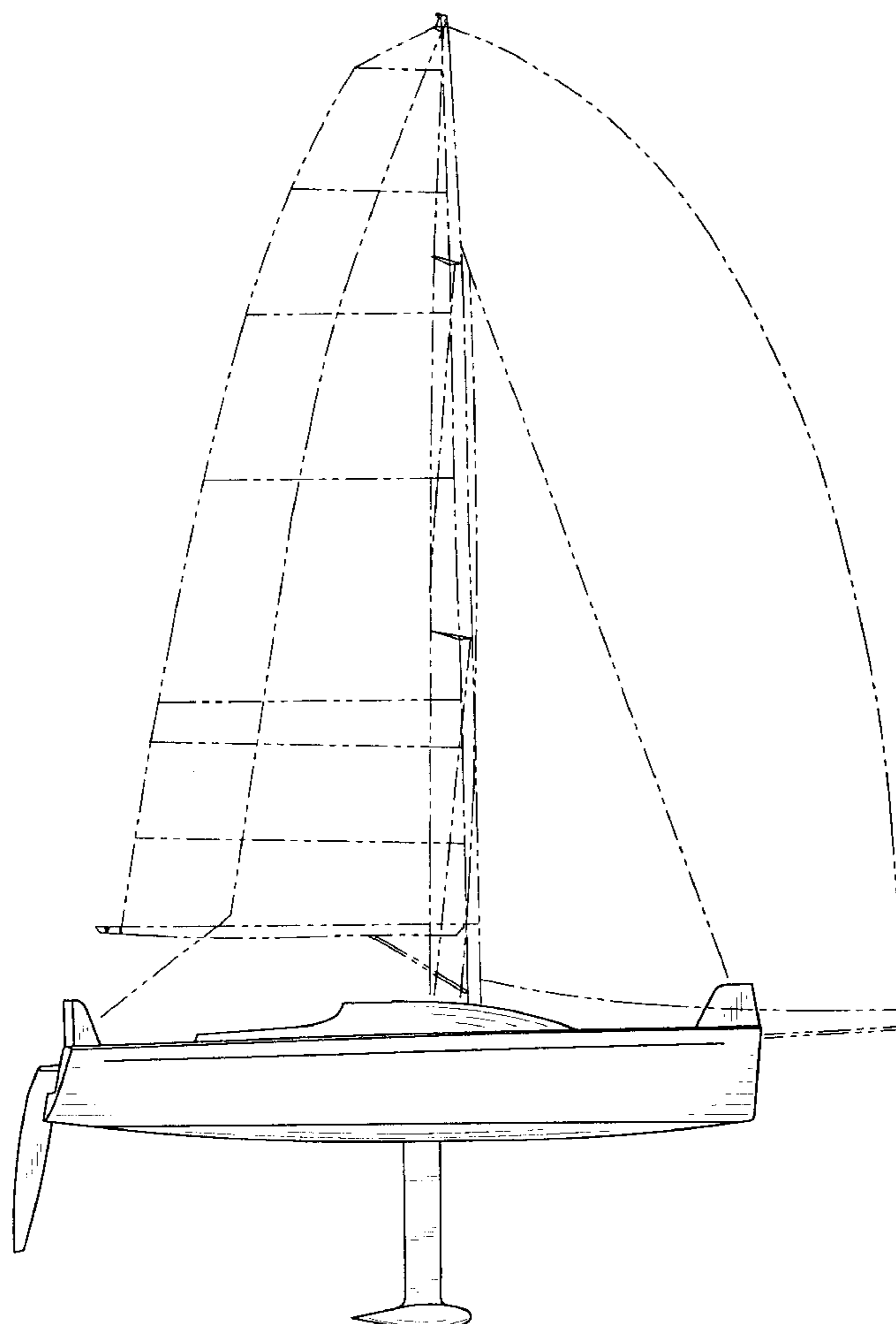
FIG. 2 is a top plan view thereof;

FIG. 3 is a rear end view thereof;

FIG. 4 is a front end view thereof; and,

FIG. 5 is a bottom plan view thereof.

1 Claim, 2 Drawing Sheets



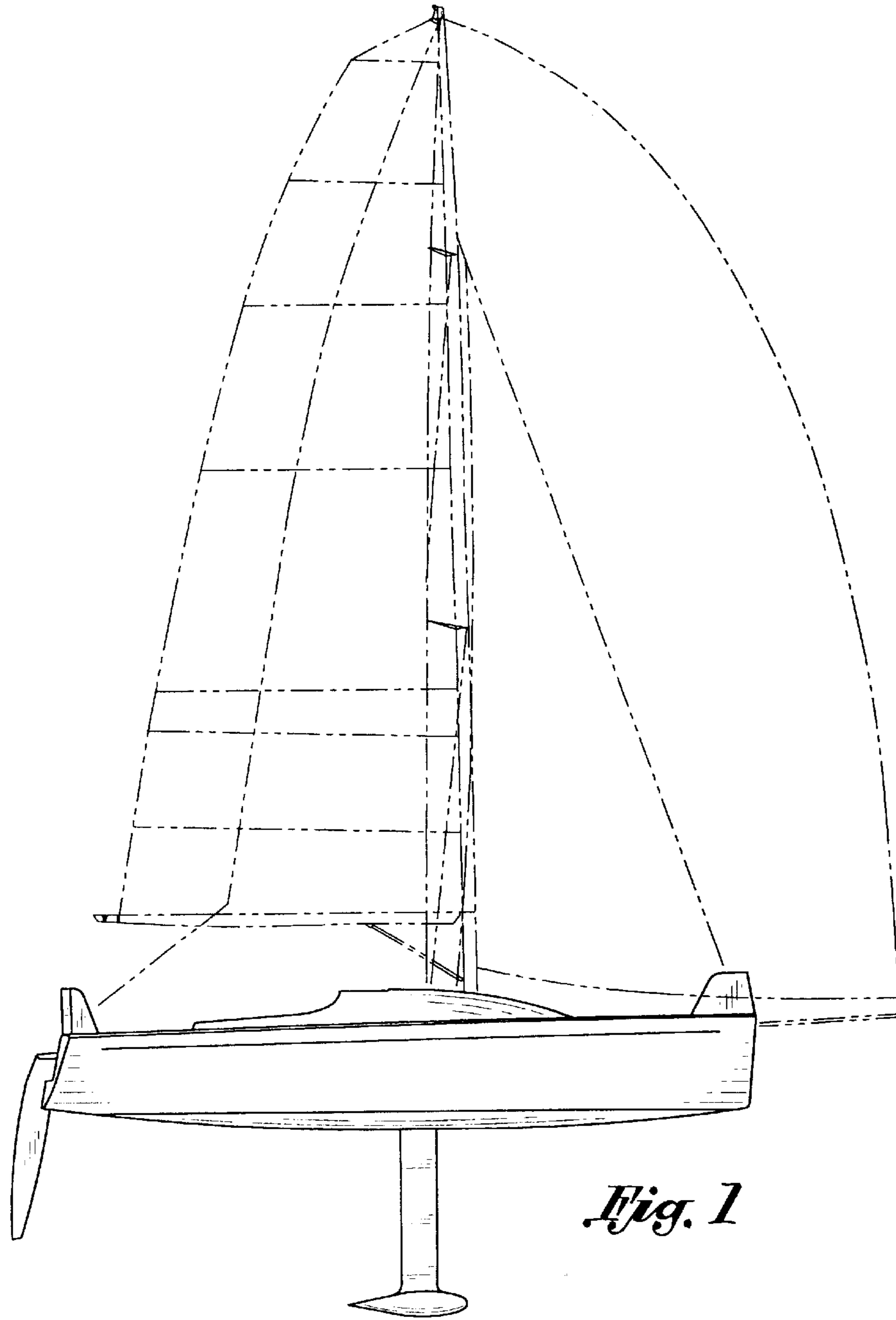


Fig. 1

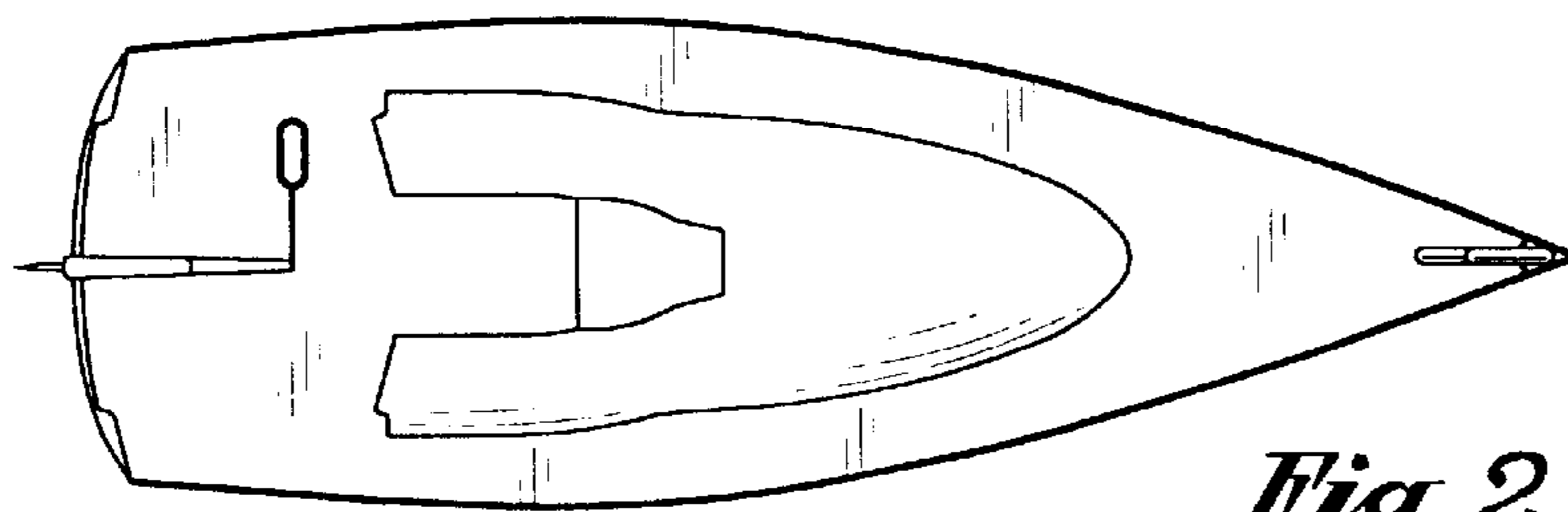


Fig. 2

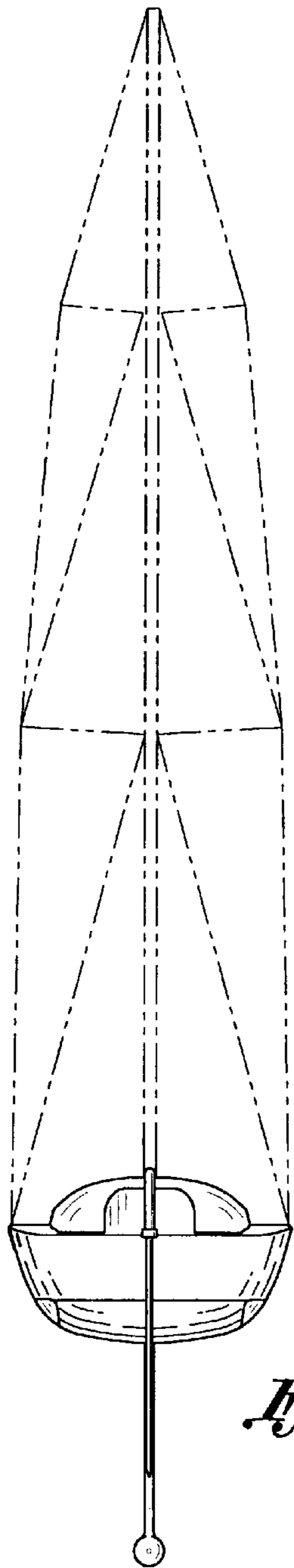


Fig. 3

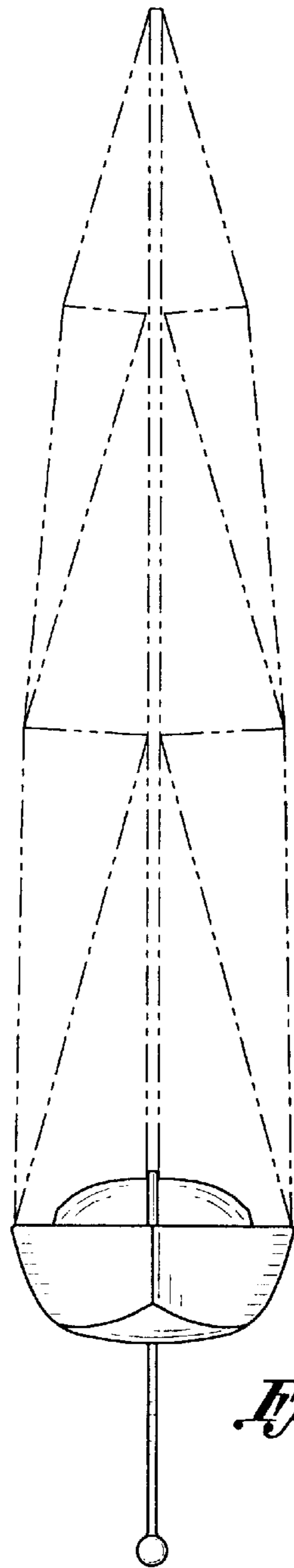


Fig. 4

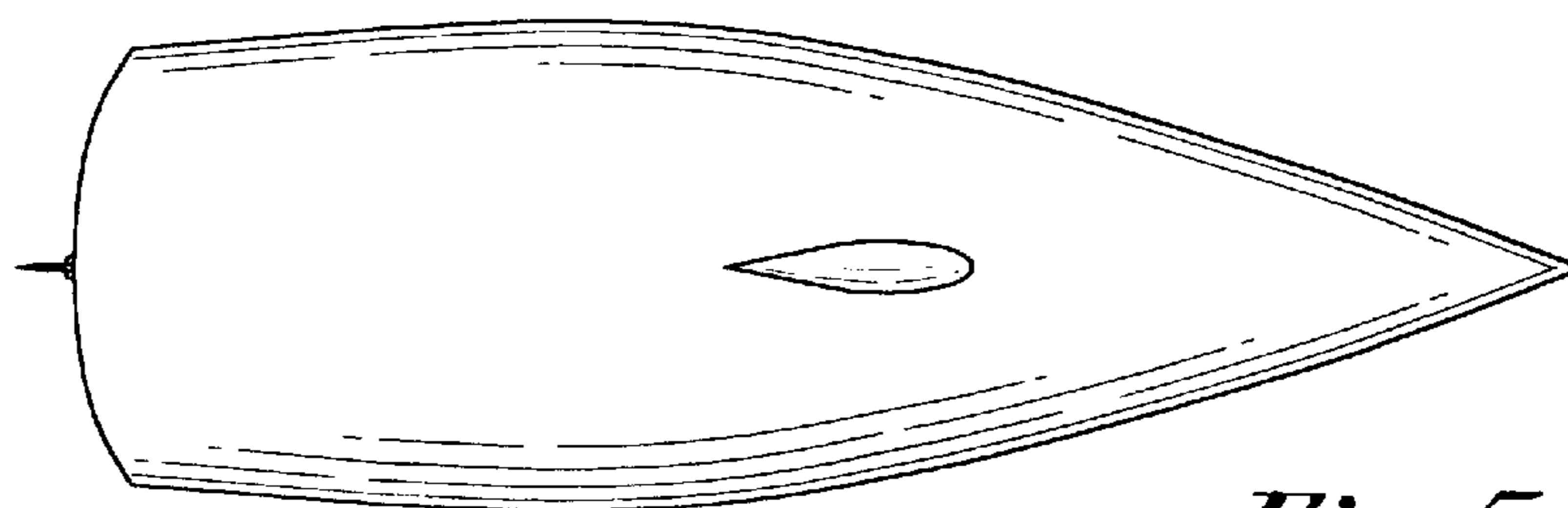


Fig. 5