



US00D514491S

(12) **United States Design Patent**
Nagashima

(10) **Patent No.:** **US D514,491 S**
(45) **Date of Patent:** **** Feb. 7, 2006**

(54) **SURFACE CONFIGURATION OF A TRUNK LID FOR A VEHICLE**

(75) Inventor: **Joji Nagashima, Munich (DE)**

(73) Assignee: **Bayerische Motoren Werke Aktiengesellschaft, Munich (DE)**

(**) Term: **14 Years**

(21) Appl. No.: **29/223,710**

(22) Filed: **Feb. 17, 2005**

Related U.S. Application Data

(63) Continuation of application No. 29/217,908, filed on Nov. 24, 2004.

(30) **Foreign Application Priority Data**

May 27, 2004 (DE) 40403323

(51) **LOC (8) Cl.** **12-16**

(52) **U.S. Cl.** **D12/196**

(58) **Field of Classification Search** D12/90-92,
D12/86, 196; 180/69.1, 69.2; 296/185
See application file for complete search history.

(56) **References Cited**

U.S. PATENT DOCUMENTS

- D417,645 S * 12/1999 Horbury et al. D12/196
- D419,510 S * 1/2000 Sacco et al. D12/196
- D428,376 S * 7/2000 Sacco et al. D12/196
- D440,532 S * 4/2001 Sacco et al. D12/196
- D452,468 S * 12/2001 Sacco et al. D12/196

- D459,283 S * 6/2002 Sinkwitz D12/196
- D467,850 S * 12/2002 Warming D12/196
- D470,804 S * 2/2003 Chan D12/169
- D476,936 S * 7/2003 Boyer D12/196
- D495,983 S * 9/2004 Pfeiffer et al. D12/196

* cited by examiner

Primary Examiner—Melody N. Brown

(74) *Attorney, Agent, or Firm*—Crowell & Moring LLP

(57) **CLAIM**

The ornamental design for a surface configuration of a trunk lid for a vehicle, as shown and described.

DESCRIPTION

This application is related to co-pending Application Ser. No. 29/217,910, of the inventor, filed on even date herewith and entitled "Surface Configuration of a Vehicle, Toy and/or Other Replicas".

FIG. 1 is a top view of a surface configuration of a trunk lid for a vehicle according to my novel design;

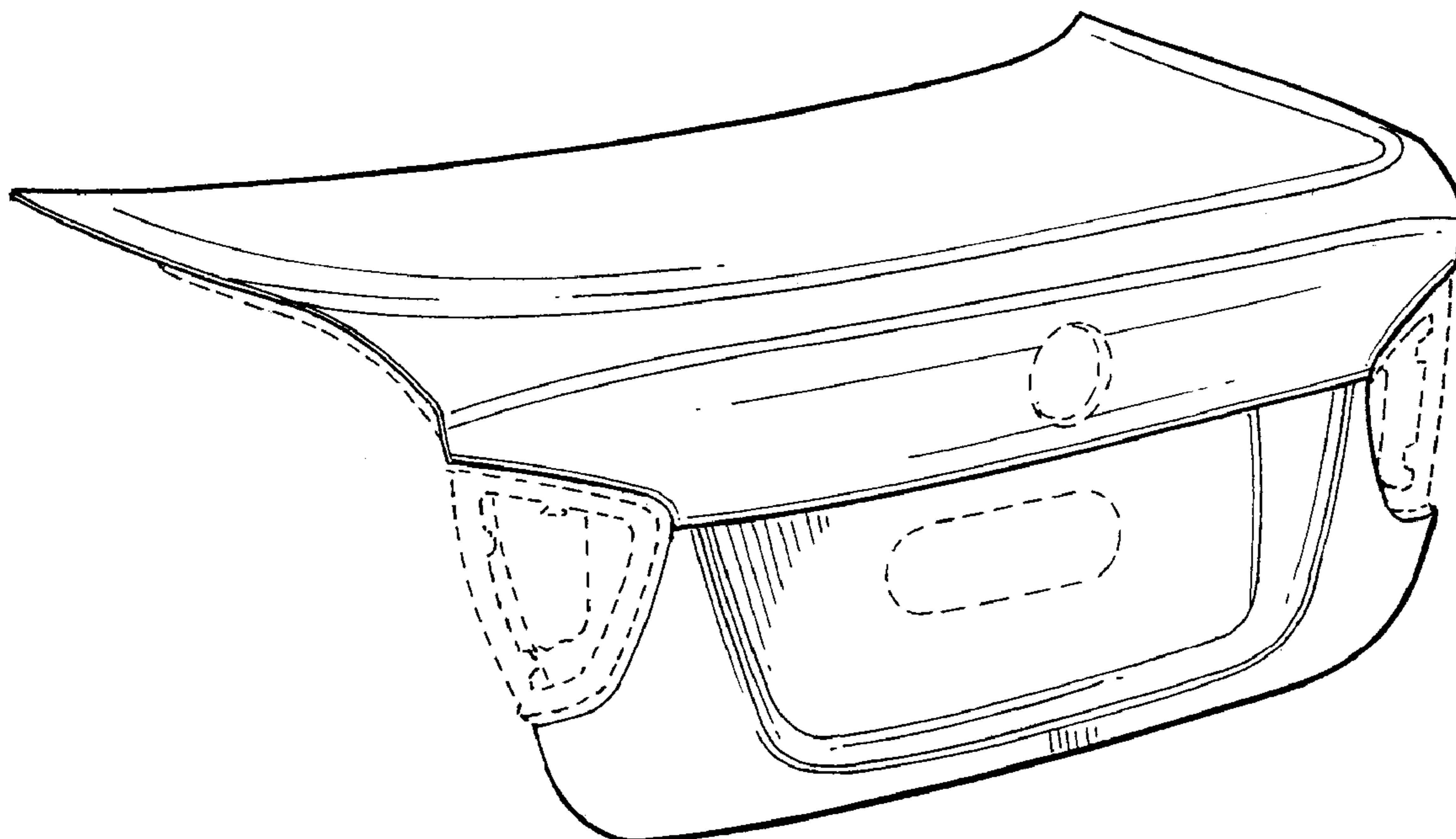
FIG. 2 is a left perspective view of the surface configuration of a trunk lid for a vehicle according to my novel design, the right perspective view being mirror symmetrical;

FIG. 3 is a front view of the surface configuration of a trunk lid for a vehicle according to my novel design; and,

FIG. 4 is a right side view of the surface configuration of a trunk lid for a vehicle according to my novel design, the left side view being mirror symmetrical.

The broken lines are for illustrative purposes only and form no part of the claimed design.

1 Claim, 2 Drawing Sheets



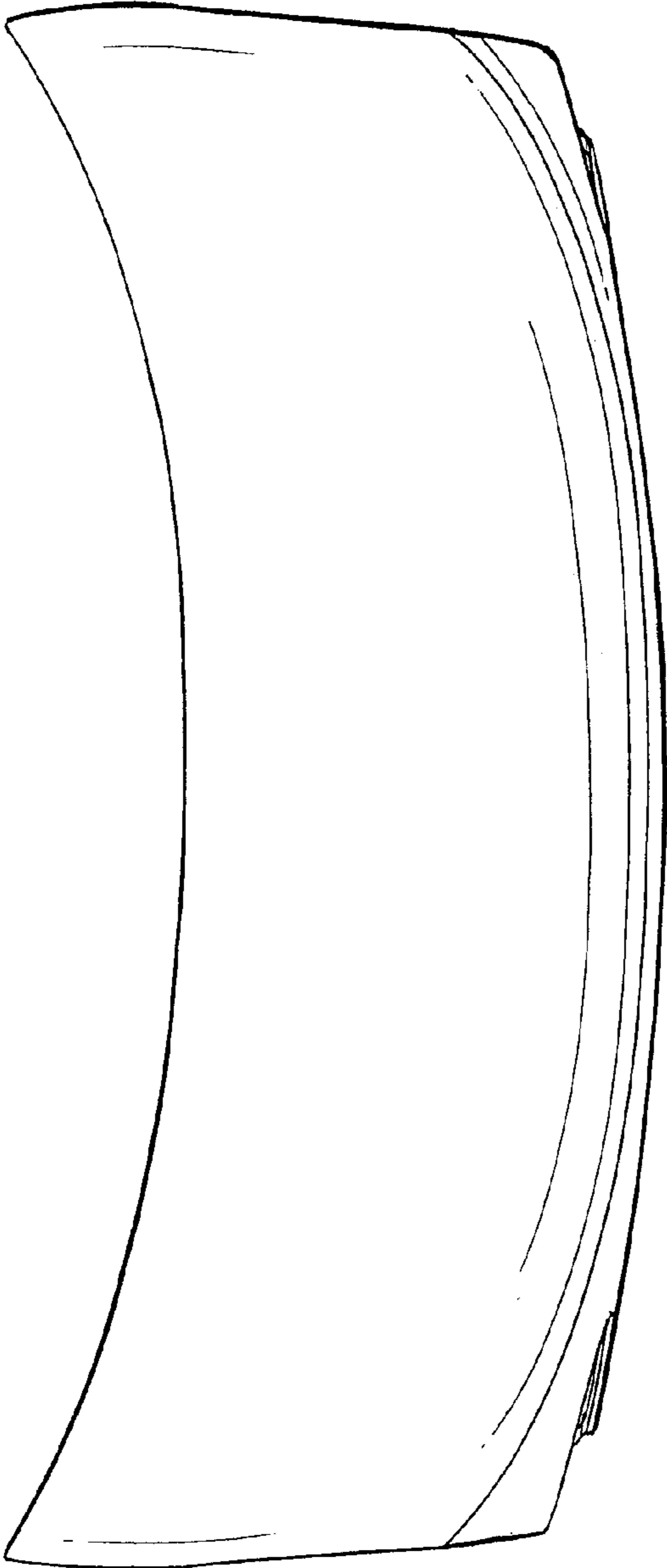


FIG. 1

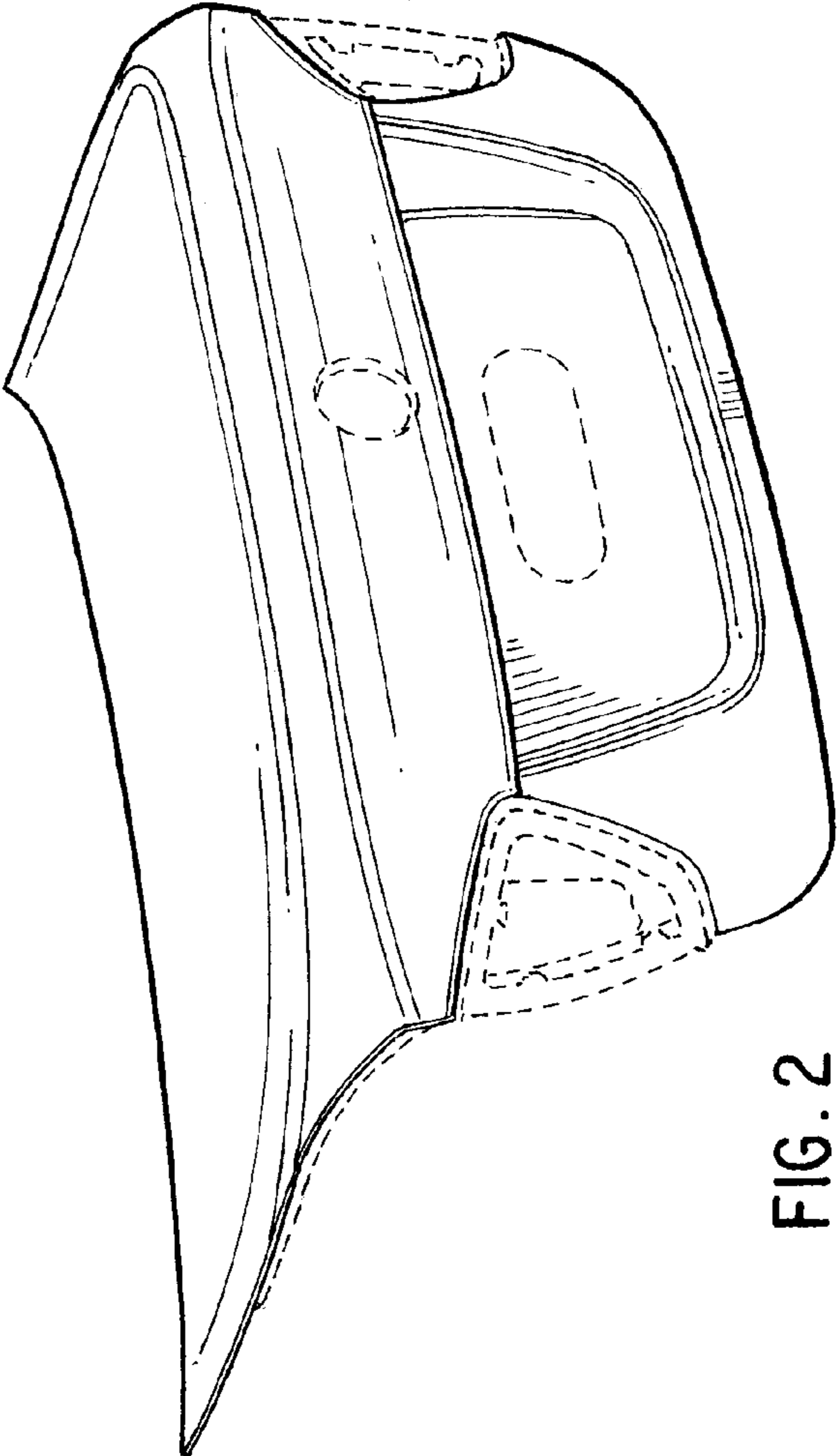


FIG. 2

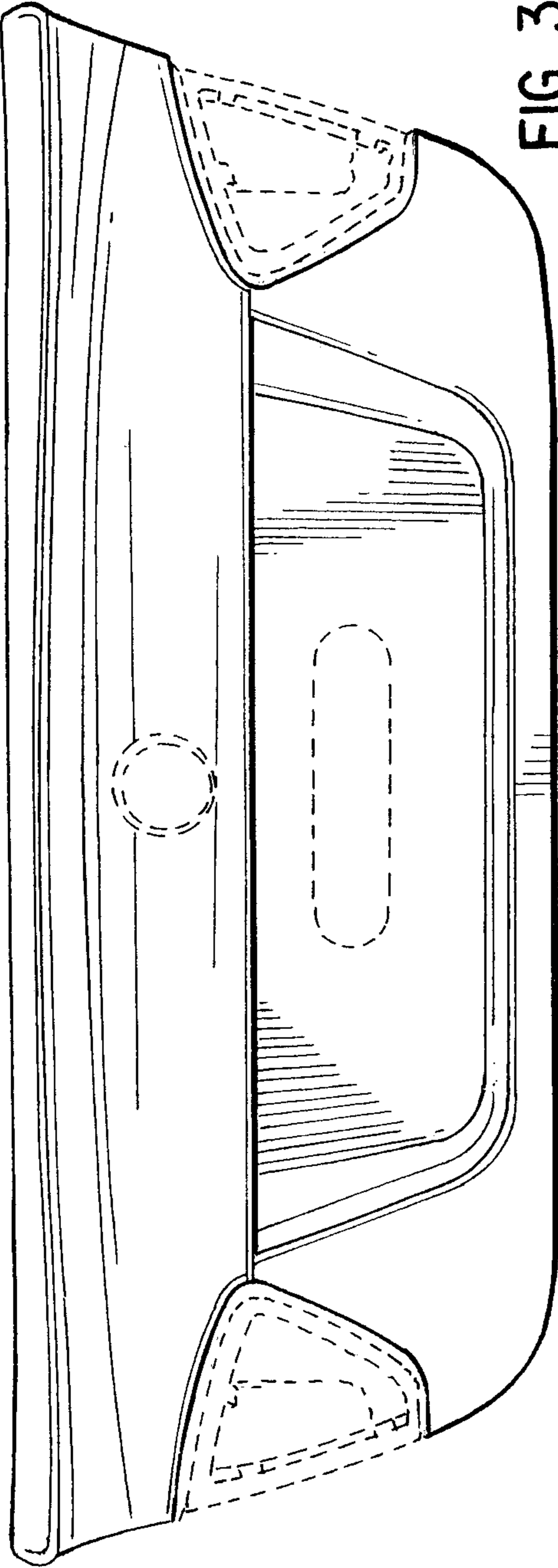


FIG. 3

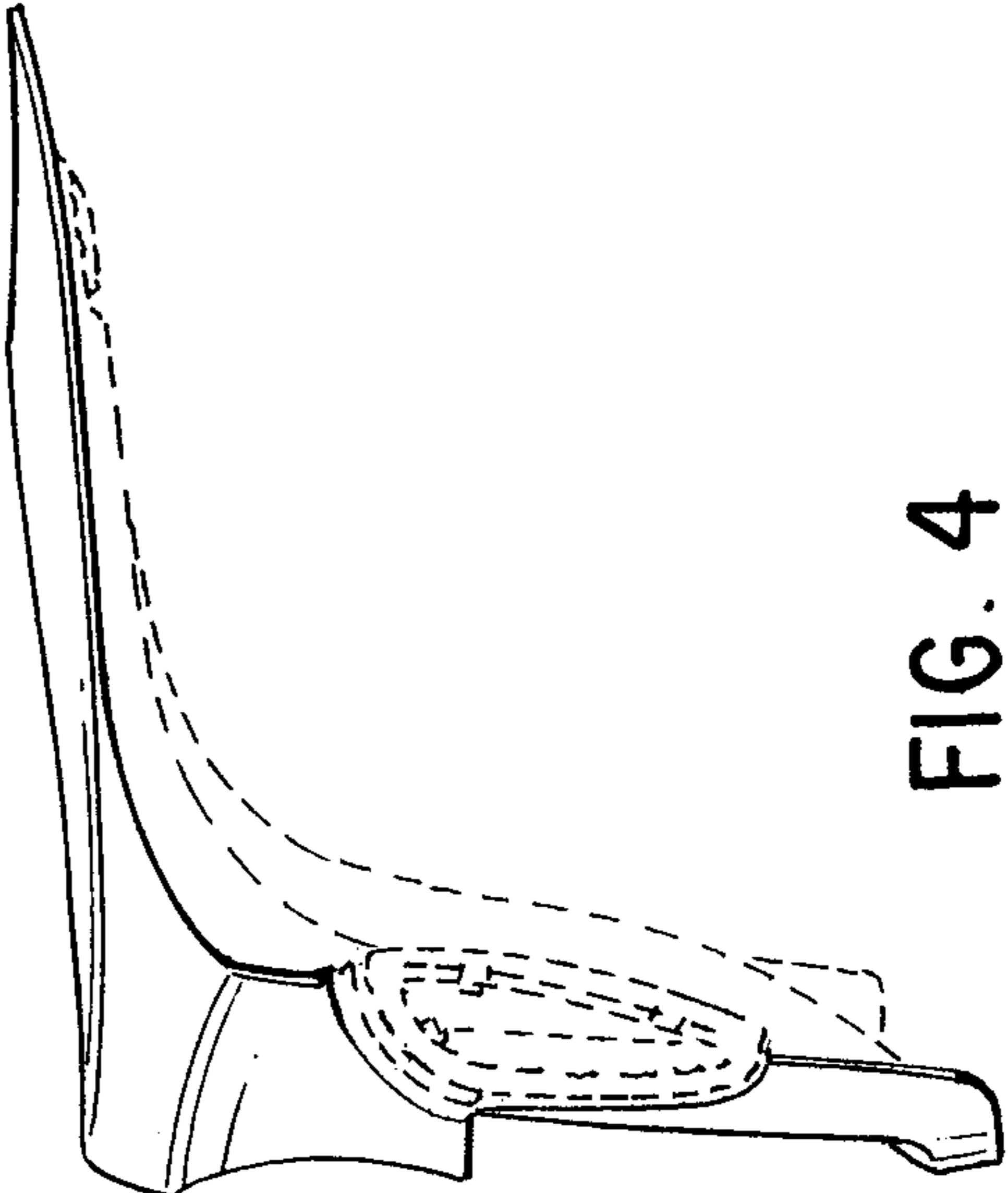


FIG. 4