



US00D514484S

(12) **United States Design Patent**
Nagashima

(10) **Patent No.:** **US D514,484 S**
(45) **Date of Patent:** **** Feb. 7, 2006**

(54) **SURFACE CONFIGURATION OF A HOOD FOR A VEHICLE**

D480,339 S * 10/2003 Boyer D12/173
D491,850 S * 6/2004 Velazco D12/173

(75) Inventor: **Joji Nagashima**, Munich (DE)

* cited by examiner

(73) Assignee: **Bayerische Motoren Werke Aktiengesellschaft**, Munich (DE)

Primary Examiner—Melody N. Brown
(74) *Attorney, Agent, or Firm*—Crowell & Moring LLP

(**) Term: **14 Years**

(57) **CLAIM**

(21) Appl. No.: **29/217,909**

The ornamental design for a surface configuration of a hood for a vehicle, as shown and described.

(22) Filed: **Nov. 24, 2004**

DESCRIPTION

(30) **Foreign Application Priority Data**

May 27, 2004 (DE) 4 04 03 323

This application is related to co-pending Application Ser. No. 29/217,910, of the inventor, filed on even date herewith and entitled "Surface Configuration of a Vehicle, Toy and/or Other Replicas".

(51) **LOC (8) Cl.** **12-16**

(52) **U.S. Cl.** **D12/173**

(58) **Field of Classification Search** D12/90-92,
D12/173, 196, 86; 180/69.21, 69.2, 69.22
See application file for complete search history.

FIG. 1 is a left, front perspective view of a surface configuration of a hood for a vehicle according to my novel design, the right, front perspective view being mirror symmetrical; FIG. 2 is a top view of the surface configuration of a hood for a vehicle according to my novel design; FIG. 3 is a front view of the surface configuration of a hood for a vehicle according to my novel design; and, FIG. 4 is a left side view of the surface configuration of a hood for a vehicle according to my novel design, the right side view being mirror symmetrical.

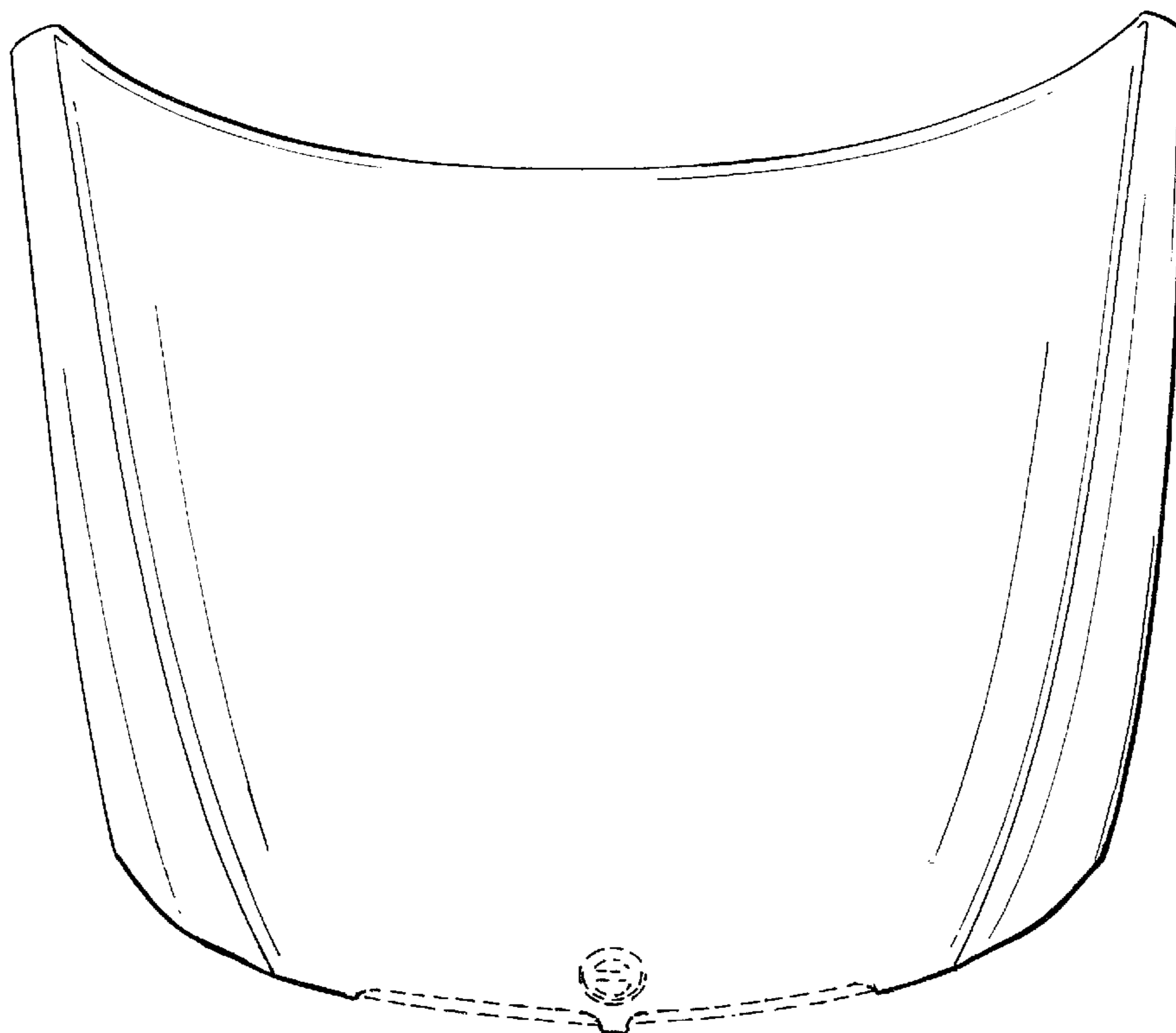
(56) **References Cited**

U.S. PATENT DOCUMENTS

- D399,463 S * 10/1998 Grabo et al. D12/173
- D399,464 S * 10/1998 Grabo et al. D12/173
- D412,145 S * 7/1999 Bangle D12/173
- D416,524 S * 11/1999 Gabath D12/173
- D418,465 S * 1/2000 Alfes D12/173
- D428,369 S * 7/2000 Sacco et al. D12/173

The broken lines are for illustrative purposes only and form no part of the claimed design.

1 Claim, 2 Drawing Sheets






FIG. 1

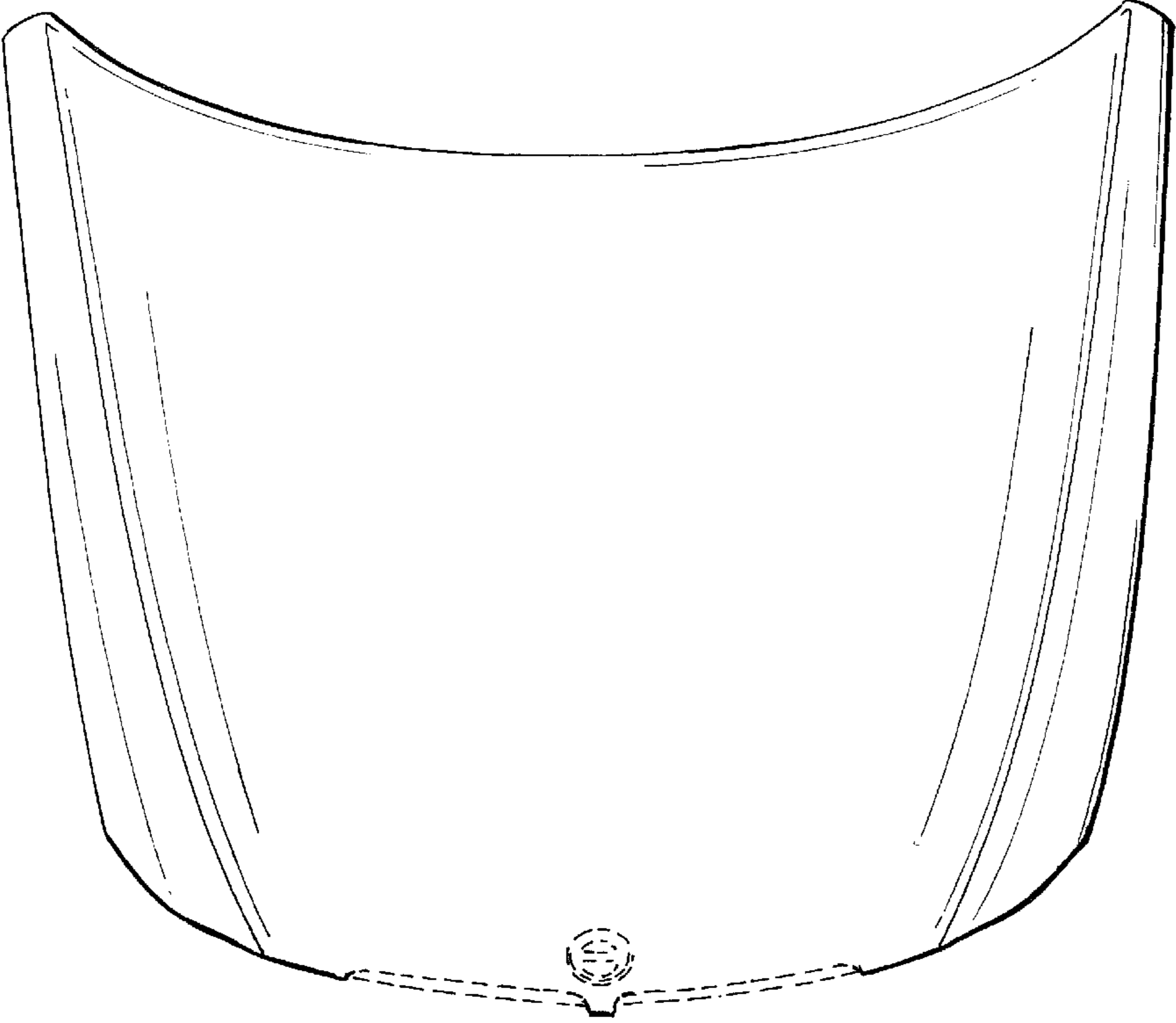


FIG. 2




FIG. 3




FIG. 4