



US00D514475S

(12) **United States Design Patent**  
**Lee**

(10) **Patent No.:** **US D514,475 S**  
(45) **Date of Patent:** **\*\* Feb. 7, 2006**

(54) **SURFACE CONFIGURATION OF A VEHICLE BODY, TOY, AND/OR REPLICA**

D505,097 S \* 5/2005 Rodriguez ..... D12/91  
D505,360 S \* 5/2005 Kodama et al. .... D12/92

(75) Inventor: **Kenneth Lee**, Ann Arbor, MI (US)

\* cited by examiner

(73) Assignee: **Nissan Motor Co., Ltd.**, Yokohama (JP)

*Primary Examiner*—Melody N. Brown  
(74) *Attorney, Agent, or Firm*—Foley & Lardner LLP

(\*\*) Term: **14 Years**

(57) **CLAIM**

(21) Appl. No.: **29/219,320**

An ornamental design for a surface configuration of a vehicle body toy, and/or replica, as shown and described.

(22) Filed: **Dec. 15, 2004**

**DESCRIPTION**

(51) **LOC (8) Cl.** ..... **12-08**

(52) **U.S. Cl.** ..... **D12/92**

(58) **Field of Classification Search** ..... D12/90-92,  
D12/86, 88; D21/424, 433; 296/181.1, 181.5  
See application file for complete search history.

FIG. 1 is a left perspective view of a surface configuration of a vehicle body, toy, and/or replica;  
FIG. 2 is a right perspective view thereof;  
FIG. 3 is a front view thereof;  
FIG. 4 is a rear view thereof;  
FIG. 5 is a top plan view thereof;  
FIG. 6 is a bottom view thereof;  
FIG. 7 is a left side view thereof; and,  
FIG. 8 is a right side view thereof.

(56) **References Cited**

**U.S. PATENT DOCUMENTS**

D483,297 S \* 12/2003 Albaisa ..... D12/91  
D497,328 S \* 10/2004 Aikawa ..... D12/92

**1 Claim, 4 Drawing Sheets**






Fig.1




Fig.2

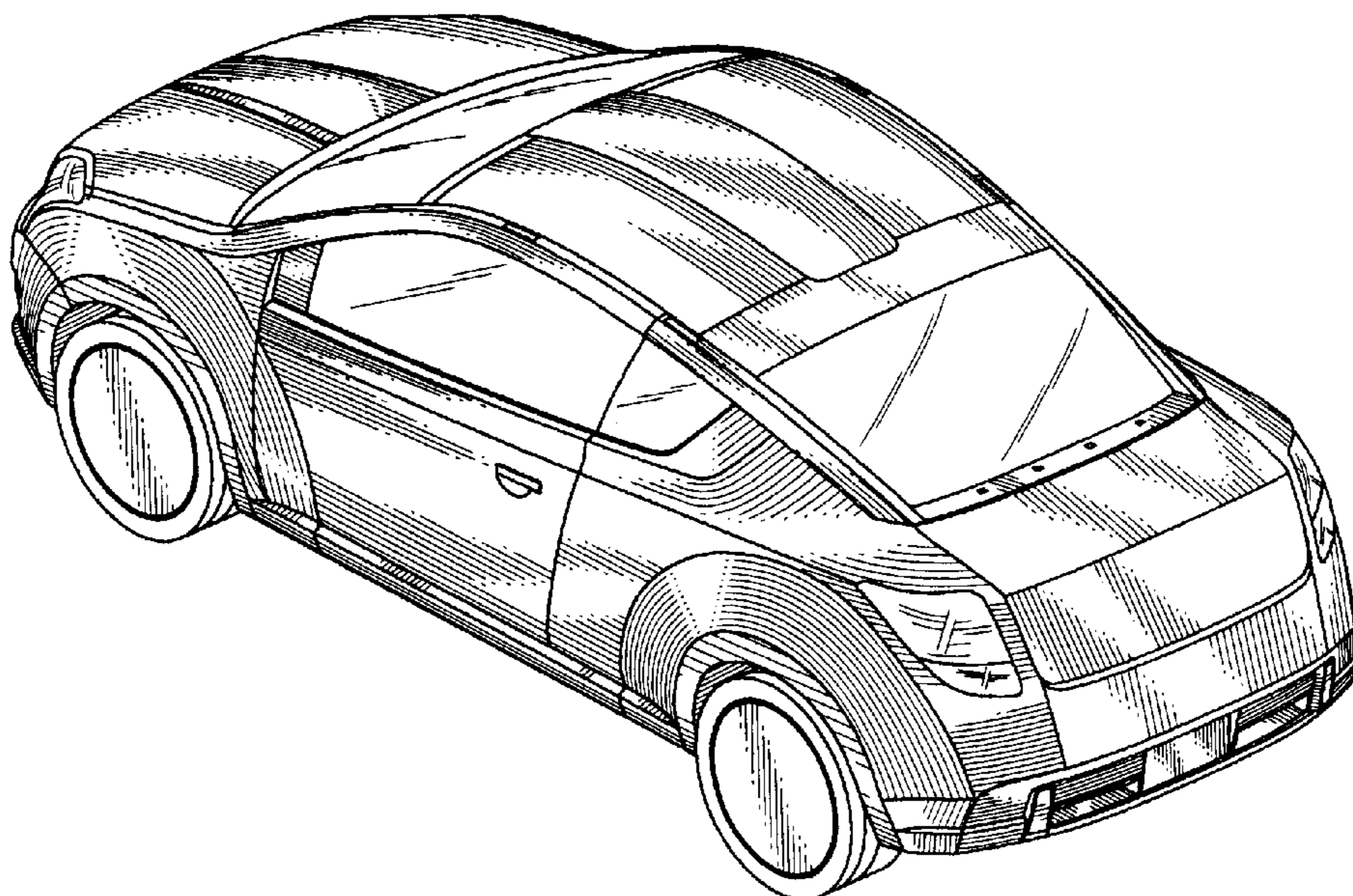


Fig.3

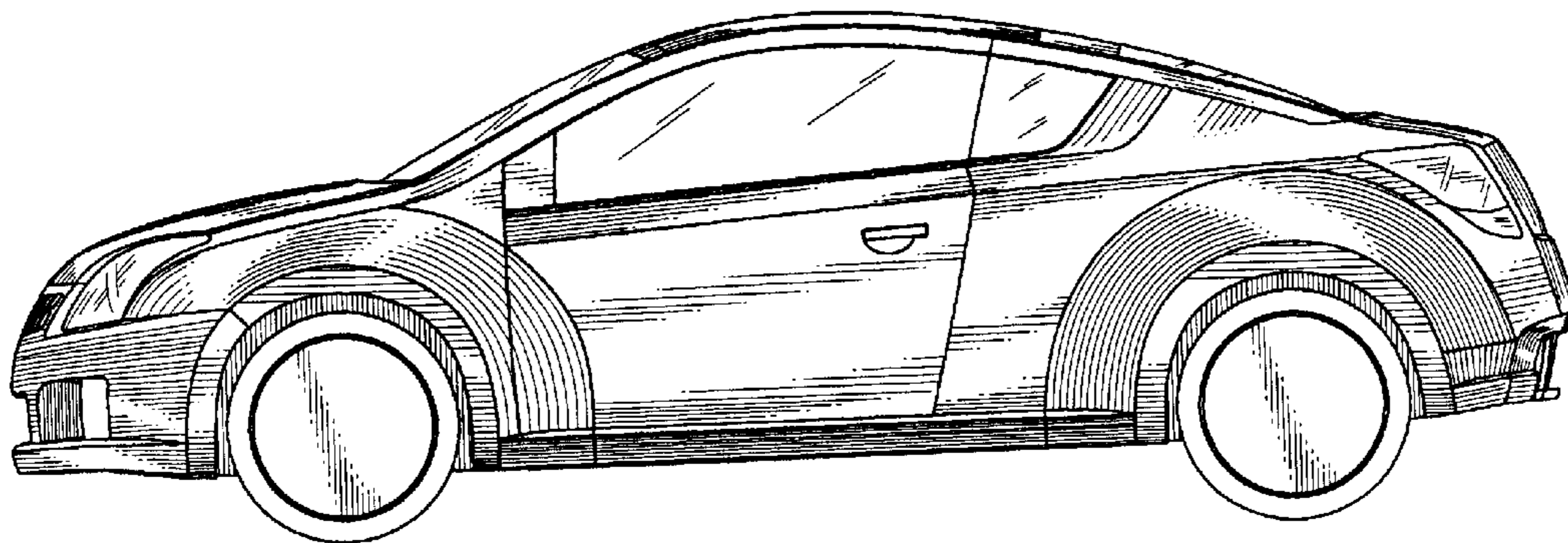


Fig.4

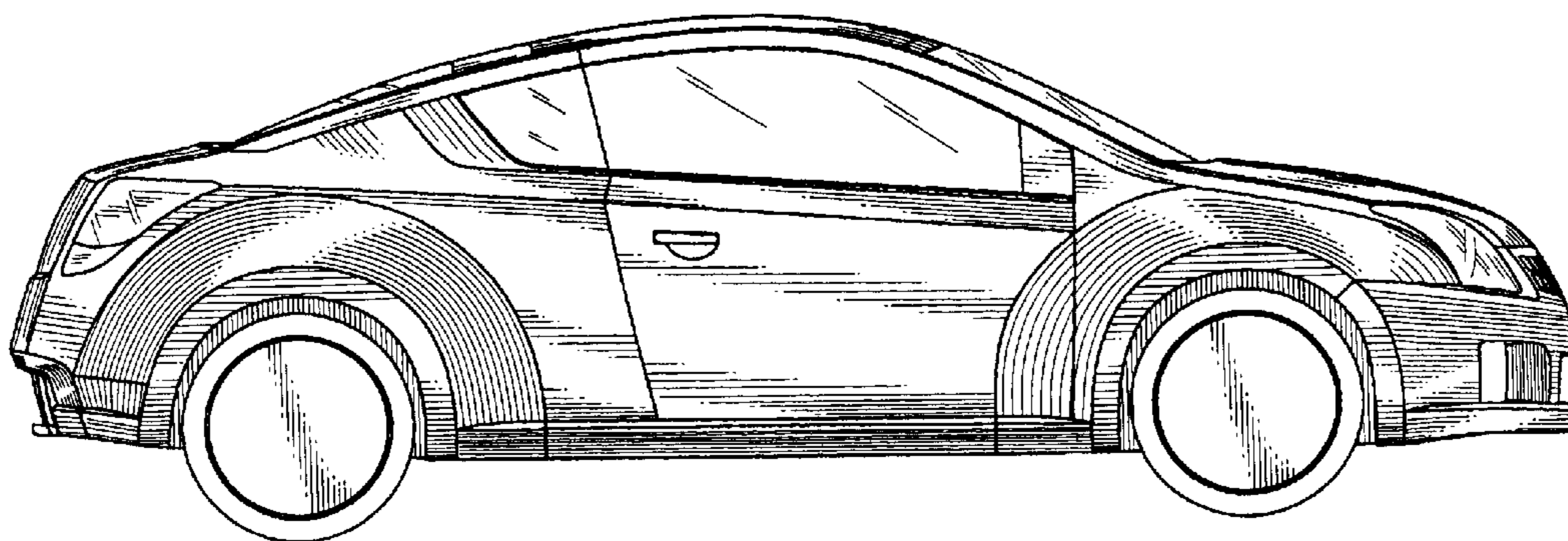




Fig.5

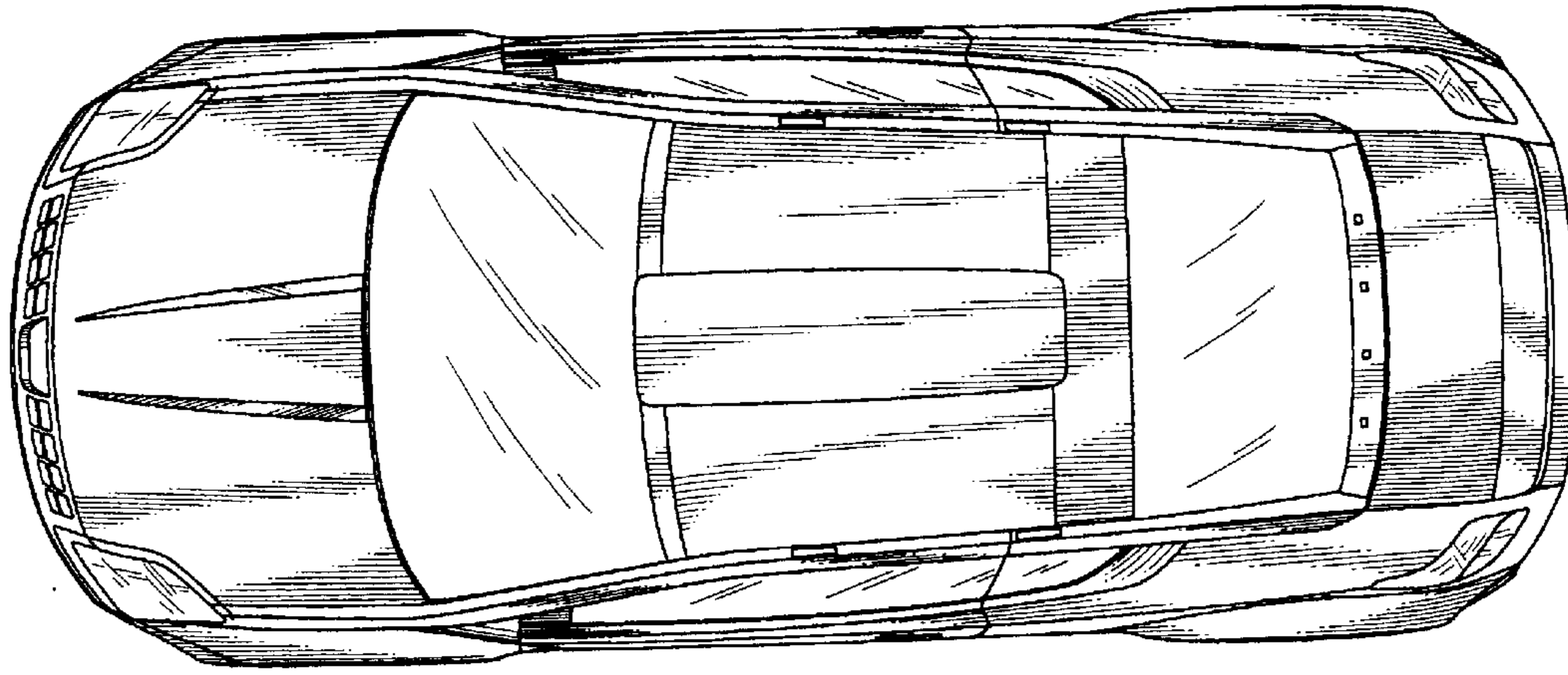


Fig.6

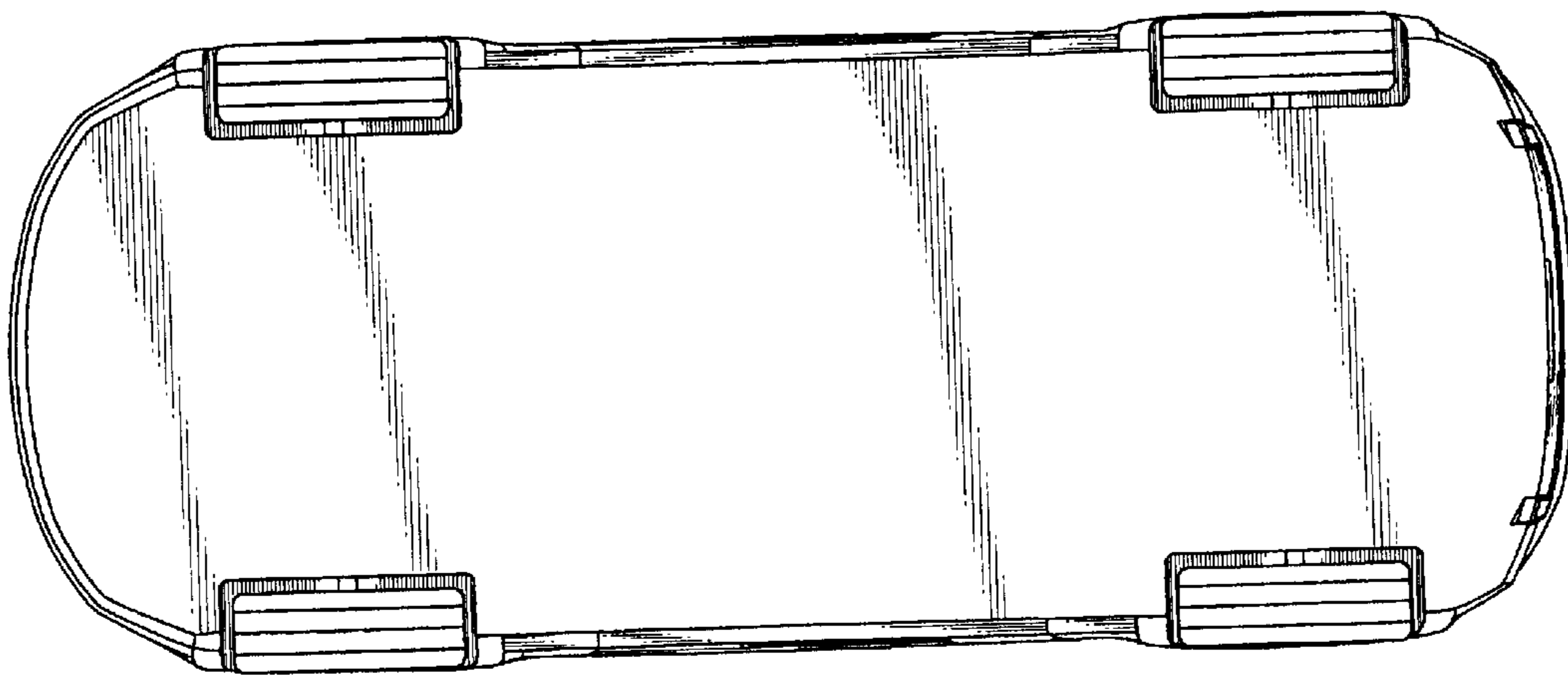


Fig.7




Fig.8

